



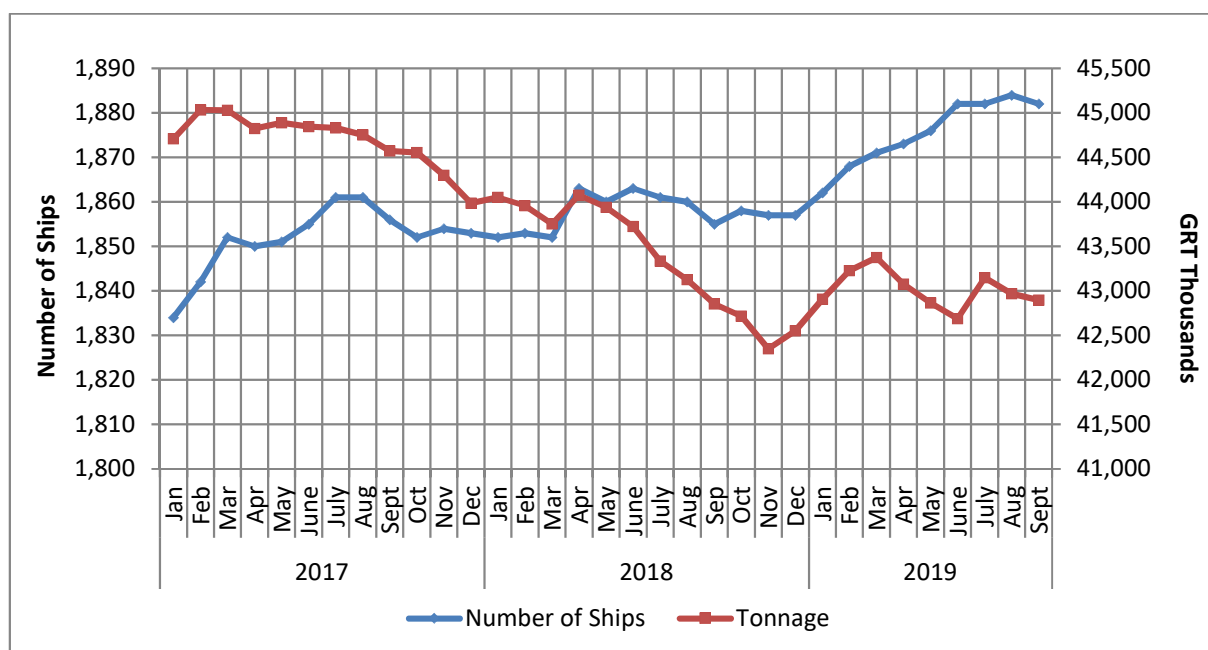
## PRESS RELEASE

### GREEK MERCHANT FLEET: September 2019 (Provisional data)

The Hellenic Statistical Authority (ELSTAT) announces data on the Greek Merchant Fleet (for vessels of 100 GRT<sup>1</sup>) for September 2019. Particularly:

- The Greek Merchant Fleet increased by 1.5% in September 2019 compared with September 2018, while a decrease of 0.1% was recorded in September 2018 compared with September 2017 (Table 1).
- The gross tonnage of the Greek Merchant Fleet, for vessels of 100 GRT and over, recorded an increase of 0.1% in September 2019 compared with September 2018. A decrease of 3.9% was recorded in September 2018 compared with September 2017 (Table 1).

**Graph 1: Greek Merchant ships of 100 GRT and over: January 2017 – September 2019**



**Information on methodological issues:**

Division of Sectoral Statistics  
Section of Transport Statistics  
P. Tzortzi, F.Georgakopoulou  
Tel : +30 213 135 2187 , +30 213 135 3090  
Fax: +30 213 135 2757  
E mail: p.tzortzi@statistics.gr  
f.georgakopoulou@statistics.gr

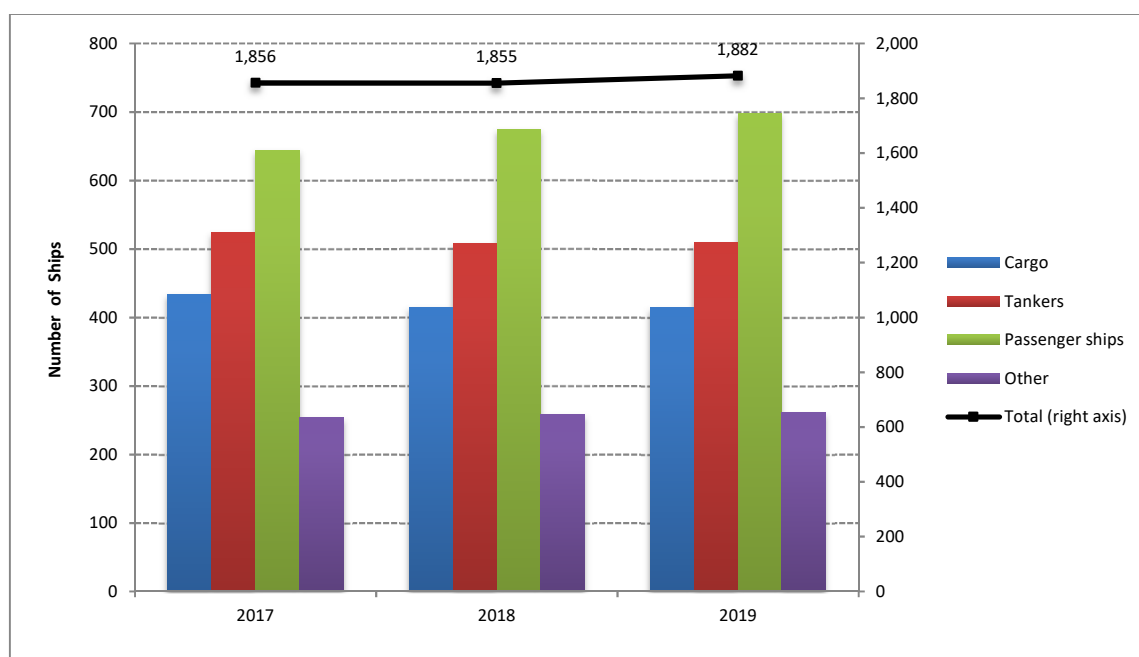
Information for data provision:  
Tel. +30 213 135 2022  
E mail. data.dissem@statistics.gr

<sup>1</sup> GRT: Gross Tonnage

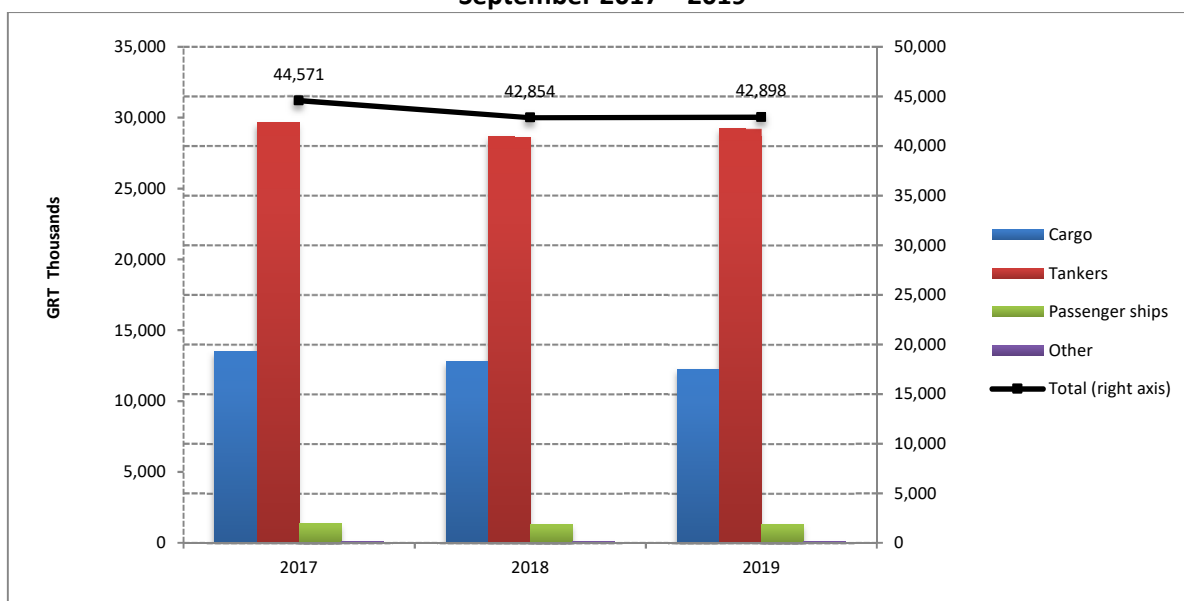
**Table 1. Number and tonnage of Greek Merchant ships of 100 GRT and over, by types of ships, September 2017 – 2019**

September										
Types of ships	2017		2018		Change % 2018/2017		2019		Change % 2019/2018	
	Number of Ships	Tonnage (GRT)	Number of Ships	Tonnage (GRT)	Number of Ships	Tonnage (GRT)	Number of Ships	Tonnage (GRT)	Number of Ships	Tonnage (GRT)
<b>Cargo</b>	434	13,513,613	415	12,792,086	-4.4	-5.3	414	12,260,004	-0.2	-4.2
<b>Tankers</b>	524	29,624,522	508	28,659,036	-3.1	-3.3	509	29,230,388	0.2	2.0
<b>Passenger ships</b>	644	1,343,767	674	1,311,427	4.7	-2.4	698	1,317,610	3.6	0.5
<b>Other</b>	254	89,215	258	91,366	1.6	2.4	261	89,888	1.2	-1.6
<b>Total:</b>	<b>1,856</b>	<b>44,571.117</b>	<b>1,855</b>	<b>42,853,915</b>	<b>-0.1</b>	<b>-3.9</b>	<b>1,882</b>	<b>42,897,890</b>	<b>1.5</b>	<b>0.1</b>

**Graph 2a: Number of Greek Merchant ships of 100 GRT and over, by types of ships, September 2017 – 2019**



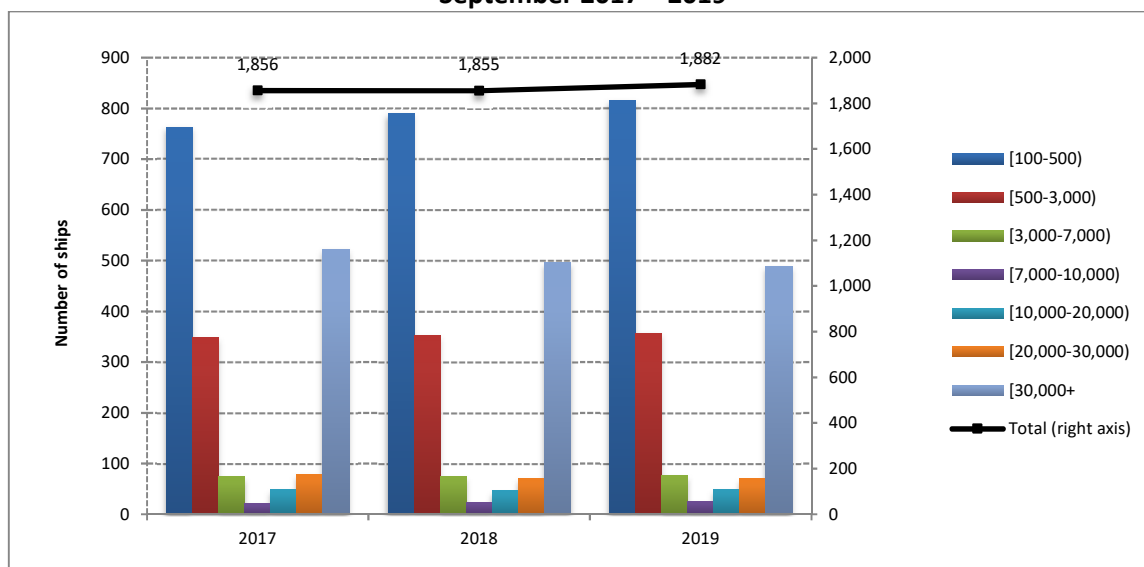
**Graph 2b: Tonnage of Greek Merchant Ships of 100 GRT and over, by types of ships, September 2017 – 2019**



**Table 2. Distribution of the Greek Merchant ships of 100 GRT and over, by tonnage groups, September 2017 – 2019**

September										
	2017		2018		Change % 2018/2017		2019		Change % 2019/2018	
Tonnage Groups	Number of Ships	Tonnage (GRT)	Number of Ships	Tonnage (GRT)	Number of Ships	Tonnage (GRT)	Number of Ships	Tonnage (GRT)	Number of Ships	Tonnage (GRT)
[100-500)	763	193,870	790	197,097	3.5	1.7	815	201,341	3.2	2.2
[500-3,000)	348	430,675	353	435,545	1.4	1.1	357	438,507	1.1	0.7
[3,000-7,000)	74	325,872	75	333,383	1.4	2.3	77	344,030	2.7	3.2
[7,000-10,000)	21	178,711	24	204,176	14.3	14.2	25	211,833	4.2	3.8
[10,000-20,000)	49	725,149	46	674,985	-6.1	-6.9	49	717,534	6.5	6.3
[20,000-30,000)	79	2,103,072	71	1,869,425	-10.1	-11.1	70	1,852,792	-1.4	-0.9
[30,000+	522	40,613,768	496	39,139,304	-5.0	-3.6	489	39,131,853	-1.4	0.0
<b>Total:</b>	<b>1,856</b>	<b>44,571,117</b>	<b>1,855</b>	<b>42,853,915</b>	<b>-0.1</b>	<b>-3.9</b>	<b>1,882</b>	<b>42,897,890</b>	<b>1.5</b>	<b>0.1</b>

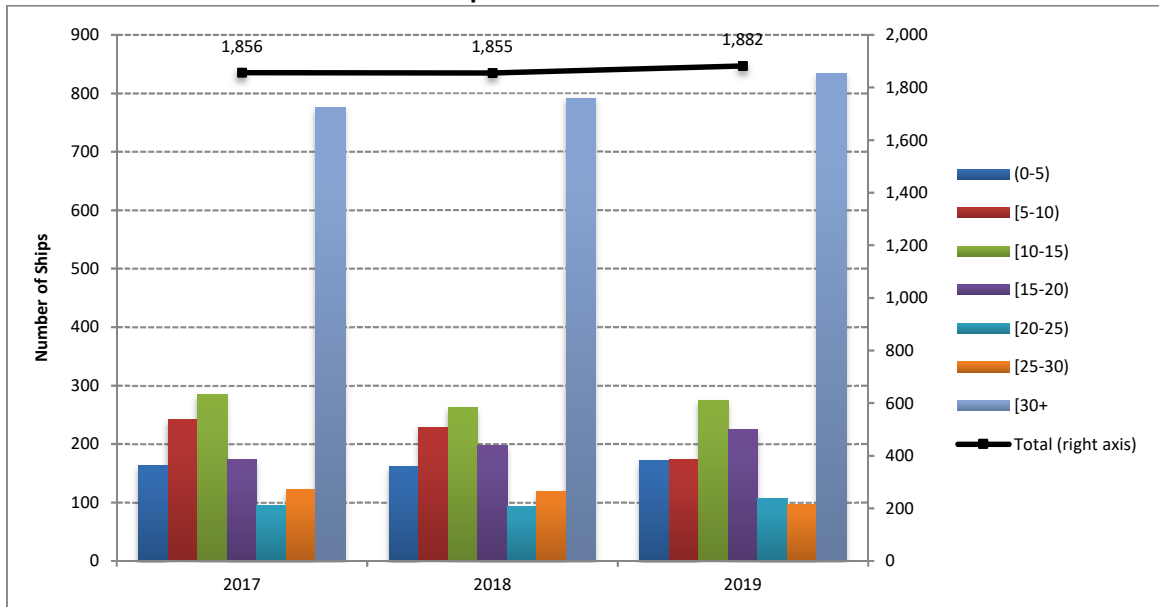
**Graph 3: Distribution of Greek Merchant ships of 100 GRT and over, by tonnage groups, September 2017 – 2019**



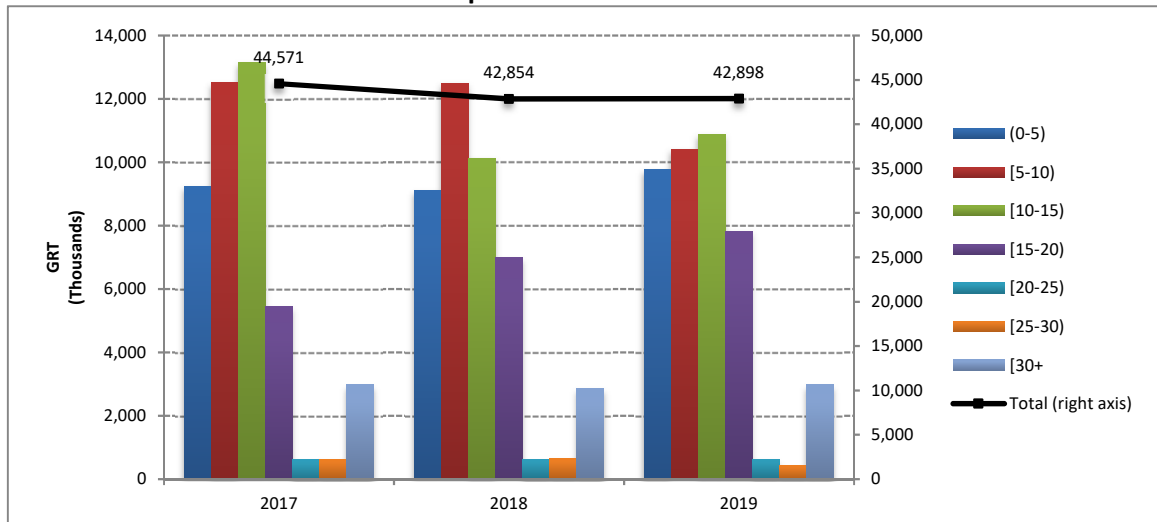
**Table 3. Distribution of Greek Merchant ships of 100 GRT and over, by age groups, September 2017 – 2019**

September										
Age Groups	2017		2018		Change % 2018/2017		2019		Change % 2019/2018	
	Number of Ships	Tonnage (GRT)	Number of Ships	Tonnage (GRT)	Number of Ships	Tonnage (GRT)	Number of Ships	Tonnage (GRT)	Number of Ships	Tonnage (GRT)
(0-5)	163	9,250,601	162	9,109,076	-0.6	-1.5	172	9,764,908	6.2	7.2
[5-10)	242	12,511,257	229	12,493,887	-5.4	-0.1	173	10,413,825	-24.5	-16.6
[10-15)	284	13,142,956	263	10,123,822	-7.4	-23.0	275	10,874,038	4.6	7.4
[15-20)	174	5,445,170	197	6,982,571	13.2	28.2	225	7,824,293	14.2	12.1
[20-25)	95	607,507	93	619,069	-2.1	1.9	107	623,963	15.1	0.8
[25-30)	122	635,173	119	657,441	-2.5	3.5	96	425,851	-19.3	-35.2
[30+)	776	2,978,453	792	2,868,049	2.1	-3.7	834	2,971,012	5.3	3.6
<b>Total:</b>	<b>1,856</b>	<b>44,571,117</b>	<b>1,855</b>	<b>42,853,915</b>	<b>-0.1</b>	<b>-3.9</b>	<b>1,882</b>	<b>42,897,890</b>	<b>1.5</b>	<b>0.1</b>

**Graph 4a: Distribution of Greek Merchant ships 100 GRT and over, by age groups, September 2017 – 2019**



**Graph 4b: Tonnage of Greek Merchant ships of 100 GRT and over, by age groups, September 2017 – 2019**



## METHODOLOGICAL NOTES

<b>Greek Merchant Fleet Survey</b>	The Survey on the Greek Merchant Fleet is conducted on a monthly basis since 1964 without any major methodological changes ever since. The purpose of the survey is to fully record statistical data on the number and basic characteristics of the Greek merchant ships, thus depicting the evolution over the course of time of the Greek merchant fleet.
<b>Legal Framework</b>	The survey is conducted in compliance with the joint Ministerial Decision (No 6792/G-81/11-4-97), signed by the Minister of National Economy and the Minister of Mercantile Marine.
<b>Reference Period</b>	The results of the survey refer to the end of September 2019.
<b>Coverage</b>	The survey covers all domestic Port Authorities, as well as Greek Consular Port Authorities abroad, which keep ship registers. These Authorities have to send a report on a monthly basis to the Hellenic Statistical Authority (ELSTAT), pertaining to the changes in the Greek merchant ships registered in their ship registers.
<b>Definitions</b>	<p><b>Merchant ship:</b> Seagoing self-propelled vessel, at least of 10 GRT, designed for the carriage of goods, transport of passengers, for fishing, towing or specially fitted out for other commercial maritime activities.</p> <p><b>Greek merchant fleet:</b> The total number of the merchant ships registered in Greece, which belong to natural or legal persons residing on the Greek territory. The Greek flag carried by these ships means that all their maritime activities (subsidies for ship building, cargo limitations and other tax provisions) are governed by commercial and economic rules which are laid down by the respective Greek authorities.</p> <p><b>Gross Register Tonnage (GRT):</b> Refers to the spaces within the hull and of the enclosed spaces above the deck which are available for carrying goods, food, passengers and crew. GRT is equal to the volume of 100 cubic feet or 2.83 m<sup>3</sup>.</p> <p><b>Net Register Tonnage (NRT):</b> It is derived from the gross tonnage by deducting allowances in respect of spaces used for the crew, navigating and propelling machinery, fuel and water ballasts, and other spaces not used for passengers or cargo.</p> <p><b>Age of ship:</b> indicated by the year of original construction of the hull or that of the hull containing the engine room.</p>
<b>Methodology</b>	<p>It is an exhaustive survey conducted by all domestic Port Authorities and Greek Consular Port Authorities abroad, which report to ELSTAT, on a monthly basis, on changes in the ships pertaining to: a) new registrations of ships in the ship registers, b) change in the name of a ship, c) change of ownership, d) transfers to or from a different port, e) deletion of a ship from a ship's register, f) final measurement – remeasurement of ships, g) replacement of the ship's engine.</p> <p>All these data, after being dully processed, are used to update, through a specially designed software application, the Official Register of Greek Merchant Ships. This Register is used for the production of monthly and annual statistical results.</p>
<b>References</b>	Further information (tables, charts) concerning the Survey on the Greek Merchant Fleet can be found on the webpage of ELSTAT ( <a href="http://www.statistics.gr">www.statistics.gr</a> ), under the link: <Statistics> Industry, Trade, Services, Transport > Transport >Shipping > Greek Merchant Fleet of 100 GRT and over.