



## PRESS RELEASE

### ISSUING OF MOTOR VEHICLE LICENSES: OCTOBER 2019

The Hellenic Statistical Authority announces that in October 2019, 15,996 road motor cars (both new and used from abroad) were put into circulation for the first time, recording a 5.3% increase compared with the corresponding month of 2018 when the number of road motor cars was 15,187. In October 2018, a 19.2% increase had been observed in comparison with the corresponding month of 2017 (Table 1, Graphs 1,2,3,5). A total number of 7,925 new cars were put into circulation in October 2019 compared with 7,754 in October 2018, recording a 2.2% increase.

The new motorcycles over 50cc (both new and used from abroad) that were put into circulation for the first time in October 2019 amounted to 3,525, against 2,786 in 2018, thus recording a 26.5% increase. In October 2018, a 18.3% increase had been observed in comparison with the corresponding month of 2017 (Table 1, Graph 4). Out of the above motorcycles 3,239 were new, while the corresponding figure in October 2018 was 2,499, recording a 29.6% increase.

During the period January - October 2019, 188,372 road motor cars (both new and used from abroad) were put into circulation for the first time, representing an increase of 12.2% compared to the corresponding period of 2018 when the number of road motor cars was 167,931. During the period January - October 2018 an increase of 24.7% had been observed in comparison with the corresponding period of 2017 (Table 3, Graphs 6,7). Out of the above number of road motor cars that were put into circulation, from January to October 2019, 107,200 were new, while the corresponding number during the respective period of 2018 was 97,254, recording an increase of 10.2%.

During the period January - October 2019 the circulation of new motorcycles over 50cc (both new and used from abroad) amounted to 37,872 against 33,404 in 2018, thus representing a 13.4% increase. An increase of 21.6% had been observed during the period January - October 2018 in comparison with the corresponding period of 2017 (Table 3, Graphs 6,7). A total number of 34,590 new motorcycles were put into circulation, from January to October 2019, compared with 30,296 during the corresponding period of 2018, recording a 14.2% increase.

*Information on methodological issues:*

*Sectoral Statistics Division*

*Transport Statistics Section*

Pota Tzortzi, Konstantinos Menexes

Tel: +30 213 135 2187, +30 213 135 3055

Fax: +30 213 135 2757

e-mail: p.tzortzi@statistics.gr, k.menexes@statistics.gr

Information for data provision:

Tel: +30 213 135 2022

e-mail: data.dissem@statistics.gr

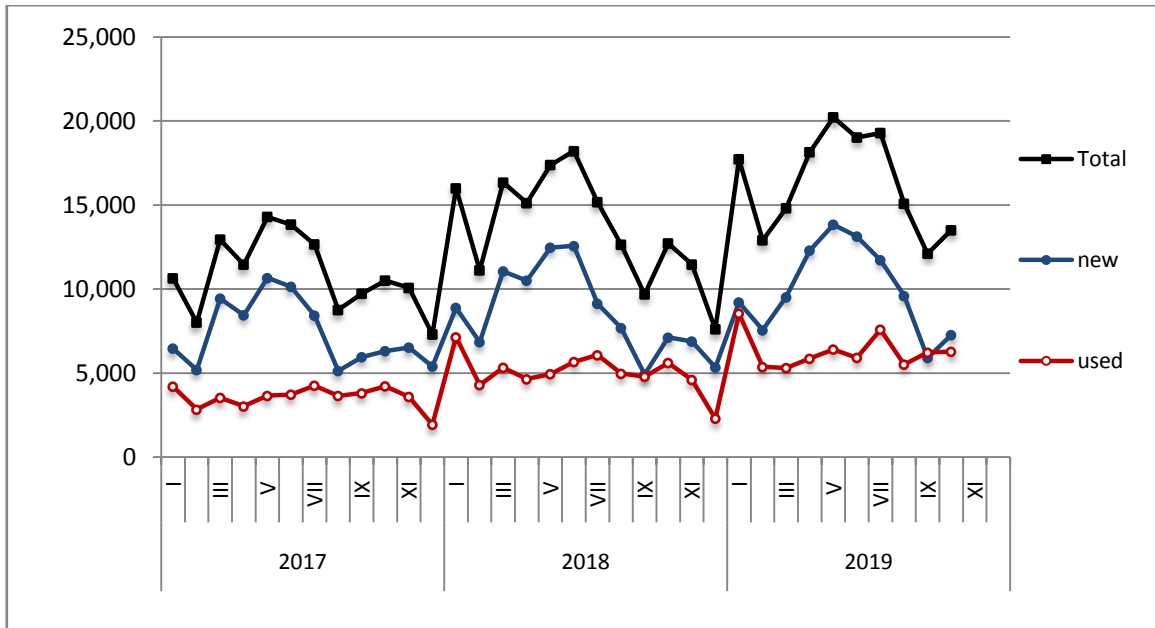
**Table 1. Road motor vehicles, both new and used, put into circulation for the first time in Greece: October 2017 - 2019**

Category of Road Motor Vehicles	October									Change (%)					
	2017			2018			2019			2018/2017			2019/2018		
	Total	New	Used	Total	New	Used	Total	New	Used	Total	New	Used	Total	New	Used
<b>Greece, total</b>															
Road Motor Vehicles,total	15,093	8,978	6,115	17,973	10,253	7,720	19,521	11,164	8,357	19.1%	14.2%	26.2%	8.6%	8.9%	8.3%
1. Road motor cars	12,737	6,890	5,847	15,187	7,754	7,433	15,996	7,925	8,071	19.2%	12.5%	27.1%	5.3%	2.2%	8.6%
Passenger Cars	10,505	6,304	4,201	12,712	7,115	5,597	13,509	7,250	6,259	21.0%	12.9%	33.2%	6.3%	1.9%	11.8%
Buses	70	12	58	85	11	74	122	41	81	21.4%	-8.3%	27.6%	43.5%	272.7%	9.5%
Lorries	2,162	574	1,588	2,390	628	1,762	2,365	634	1,731	10.5%	9.4%	11.0%	-1.0%	1.0%	-1.8%
2. Motorcycles > 50 cc	2,356	2,088	268	2,786	2,499	287	3,525	3,239	286	18.3%	19.7%	7.1%	26.5%	29.6%	-0.3%
<b>Prefecture of Attica</b>															
Road Motor Vehicles,total	7,670	5,618	2,052	8,990	6,283	2,707	9,534	6,726	2,808	17.2%	11.8%	31.9%	6.1%	7.1%	3.7%
1. Road motor cars	6,490	4,481	2,009	7,605	4,949	2,656	7,680	4,945	2,735	17.2%	10.4%	32.2%	1.0%	-0.1%	3.0%
Passenger Cars	5,851	4,195	1,656	6,882	4,678	2,204	6,899	4,610	2,289	17.6%	11.5%	33.1%	0.2%	-1.5%	3.9%
Buses	29	7	22	33	2	31	60	27	33	13.8%	-71.4%	40.9%	81.8%	1250.0%	6.5%
Lorries	610	279	331	690	269	421	721	308	413	13.1%	-3.6%	27.2%	4.5%	14.5%	-1.9%
2. Motorcycles > 50 cc	1,180	1,137	43	1,385	1,334	51	1,854	1,781	73	17.4%	17.3%	18.6%	33.9%	33.5%	43.1%

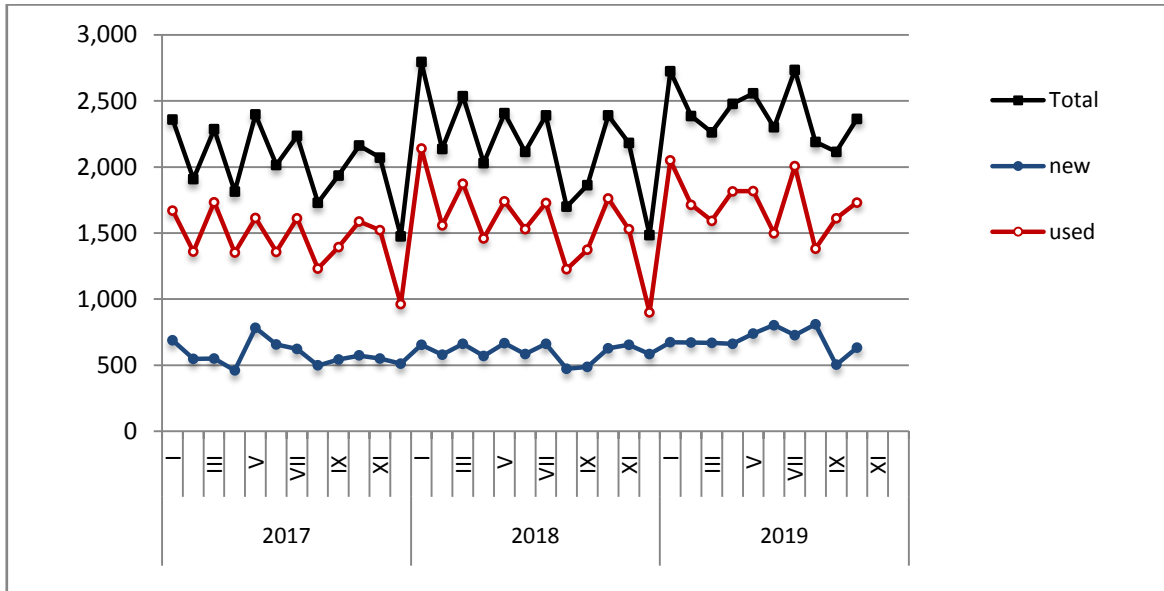
**Table 2. Road motor vehicles, both new and used, put into circulation for the first time in Greece: November 2017 - October 2019**

Category of Road Motor Vehicles	Average Nov. 2017 - Oct. 2018			Average Nov. 2018 - Oct. 2019			Change (%)		
							Average Nov. 2018 - Oct. 2019 / Average Nov. 2017 - Oct. 2018		
	Total	New	Used	Total	New	Used	Total	New	Used
<b>Greece, total</b>									
Road Motor Vehicles,total	18,881	12,038	6,843	21,047	13,199	7,848	11.5%	9.6%	14.7%
1. Road motor cars	15,748	9,185	6,563	17,607	10,059	7,548	11.8%	9.5%	15.0%
Passenger Cars	13,483	8,583	4,900	15,160	9,349	5,811	12.4%	8.9%	18.6%
Buses	106	16	90	132	32	100	24.5%	100.0%	11.1%
Lorries	2,159	586	1,573	2,315	678	1,637	7.2%	15.7%	4.1%
2. Motorcycles > 50 cc	3,133	2,853	280	3,440	3,140	300	9.8%	10.1%	7.1%

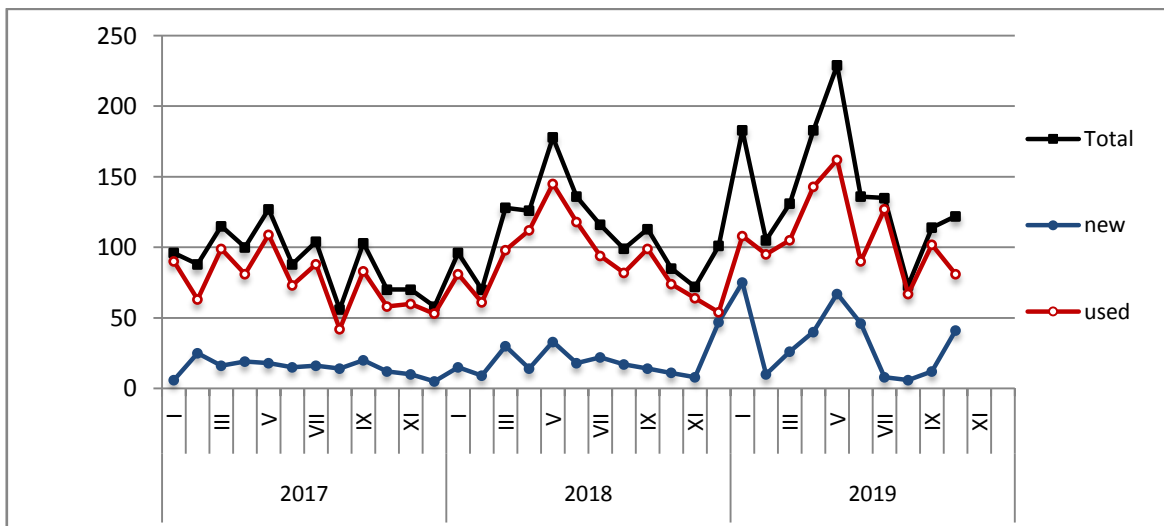
**Graph 1: Passenger Cars (January 2017 - October 2019)**



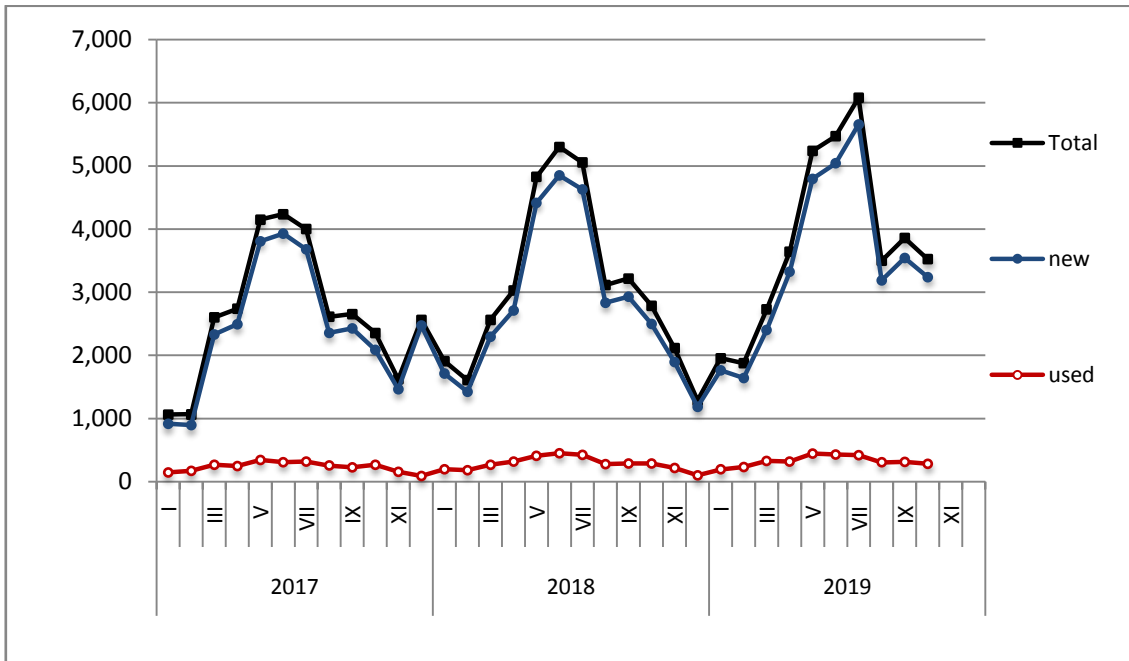
**Graph 2: Lorries ( January 2017 - October 2019)**



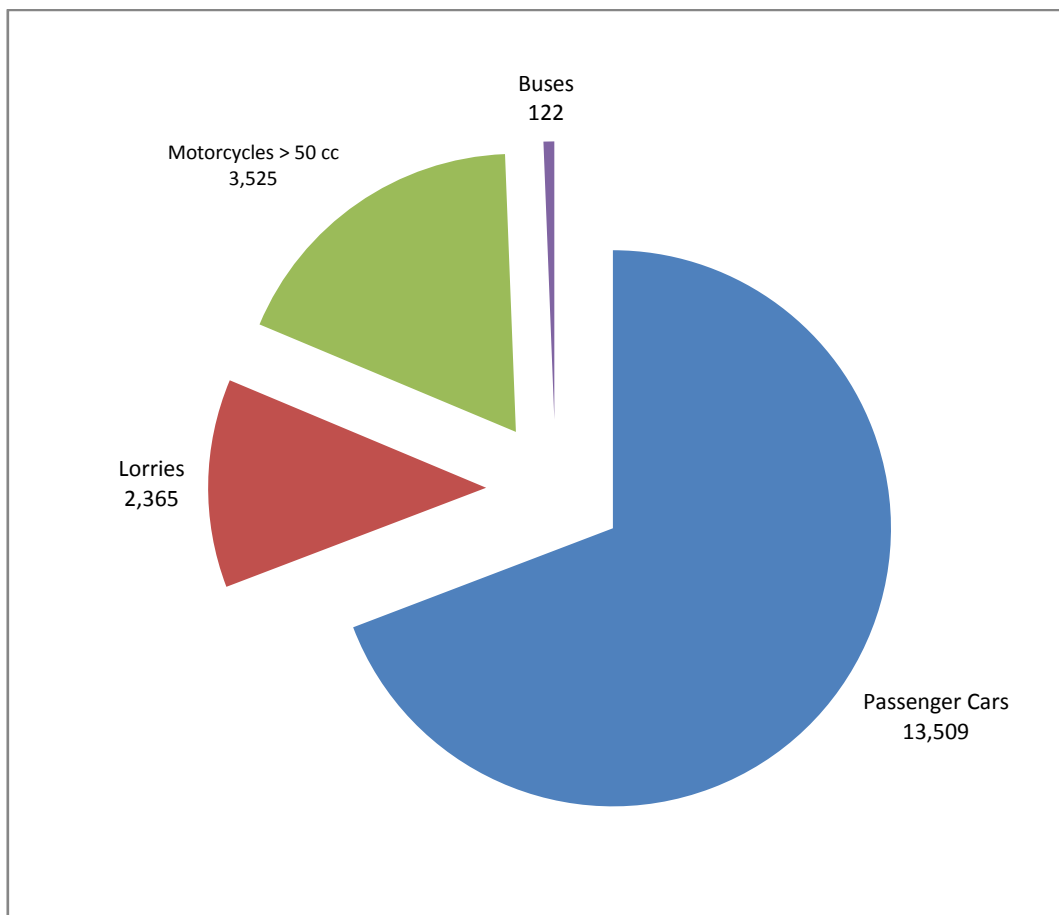
**Graph 3: Buses (January 2017 - October 2019)**



**Graph 4: Motorcycles (January 2017 - October 2019)**



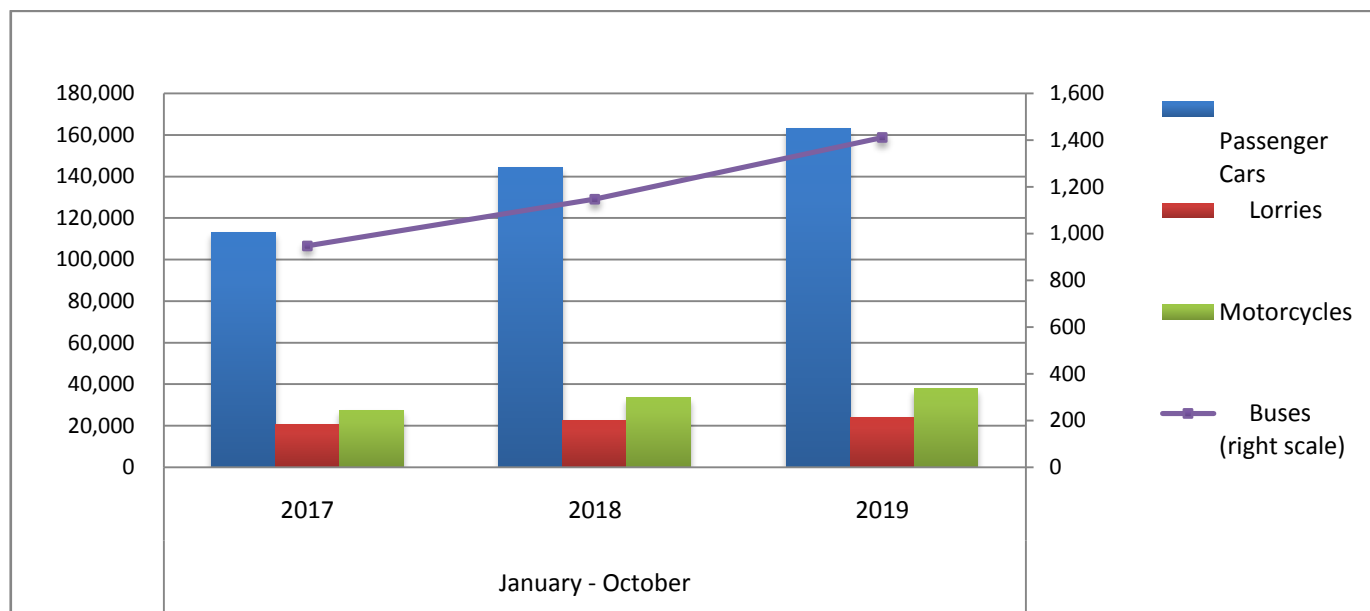
**Graph 5: New Registrations of Motor Vehicles (October 2019)**



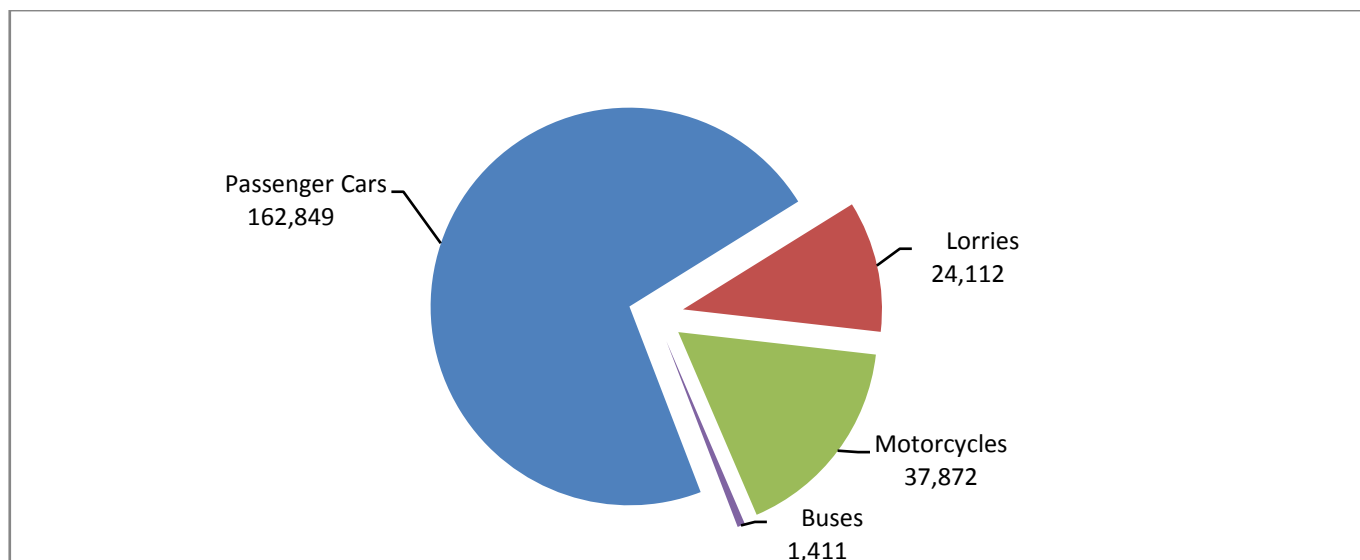
**Table 3. Road motor vehicles, both new and used, put into circulation for the first time in Greece: January - October, years 2017 till 2019**

Category of Road Motor Vehicles	January - October									Change (%)					
	2017			2018			2019			2018/2017			2019/2018		
	Total	New	Used	Total	New	Used	Total	New	Used	Total	New	Used	Total	New	Used
<b>Greece, total</b>															
Road Motor Vehicles, total	162,119	107,113	55,006	201,335	127,550	73,785	226,244	141,790	84,454	24.2%	19.1%	34.1%	12.4%	11.2%	14.5%
1. Road motor cars	134,641	82,198	52,443	167,931	97,254	70,677	188,372	107,200	81,172	24.7%	18.3%	34.8%	12.2%	10.2%	14.8%
Passenger Cars	112,850	76,105	36,745	144,424	91,101	53,323	162,849	99,974	62,875	28.0%	19.7%	45.1%	12.8%	9.7%	17.9%
Buses	947	161	786	1,147	183	964	1,411	331	1,080	21.1%	13.7%	22.6%	23.0%	80.9%	12.0%
Lorries	20,844	5,932	14,912	22,360	5,970	16,390	24,112	6,895	17,217	7.3%	0.6%	9.9%	7.8%	15.5%	5.0%
2. Motorcycles > 50 cc	27,478	24,915	2,563	33,404	30,296	3,108	37,872	34,590	3,282	21.6%	21.6%	21.3%	13.4%	14.2%	5.6%
<b>Prefecture of Attica</b>															
Road Motor Vehicles, total	81,891	65,178	16,713	101,309	77,276	24,033	113,245	86,146	27,099	23.7%	18.6%	43.8%	11.8%	11.5%	12.8%
1. Road motor cars	70,700	54,323	16,377	87,341	63,812	23,529	96,586	70,157	26,429	23.5%	17.5%	43.7%	10.6%	9.9%	12.3%
Passenger Cars	64,244	51,022	13,222	80,537	60,777	19,760	88,703	66,452	22,251	25.4%	19.1%	49.4%	10.1%	9.3%	12.6%
Buses	347	86	261	448	71	377	523	162	361	29.1%	-17.4%	44.4%	16.7%	128.2%	-4.2%
Lorries	6,109	3,215	2,894	6,356	2,964	3,392	7,360	3,543	3,817	4.0%	-7.8%	17.2%	15.8%	19.5%	12.5%
2. Motorcycles > 50 cc	11,191	10,855	336	13,968	13,464	504	16,659	15,989	670	24.8%	24.0%	50.0%	19.3%	18.8%	32.9%

**Graph 6. New Motor Vehicles Circulation Licenses: January – October, years 2017 till 2019**



**Graph 7. New Registrations of Motor Vehicles: January - October 2019**



**Table 4**  
**Sales of new and used passenger cars by make: October 2019 and January - October 2019**

Make	Passenger cars			
	October		January - October	
	new	used	new	used
ALFA ROMEO	9	71	254	572
AUDI	121	29	3,648	426
AUSTIN	-	-	-	1
AUSTIN MORRIS	-	-	-	1
BEACH BAGGY	-	-	-	1
BENTLEY	-	-	-	2
BMW	303	58	2,729	588
BORGWARD	-	-	-	1
BURSTNER	-	-	-	1
C.I./ROLLERTEAM	-	-	1	-
CADILLAC	-	-	-	1
CAPRON	-	-	-	1
CHEVROLET	-	99	-	1,102
CHEVROLET, BUICK , PONTIAC, SUZUKI, DAEWOO, HOLTEN, GMC	-	-	-	2
CHEVROLET, GMC, HOLDEN, DAEWOO	-	1	-	1
CHRYSLER	-	-	-	10
CITROEN	199	227	4,497	2,495
CITROEN / DS	285	-	1,446	4
CITROEN, PEUGEOT	-	-	47	-
DACIA	108	37	1,503	251
DAEWOO	-	1	-	5
DAEWOO , GM DAEWOO , CHEVROLET, CHEVROLET DAEWOO	-	3	-	3
DAIHATSU	-	57	-	672
DETHLEFFS	-	3	-	50
DODGE	-	-	-	4
DR MOTOR	-	-	-	2
DS	19	1	177	5
DUCATO <sup>1</sup>	-	-	1	-
DUTTON	-	-	-	1
FERRARI	-	-	-	7
FIAT	216	448	6,801	4,599
FORD	267	463	3,221	4,156
GENERAL MOTORS	-	-	-	2
GONOW	-	-	-	1
H.J.BIEBER	-	-	-	1
HOBBY TOYOTA	-	-	-	1
HONDA	45	140	543	1,376
HYMER AG	-	-	-	2
HYUNDAI	529	290	7,226	2,840
INFINITI	-	-	-	1
INNOCENTI	-	-	-	1
ISO RIVOLTA	-	-	-	1
ISUZU	-	-	-	1
JAGUAR	2	1	115	32
JEEP	71	10	493	63
KEWET	-	-	-	1

**Table 4 (cont)**  
**Sales of new and used passenger cars by make: October 2019 and January - October 2019**

Make	Passenger cars			
	October		January - October	
	new	used	new	used
KIA	236	95	2,744	983
LADA	-	-	-	5
LAGERMAX AUTOTRANSPORT	-	-	3	-
LAMBORGHINI	-	-	-	1
LANCIA	-	33	-	419
LAND ROVER	37	15	272	153
LES DAUPHINS	-	-	-	2
LEXUS	5	10	77	40
LOTUS	-	-	-	3
MAHINDRA	-	-	-	1
MASERATI	-	-	1	4
MAZDA	24	64	150	523
MCLAREN	-	-	-	1
MERCEDES	382	167	3,710	2,026
MERCEDES <sup>1</sup>	1	-	8	-
MG	-	1	-	5
MG ROVER	-	-	-	2
MINI	143	40	1,415	473
MINI MAFER	-	-	-	1
MITSUBISHI	43	95	455	973
MORETTI	-	-	-	1
MORGAN	-	-	-	1
MORRIS	-	-	-	3
NISSAN	438	346	5,689	3,768
NISSAN <sup>1</sup>	-	-	2	-
OPEL	431	703	6,839	7,214
PEUGEOT	513	199	8,880	2,097
PEUGEOT <sup>2</sup>	2	-	8	-
PEUGEOT, CITROEN	-	-	14	-
PORSCHE	15	4	81	90
RANGE ROVER	-	-	-	1
RENAULT	148	252	3,618	2,601
RIMOR	-	-	-	1
RIMOR, XGO, BLUCAMP, KENTUCKY CAMP, AHORN	-	-	1	1
ROLLS ROYCE	-	-	-	4
ROVER	-	-	-	3
SAAB	-	1	-	15
SEA / MOBILVETT	-	-	-	10
SEAT	188	43	2,783	512
SKODA	230	120	3,206	981
SMART	76	265	442	2,580
SSANGYONG	-	-	14	3
SUBARU	2	5	49	65
SUZUKI	254	237	6,093	2,372
TESLA MOTORS	2	1	2	5
TOYOTA	987	1,377	10,982	13,051
TRIUMPH	-	-	-	5

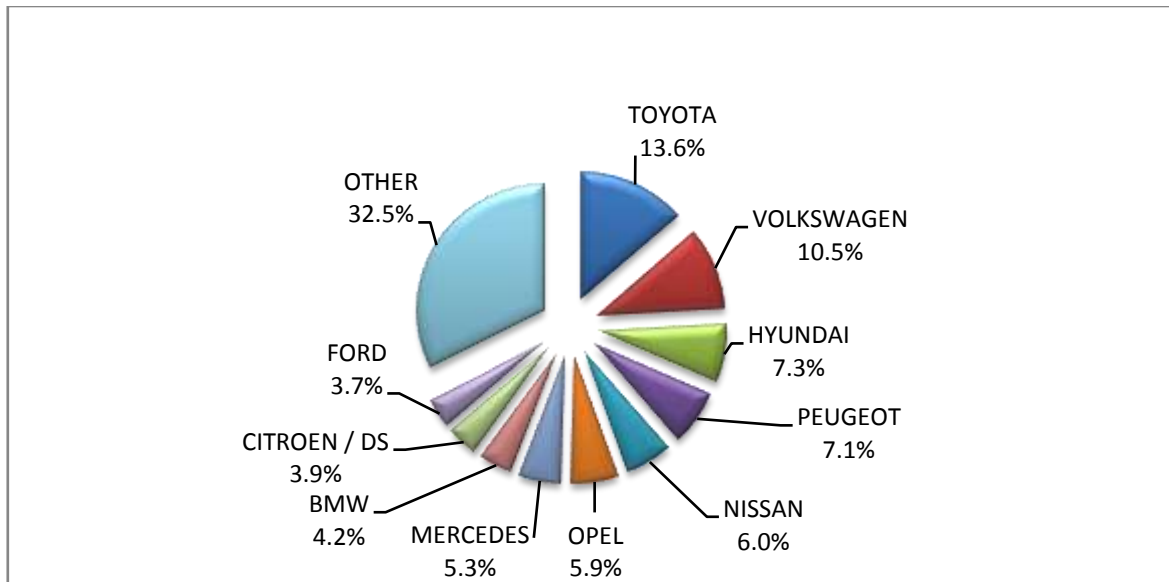
**Table 4 (cont)**  
**Sales of new and used passenger cars by make: October 2019 and January - October 2019**

Make	Passenger cars			
	October		January - October	
	new	used	new	used
VOLKSWAGEN	761	237	8,254	2,483
VOLKSWAGEN <sup>1</sup>	-	-	2	-
VOLVO	158	10	1,478	104
WARTBURG	-	-	-	1
WILLYS	-	-	-	1
<b>TOTAL</b>	<b>7,250</b>	<b>6,259</b>	<b>99,974</b>	<b>62,875</b>

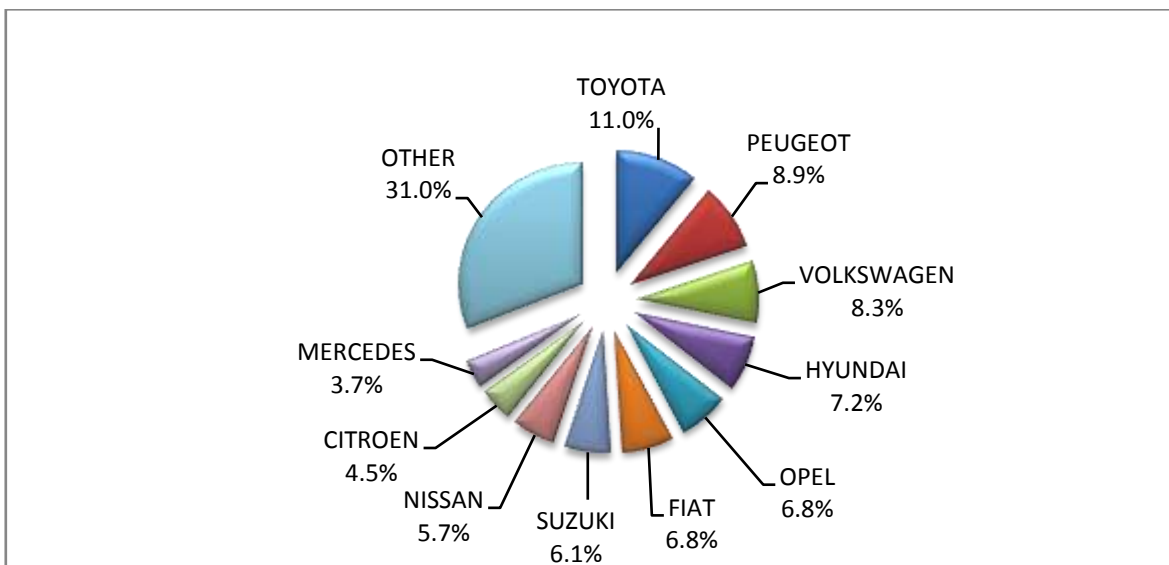
1 : With 2nd/3rd stage manufacturer in Greece.

2 : With 2nd/3rd stage manufacturer abroad.

**Graph 8. Sales of new passenger cars by make ( October 2019)**



**Graph 9. Sales of new passenger cars by make (January - October 2019)**





**Table 5**  
**Sales of new and used lorries by make: October 2019 and January - October 2019**

Make	Lorries			
	October		January - October	
	new	used	new	used
ALKE	-	-	3	-
ASTRA	-	-	-	1
AUDI	-	-	-	1
BMW	-	-	-	4
CHEVROLET	-	-	-	4
CHRYSLER	-	-	-	5
CITROEN	35	55	311	578
DACIA	2	3	141	35
DAF	-	38	8	322
DAF <sup>1</sup>	-	-	24	-
DAIHATSU	-	1	-	3
DENNIS EAGLE	-	-	-	2
DODGE	-	-	-	1
ELVO (STEYER)	-	-	-	1
FIAT	86	227	1,181	2,107
FIAT-IVECO	-	4	-	63
FORD	134	200	1,027	1,944
FORD <sup>1</sup>	-	-	15	1
GENERAL MOTORS	-	-	-	1
GINAF	-	-	-	1
GOUPIL, MEGA, POLARIS, GEM	-	-	4	-
GREAT WALL MOTOR	-	-	-	3
HEPHAESTUS STEFANOS	-	-	-	2
HYUNDAI	-	6	-	71
ISUZU	5	30	210	234
ISUZU <sup>1</sup>	1	-	2	-
IVECO	1	25	14	292
IVECO <sup>1</sup>	-	-	9	-
IVECO <sup>2</sup>	-	-	5	-
IVECO MAGIRUS	-	1	-	22
JEEP	-	-	-	2
KASSBOHRER	-	-	1	-
KIA	-	-	-	6
LAND ROVER	-	2	1	24
MAN	-	37	12	594
MAN <sup>1</sup>	4	-	42	-
MAZDA	-	31	1	271
MERCEDES	26	349	330	3,796
MERCEDES <sup>1</sup>	6	0	193	8
MERCEDES <sup>2</sup>	-	1	2	1
MINI	-	-	-	1
MITSUBISHI	28	76	275	609
MITSUBISHI <sup>1</sup>	1	-	19	-
MULTICAR	-	-	-	1

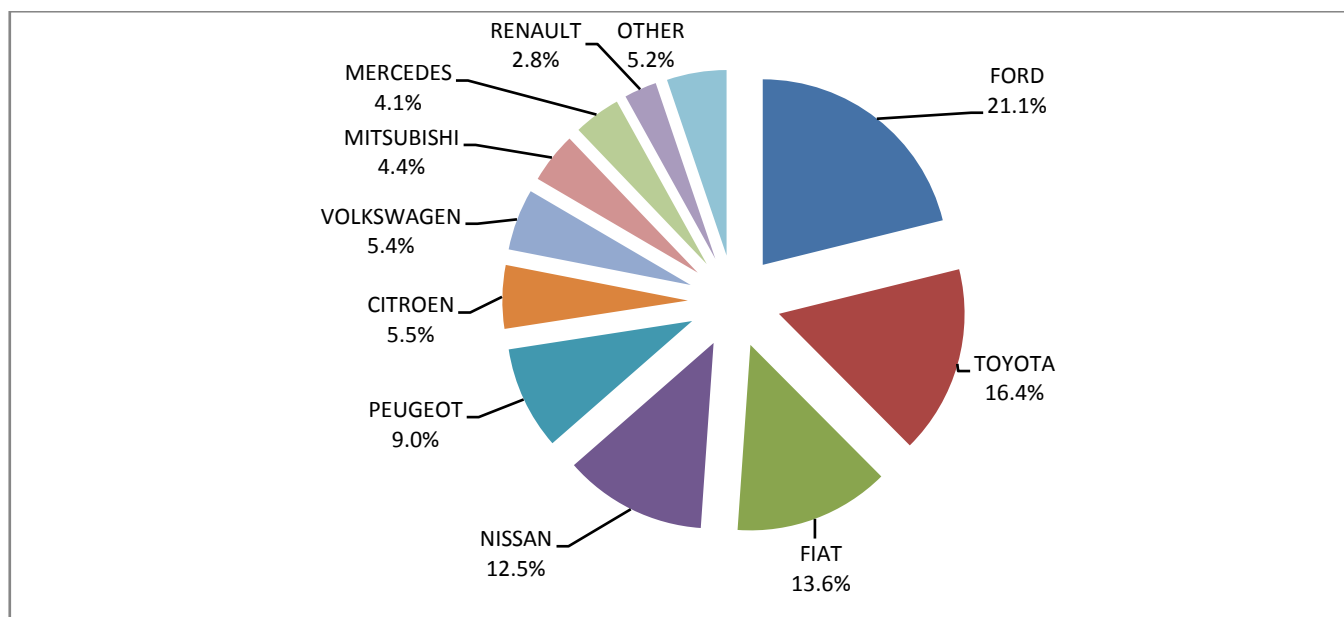
**Table 5 (cont)**  
**Sales of new and used lorries by make: October 2019 and January - October 2019**

Make	Lorries			
	October		January - October	
	new	used	new	used
NISSAN	79	112	569	1,081
NISSAN <sup>1</sup>	-	-	3	-
OPEL	9	87	167	714
PEUGEOT	57	54	704	488
PEUGEOT, CITROEN	-	-	1	-
PFAU	-	1	-	4
PIAGGIO	4	5	47	30
PIAGGIO <sup>1</sup>	-	-	3	-
PORSCHE	-	1	-	1
RENAULT	18	88	186	942
ROSSI, OLEODINA	-	-	2	-
SAVIEM	-	-	-	1
SCAM SRL	-	1	-	1
SCANIA	-	46	14	430
SCANIA <sup>1</sup>	-	-	4	-
SCATTOLINI, NISSAN	-	-	-	1
SCODA	-	-	-	1
SEAT	-	2	-	10
SKODA	-	3	-	46
SSANGYONG	-	-	1	6
STEYER	-	-	-	2
SUZUKI	-	-	-	5
TATA	-	1	-	2
TERBERG	-	-	-	1
TOYOTA	104	65	993	663
TRASFORM-CAR S.N.C	-	-	1	-
UAZ	-	-	-	1
VOLKSWAGEN	34	99	340	950
VOLKSWAGEN <sup>1</sup>	-	-	1	-
VOLVO	-	80	16	823
VOLVO <sup>1</sup>	-	-	13	2
WILLYS	-	-	-	1
<b>TOTAL</b>	<b>634</b>	<b>1,731</b>	<b>6,895</b>	<b>17,217</b>

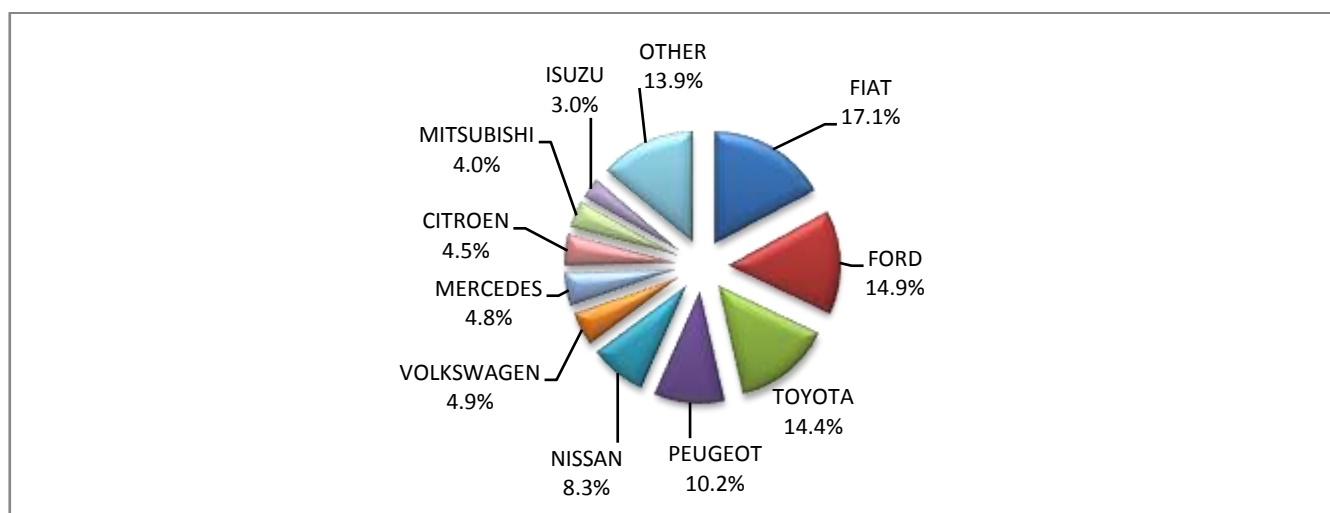
**1 : With 2nd/3rd stage manufacturer in Greece.**

**2 : With 2nd/3rd stage manufacturer abroad.**

**Graph 10. Sales of new lorries by make (October 2019)**



**Graph 11. Sales of new lorries by make (January - October 2019)**



**Table 6  
Sales of new and used buses by make: October 2019 and January - October 2019**

Make	Buses			
	October		January - October	
	new	used	new	used
BMC	-	-	-	1
BOVA	-	10	-	90
CITROEN	-	-	-	1
DAF	-	2	-	6
EVOBUS	-	-	-	9
FIAT	-	2	1	8
FIAT <sup>2</sup>	-	-	12	-
FIAT IVECO	-	-	-	4

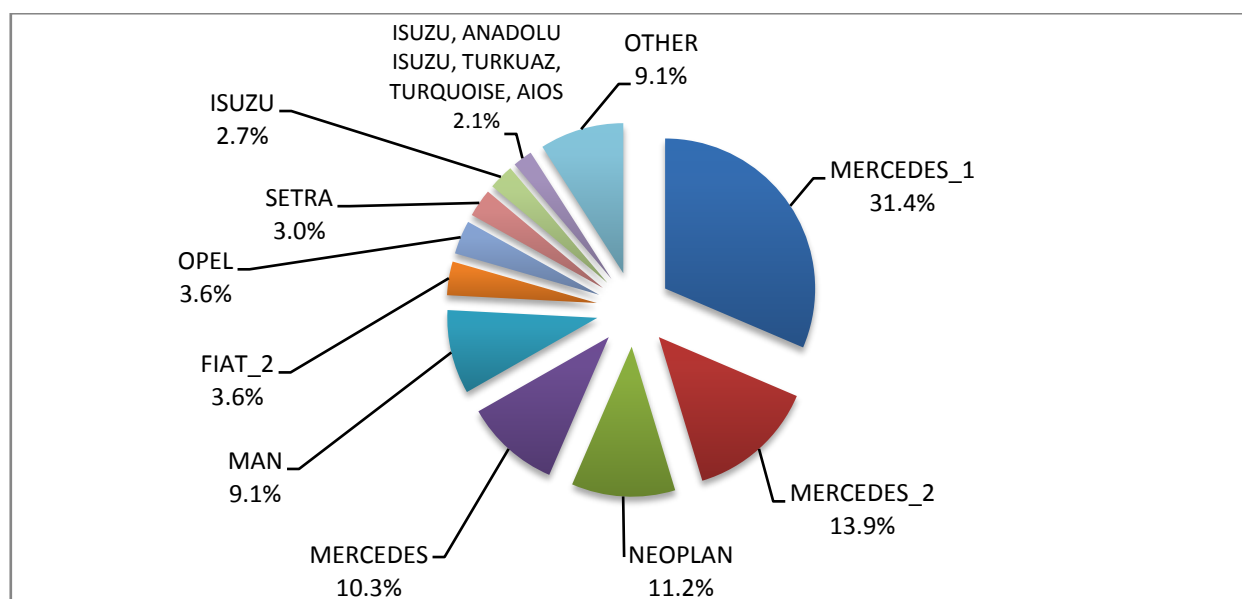
**Table 6 (cont)**  
**Sales of new and used buses by make: October 2019 and January - October 2019**

Make	Buses			
	October		January - October	
	new	used	new	used
FORD	3	1	5	21
GULERYUZ	-	-	-	1
HYUNDAI	-	-	-	1
IRISBUS	-	-	-	2
IRIZAR	-	-	3	-
ISUZU	-	-	9	3
ISUZU, ANADOLU ISUZU, AIOS, AOS, TURKUAZ, TURQUOISE, GLOBUS	-	-	4	-
ISUZU, ANADOLU ISUZU, TURKUAZ, TURQUOISE, AIOS	-	-	7	-
IVECO	-	1	1	11
IVECO <sup>1</sup>	-	-	1	-
JONCKHEERE	-	-	-	1
MAN	-	4	30	86
MAN/NEOPLAN	1	-	1	7
MERCEDES	-	37	34	615
MERCEDES <sup>1</sup>	29	-	104	1
MERCEDES <sup>2</sup>	3	-	46	1
NEOPLAN	-	9	37	30
OPEL	-	-	12	-
OTOKAR	-	-	-	5
PACIFIC	-	-	-	1
RENAULT	-	-	-	3
SAAB	-	-	-	1
SCANIA	-	1	2	20
SCANIA <sup>2</sup>	2	1	6	1
SETRA	1	6	10	68
TEMSA	2	6	5	39
UNVI	-	-	-	1
VAN HOOL	-	-	1	4
VOLKSWAGEN	-	1	-	19
VOLVO	-	-	-	12
XIAMEN KING LONG	-	-	-	7
<b>TOTAL</b>	<b>41</b>	<b>81</b>	<b>331</b>	<b>1,080</b>

**1 : With 2nd/3rd stage manufacturer in Greece.**

**2 : With 2nd/3rd stage manufacturer abroad.**

**Graph 12. Sales of new buses by make (January - October 2019)**



**Table 7**

**Sales of new and used motorcycles by make or manufacturer: October and January - October 2019**

Make	Motorcycles			
	October		January - October	
	new	used	new	used
ACCESS	-	-	1	-
ADIVA	-	1	-	2
AEON MOTOR	-	-	2	1
AGUSTA MV	-	1	-	1
APRILIA	2	8	31	82
APRILIA, DERBI, GILERA di Piaggio & C. S.p.A.	-	-	3	-
ARIEL	-	-	-	1
AYO, HAOJIANG, ZHONGYU, THUMP, THUMPSTAR, KIDEN, ZONTES, Junak, SENKE, TANNY, TYAN, ROMET, ROMET MOTORS, ROUTER	1	-	10	-
BAJAJ	3	-	44	-
BAOTIAN	-	-	1	-
BASHAN	-	-	2	2
BASHAN, AMGroup, AMGroup Bike, DON, IRBIS, WORKER BEAR, Nomik ATV 2	-	-	28	-
BENELLI	18	-	284	3
BENZHOUE	-	-	-	3
BETA	6	-	36	2
BMW	73	13	663	135
BOMBARDIER RECREATIONAL PRODUCTS ING (BRP)	-	-	7	3
BRIXTON	21	-	69	-
C.P.I. MOTOR	-	-	-	1
CECTEK	-	-	1	-
CENNTRO, PLANTE	-	-	1	-
CFMOTO	3	-	149	3
CFMOTO, GOES	2	-	156	1
CHANGZHOU KWANG	-	-	-	1
CHONGQING LIFAN	-	-	-	1
CLUB CAR, LLC	-	-	-	4

Table 7 (cont)

## Sales of new and used motorcycles by make or manufacturer: October and January - October 2019

Make	Motorcycles			
	October		January - October	
	new	used	new	used
DAELIM	3	-	31	4
DAYANG, DAYTONA MOTORS, NIPPONIA, KUBA	75	-	559	2
DAYANG, DAYTONA MOTORS, NIPPONIA, SALCANO	243	2	2,693	10
DEZHOU FULU VEHICLE	-	-	1	-
DIVINESTAR&MOON, GSMOON, QSTRONG	-	-	-	1
DONGFANGLONG, DFLONG, MBMOTO	-	-	1	-
DUCATI	13	4	139	40
EAGLE	-	-	2	-
EVA, EMBUGGY, VINTAGE, EVANGEL	-	-	24	1
FANTIC MOTOR	1	-	5	-
FOSTI, PEDA MOTOR, SUMCO, ZNEN,BTC, BARTON MOTORS, COLIBRI, DIRECT BIKES, EUROCKA MOTORCYCL, ITALO, JUNAK, JM	-	-	-	1
GAS GAS	1	-	9	-
GILERA, PIAGGIO	-	-	-	13
GOUPIL	-	-	3	-
GUANGZHOU DAYANG MOTOCYCLE	-	-	-	1
HANWAY, MASAI, JUNAK, Motorini, STMAX, ROMET, CLS, ROMET MOTORS, GEMINI, RIVERO	1	-	3	-
HAOJIAN, ZONTES, TAYO, Sharpon, IFINO, KIDEN, ZHONGYU, CUBTOM, DIYUN, NAMIN,TIM DERVI, VUKA, THUMP, RIPPER	-	-	12	-
HARLEY DAVIDSON	4	7	85	76
HEINKEL AG	-	-	-	1
HER CHEE, ADLY MOTO, MOTO ROMA	-	-	1	-
HEROWAY	1	-	1	-
HESHAN, GOUJI, NANLIAN, MOTORCYCLE INDUSTRY, ORCAL, AJS, HERALD MOTOR COMPANY, MACBOR, MOTOB	1	-	5	-
HI-BIRD, KOAYENG, BELDERIA, OSMAN	-	-	-	1
HM	-	-	-	1
HONDA	303	54	3,486	619
HSUN, HISUN, APACHI, Mx, MASAI, HYTRACK, TRAPPER, PUMAREX, GEON, ASYAMOTOR, DAYTONA MOTORS, KRAL	2	1	206	1
HUONIAO, DH.HAOTIAN,MOTORINI, PEGASUS, MASH	-	-	2	-
HUSABERG	-	1	-	5
HUSQVARNA	4	-	28	1
HYOSUNG	-	-	1	1
HYOSUNG & S&T KANUNI	-	-	2	-
IANYING, TYM, XINBEN, TEYIN, RIYA, ONGYUNDA, SANBEN, ALFA, Senzo, La Souris, TCB, KENTOYA	4	-	24	-
INDIAN MOTORCYCLE	2	-	14	-
ISETTA	-	-	-	1
ITALCAR	1	-	3	-
JIAJUE, JOYRACE, MAXON, GINEVA MOTO, MONDIAL, UGUR, DERRACE, VIARELLI, Berini, MAGPOWER, ROMET MOTORS	2	-	5	-
JIALING, MOTORAN, TRAXX, SPADA, SKYWING, SPD, ASUS, RACING	1	-	1	-
JIANSHE, GEMINI	-	-	7	-
JIAYUAN	6	-	32	-
JINLANG, ZUNDAPP, XHODNA, APGmoto, COLIBRI, RAZORY, VIARELLI, SUMCO, FLEX TECH, IVA, TNT moto	1	-	9	-
JMSTAR, SHENKE, HUIBANG, JONWAY, MOTORAN, MINELLI, LAPO MOTORS	-	-	2	-
KAWASAKI	18	10	204	64
KEEWAY	-	-	1	-

Table 7 (cont)

Sales of new and used motorcycles by make or manufacturer: October and January - October 2019

Make	Motorcycles			
	October		January - October	
	new	used	new	used
KENOS	-	-	-	1
KLHMASAI	-	-	-	1
KREIDLER	-	1	-	1
KTM	36	1	276	35
KWANG YANG	-	-	-	15
KYMCO	174	37	2,153	424
LAMBRETTA	2	-	16	-
LAVERDA	-	-	-	2
LIFAN, SKYGO, HONLEI, BISAN-LIFAN, TRUVA, SALCANO, YUKI, RAMZEY, BRANSON, SUMCO, NEMO, XPLOER, LEVO, ACONDA	-	-	2	-
Lingzhida, LINZDA, LINDN, LINYI, LONGMAO, NLIGHT	-	-	2	-
LINHAI, KUBA, ONLINE, LHY	-	-	85	-
LINHAI, LHY, KUBA, HYTRACK	1	-	4	-
LINHAI, SINNIS	-	-	1	-
LML	-	-	-	2
LONCIN	-	-	-	2
LONGJIA, ITALJET, ORCAL, BEELINE, ROMET MOTORS, GEMINI, LEXMOTO, JAHANRO, VGA, DAYTONA MOTORS	5	-	39	1
LONGJIA, ORCAL, TNT MOTOR, BEELINE, VGA, ITALJET, GEMINI, lexmoto, Jahanro, italo, NECO	3	-	66	1
LVNENG	-	-	1	-
MALAGUTI	-	2	-	16
MBK	8	1	64	19
MELEX	-	-	1	-
MG MOTO	6	-	32	-
MGK HM	231	2	2,160	8
MINSK, ZONGSHEN, IRIBIS, MONDIAL, LEXMOTO, JUNAK, HONLEY, OVERBIKES	-	-	3	-
MODENAS	-	-	-	7
MONDIAL, PELPI INTERNATIONAL	1	-	10	-
MOTO GUZZI	4	-	45	2
MOTO S.P.A	1	-	4	-
MSTAR, JONWAY, SHENKE, HUIBAN	-	-	-	1
MV AGUSTA	-	-	4	1
NINGBO DONGFANG LINGYU	-	-	1	-
NIU, NUUV	1	-	23	-
PEUGEOT	4	1	158	22
PGO	-	-	2	-
PIAGGIO	583	32	6,011	446
PIONEER	-	-	-	1
POLARIS	1	-	97	4
QINGQI	1	-	5	-
QINGQI, CLEVELAND CYCLEWERKS ACE, CLEVELAND ACE, CLEVELAND CYCLEWERKS ACE DELUXE	-	-	9	-
QINGQI, PIONEER, i-moto, SUPERBYKE, KENROD, QLINK,YUKI, SACHS-Bikes, DAYTONA	-	-	2	-
QINGQI, YUKI, KARCHER, DAYTONA, SINNIS, KREIDLER	-	-	1	-
QJ, QJIANG, KEEWAY, LEONE, KUBA, RKS, BENELLI, VENGO	5	-	37	2
QJ, QJIANG, KEEWAY, LEONE, KUBA, RKS, TELL, EMPIRE KEEWAY, BENELLI, VENGO	8	-	137	1
QJ, QJIANG, KEEWAY, LEONE, RKS, BENELLI, EMPIRE KEEWAY, KUBA	35	-	393	3
QJ, QJIANG, KEEWAY, LEONE, tell, KUBA, RKS, BENELLI, VENGO	1	-	71	-

Table 7 (cont)

Sales of new and used motorcycles by make or manufacturer: October and January - October 2019

Make	Motorcycles			
	October		January - October	
	new	used	new	used
QSTRONG	-	-	-	1
QUADDY	-	-	1	-
QUADRO, QUADRO VEHICLES	-	-	7	3
RAGE	-	-	-	1
REGARD, GOES, HIGHROADER, VOCH, FRISIAN MOTORS	-	-	1	-
RELIANT	-	1	-	1
RENLI	-	-	2	-
REVA	-	-	-	1
ROYAL ENFIELD	3	1	18	3
Royalloy, Royal Alloy, RA, SCOMADI, VALENTINO, VALENTINO MOTORI	-	-	21	-
SACHS	-	1	-	1
SAN YANG	-	1	-	7
SANYANG	-	-	-	8
SCUTUM, ETRIX, SILENCE	-	-	1	-
SHANYANG, ATLAS PANTHER, YAMAZUKI MOTO, MOTOR KING, Hirlee, XB	5	-	38	1
SHARE'NGO, ZHIDOU	-	2	2	18
SHENGWO NEW ENERGY, YUKI	1	-	2	-
SHERCO	-	-	5	5
SHINERAY, MONDIAL, DAYTONA MOTORS, WK, ROMET MOTORS, MASH, M1NSK, WK BIKES	-	-	20	1
SKYTEAM, SACIN, METALCO, SOKUDO, BAZUKA, MINICO, MOTOS BORDOY, SUMCO, ROXON, CSR, MONKEY BIKES, FAZTEK	2	-	24	3
STMAX, KINGDAY	-	-	1	-
SUZUKI	41	10	365	192
SWM	2	-	4	-
SYM	772	13	7,925	152
TAYO, HAOJIANG, ZHONGYU, THUMP, THUMPSTAR, KIDEN, ZONTES, Junak, SENKE, TANNY, TYAN, ROMET, ROMET MOTORS, ROUTER	28	-	374	-
TAYO, HAOJIANG, ZHONGYU, THUMP, THUMPSTAR, KIDEN, ZONTES, Junak, SENKE, TANNY, TYAN, ROMET, ROMET MOTORS, ROUTER	2	-	28	-
TAYO, HAOJIANG, ZHONGYU, THUMP, THUMPSTAR, KIDEN, ZONTES, Junak, SENKE, TANNY, TYAN, ROMET, ROMET MOTORS, ROUTER	1	-	21	2
TCB	-	-	1	-
TGB	-	-	-	2
TIANYING, RIYA, HONGYUNDA, TYM, HONLING, TAMCO, ALISON, DMK MOTORS, WLIE, LEEWAY, WLXQ, AP Gmto, ALFA	6	-	58	1
TIANYING, TYM, XINBEN, TEYIN, RIYA, HONGYUNDA, SANBEN, ALFA, Senzo, La Souris, TCB	2	-	26	-
TM RACING	-	1	1	2
TODAY SUNSHINE	-	-	2	-
TRIUMPH	11	-	127	14
TUK TUK FACTORY, Tuk Tuk Company, Tuk Tuk, Ecotuk, Eco-Tuk, Tuk-E, E-tuk, Tuxi, TTF, TTC, tripp, Sam-Lor	-	-	5	-
UM	-	-	-	1
V.O.R. MOTORI	-	1	-	1
VALENTI	-	-	-	1
VICTORY MOTORCYCLES DIVISION, POLARIS INDUSTRIES INC	-	-	-	2
VMOTO, E-MAX, FMC, JINYING, DAO, VENGO, TELL, SXT	1	-	4	-
WANGYE, SANBEN, UM, KENOS, SUPERBYKE, MDC, MISTRAL, STREET ELEGANCE, 4WMOTO, RIVERO, VIKERS, ZIPP, SANLI, GOWINN	-	-	6	-

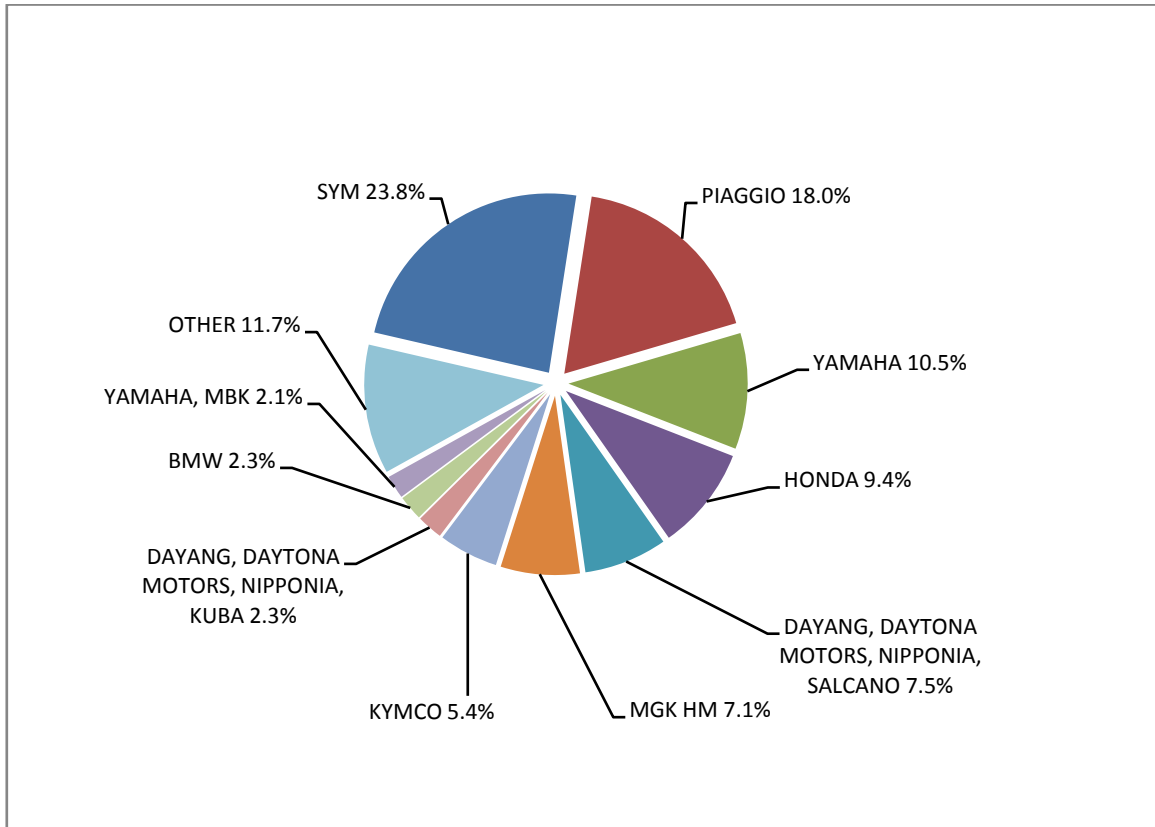


**Table 7 (cont)**

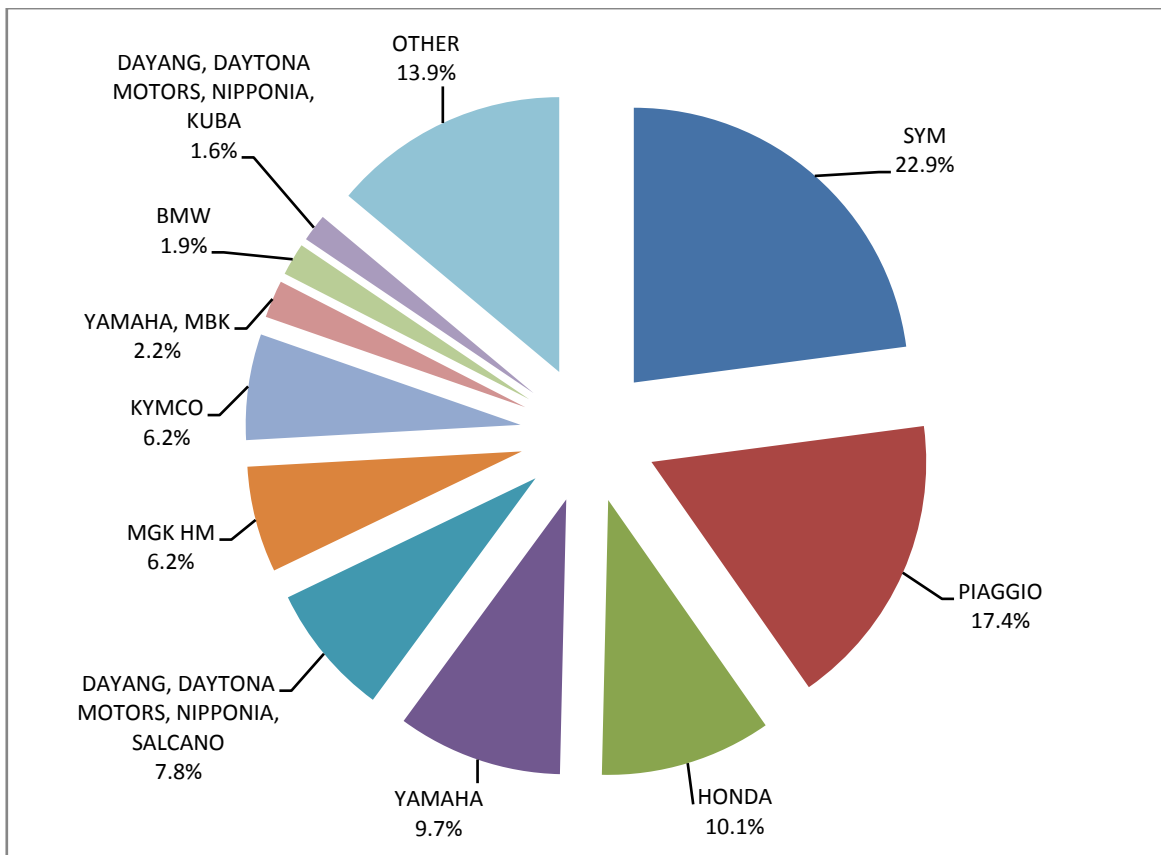
**Sales of new and used motorcycles by make or manufacturer: October and January - October 2019**

Make	Motorcycles			
	October		January - October	
	new	used	new	used
WONJAN, SAMADA	-	-	2	-
XGJAO, ZIPP, TOROS, ROMET, ROMET MOTORS, ROUTER, VEEROAD, DAYTONA MOTORS, GEMINI, MH MOTORCYCLES, MTG MOTORS	7	-	119	1
XINGYUE, QSTRON	-	-	1	-
YAMAHA	339	76	3,360	743
YAMAHA, MBK	68	-	765	2
YINGANG, BENYI, ROMET MOTORS, YUKI, ROUTER, MOTORAN, DAYTONA MOTORS, M1NSK, HAMACHI, KUBA, MONDIAL	6	-	66	-
YINXIANG, KENBO	-	-	5	-
YINXIANG, MONDIAL, GEMINI, TCB	-	-	8	-
ZHONGNENG, ZNEN, AGM, AJS, YUKI, COLIBRI, EUROCKA, BTC, NOVA MOTORS, LEXMOTO, Actionbikes Motors	12	-	130	1
ZHONGNENG, ZNEN, DADO, DIRECT BIKES, GOWINN, VIVACOX, NECO, AGM, LEE, ASYA	-	-	-	2
ZONGSHEN, ZIP STAR, Lexmoto, ICONE, VORTEX, M1NSK, MACBOR, MONDIAL, ROMET MOTORS, SINNIS, SPARKSTER, OVER BIKES	1	-	11	-
ZONGSHEN, ZIP STAR, ZEALSUN, KENTOYA, MOTOROMA, PRONAR, KEEWAY, MOTOVELO, ASYA	1	-	4	1
ZONGSHEN, ZIP STAR, ZEALSUN, RYMCO	1	-	16	-
ZONGSHEN, ZIPSTAR, ICONE, JUNAK, Lexmoto, MH Motorcycles, MINSK, MONDIAL, ROMET MOTORS, SINNIS, SPARKSTER	-	-	4	-
ZONGSHEN, ZIPSTAR, ZEALSUN, KENTO	-	-	5	-
<b>TOTAL</b>	<b>3,239</b>	<b>286</b>	<b>34,590</b>	<b>3,282</b>

**Graph 13. Sales of new motorcycles (October 2019)**



**Graph 14. Sales of new motorcycles (January - October 2019)**



## EXPLANATORY NOTES

<b>Survey on the issuing of new road motor vehicle circulation licenses</b>	The survey on the issuing of new motor vehicle circulation licenses is a census survey. The released data give information, at country level, on the brand and type of the motor vehicle, as well as whether it is new or used. The survey does not include vehicles that move on rails, trolley busses, agricultural tractors and machinery. In addition, the following are excluded: all motor vehicles of the Armed Forces, Police, Fire Brigade, State Services, Diplomatic Corps, Foreign Missions, and Invalids of Wars, as well as motorcycles with a cylinder capacity less than 50 cc.
<b>Legal basis</b>	Law 3832/2010
<b>Reference Period</b>	October 2019
<b>Coverage</b>	The production of monthly data is based on the registers held by the Ministry of Infrastructure, Transport and Networks, which records all the monthly changes observed in the vehicle registration licenses at country level.
<b>Definitions</b>	<p><b>Road motor vehicle</b> is any vehicle that, irrespective of the number of wheels, is moved by an engine and is designed to transport persons or cargo or both of them, either they are on the same single vehicle or on a trailer carried by the main motor vehicle.</p> <p><b>New</b> road motor vehicle is any motor vehicle that is registered for the first time in Greece during the reference month and has not been put into circulation in any other country.</p> <p><b>Used</b> motor vehicle is any motor vehicle that is registered for the first time in Greece and has been imported as a used one from abroad</p> <p><b>Passenger motor vehicle:</b> it is a motor vehicle designed to carry mostly people, having no more than 9 seats, including the driver's seat.</p> <p><b>Bus:</b> it is a motor vehicle, which is designed to carry mostly people, having more than 10 seats, including the driver's seat. In the corresponding tables of this Press Release, this category also includes articulated buses.</p> <p><b>Lorry:</b> it is motor vehicle designed to carry mostly cargo. In the corresponding tables of this Press Release, this category also includes tractors, tow trucks, articulated tractors, and trucks with trailers.</p> <p><b>Motorcycle:</b> any two-wheeled motor vehicle, with or without sidecar, with maximum authorized design speed over 45 km/h, or in case it is powered by a combustion engine, with a cylinder capacity of 50 cc or over. In the corresponding tables of this Press Release, this category also includes the three-wheeled motor vehicles – motor tricycles.</p> <p><b>Tricycle motor vehicle:</b> it is a motor vehicle with three symmetrical wheels with maximum authorized design speed over 45 km/h, or in case it is powered by a combustion engine, with a cylinder capacity over the 50 cc. This category also includes four-wheel vehicles, except the light four-wheel motorcycles, whose empty vehicle tare (excluding the weight of the fuel or mixture of fuel-oil or the weight of the batteries for electric cars) is up to 400 kg in the case the vehicle is designed for passenger use or up to 550 kg in case the vehicle is designed to carry cargo and whose engine is up to 15KW.</p>
<b>Methodology</b>	Exhaustive Survey. The primary data derive from the Ministry of Infrastructure, Transport and Networks and are based on the issuing of new circulation licenses as they are registered by the Regional Offices for Transport and Communications.
<b>References</b>	More information (graphs, tables) concerning the survey on the issuing of new motor vehicle circulation licenses are available on the webpage of ELSTAT, <a href="http://www.statistics.gr">www.statistics.gr</a> , under the link <a href="http://www.statistics.gr/en/statistics/-/publication/SME24/">http://www.statistics.gr/en/statistics/-/publication/SME24/</a>