



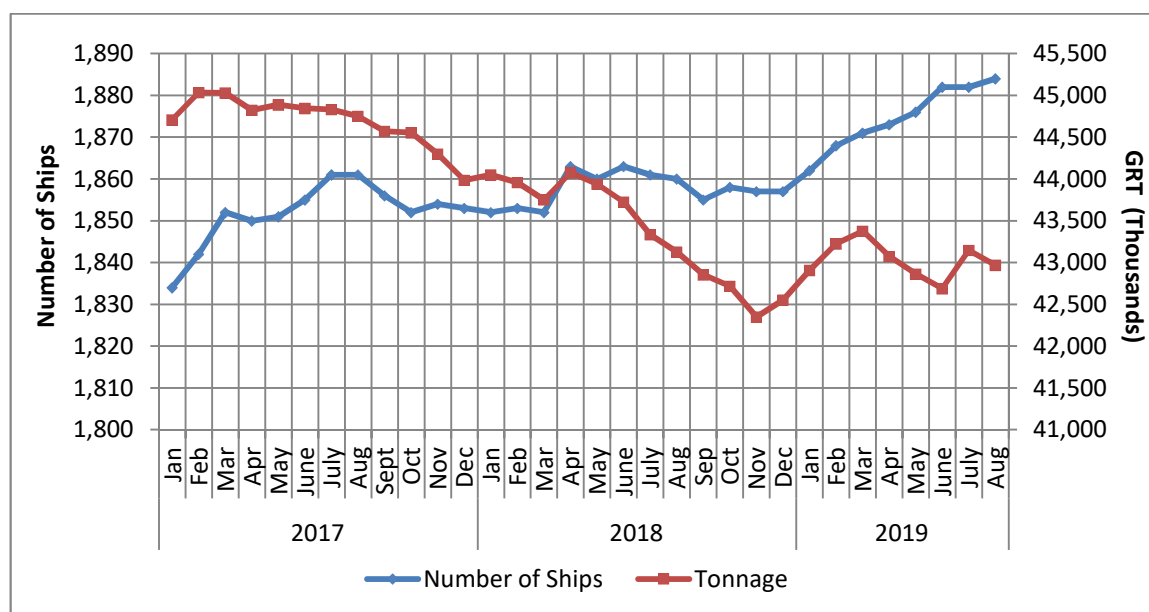
PRESS RELEASE

GREEK MERCHANT FLEET: August 2019 (Provisional data)

The Hellenic Statistical Authority (ELSTAT) announces data on the Greek Merchant Fleet (for vessels of 100 GRT¹) for August 2019. Particularly:

- The Greek Merchant Fleet increased by 1.3% in August 2019 compared with August 2018, while a decrease of 0.1% was recorded in August 2018 compared with August 2017 (Table 1).
- The gross tonnage of the Greek Merchant Fleet, for vessels of 100 GRT and over, recorded a decrease of 0.4% in August 2019 compared with August 2018. A decrease of 3.6% was also recorded in August 2018 compared with August 2017 (Table 1).

Graph 1: Greek Merchant ships of 100 GRT and over: January 2017 – August 2019



Information on methodological issues:

Division of Sectoral Statistics
Section of Transport Statistics
P. Tzortzi, F.Georgakopoulou
Tel : +30 213 135 2187 , +30 213 135 3090
Fax: +30 213 135 2757
E mail: p.tzortzi@statistics.gr
f.georgakopoulou@statistics.gr

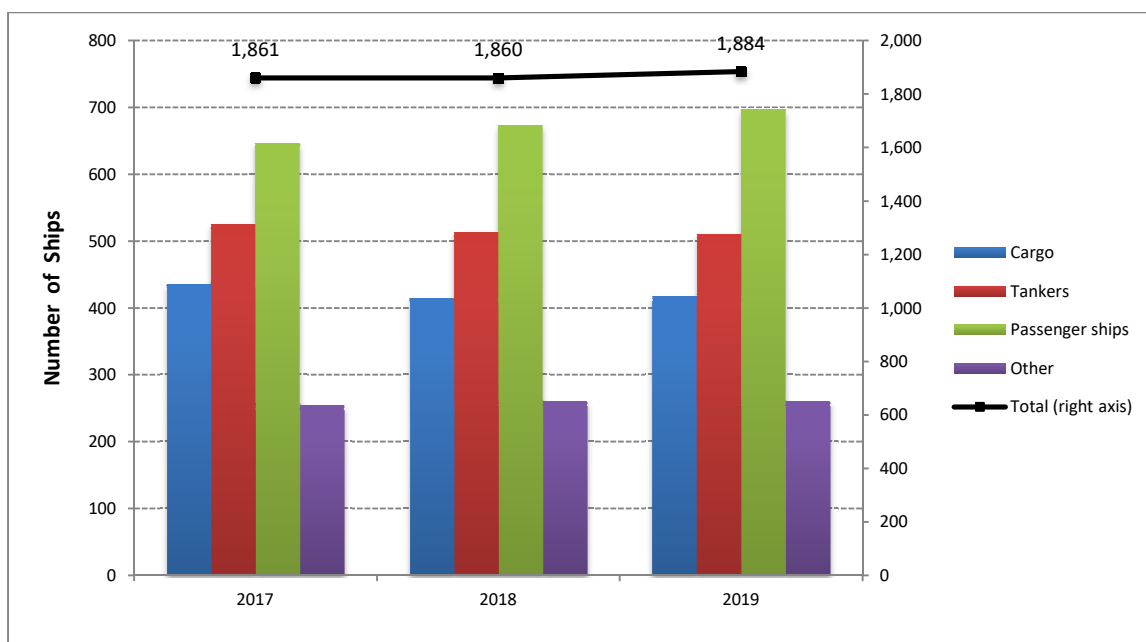
Information for data provision:
Tel. +30 213 135 2022
E mail. data.dissem@statistics.gr

¹ GRT: Gross Tonnage

Table 1. Number and tonnage of Greek Merchant ships of 100 GRT and over, by types of ships, August 2017 – 2019

August										
Types of ships	2017		2018		Change % 2018/2017		2019		Change % 2019/2018	
	Number of Ships	Tonnage (GRT)	Number of Ships	Tonnage (GRT)	Number of Ships	Tonnage (GRT)	Number of Ships	Tonnage (GRT)	Number of Ships	Tonnage (GRT)
Cargo	436	13,567,175	414	12,816,855	-5.0	-5.5	417	12,336,352	0.7	-3.7
Tankers	525	29,752,537	513	28,906,858	-2.3	-2.8	510	29,226,932	-0.6	1.1
Passenger ships	646	1,343,526	673	1,310,696	4.2	-2.4	697	1,317,168	3.6	0.5
Other	254	89,111	260	91,972	2.4	3.2	260	89,122	0.0	-3.1
Total:	1,861	44,752,349	1,860	43,126,381	-0.1	-3.6	1,884	42,969,574	1.3	-0.4

Graph 2a: Number of Greek Merchant ships of 100 GRT and over, by types of ships, August 2017 – 2019



Graph 2b: Tonnage of Greek Merchant Ships of 100 GRT and over, by types of ships, August 2017 – 2019

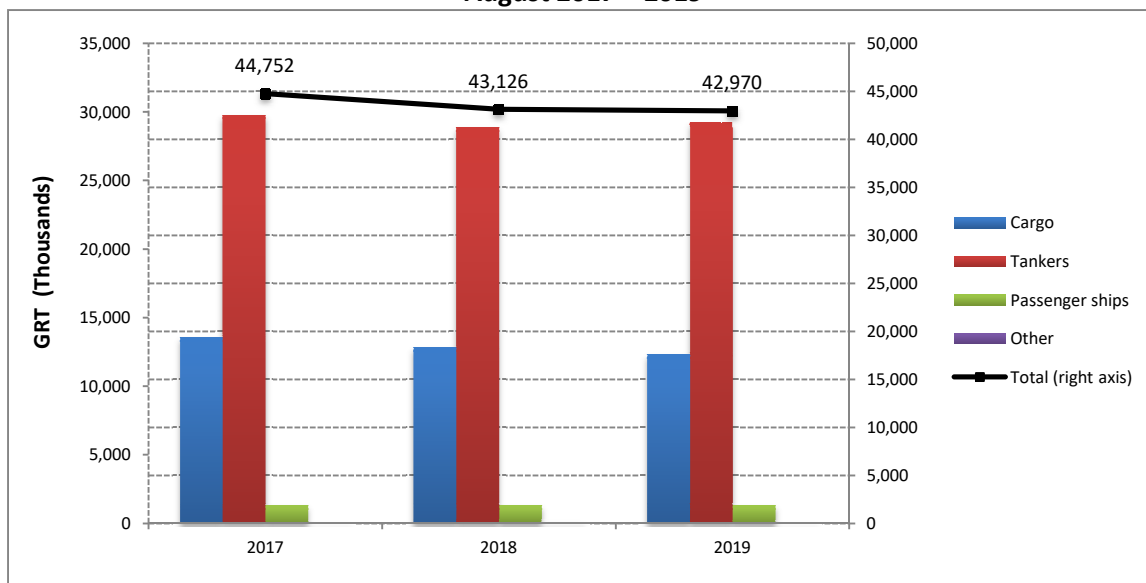


Table 2. Distribution of the Greek Merchant ships of 100 GRT and over, by tonnage groups, August 2017 – 2019

August										
Tonnage Groups	2017		2018		Change % 2018/2017		2019		Change % 2019/2018	
	Number of Ships	Tonnage (GRT)	Number of Ships	Tonnage (GRT)	Number of Ships	Tonnage (GRT)	Number of Ships	Tonnage (GRT)	Number of Ships	Tonnage (GRT)
[100-500)	765	193,984	791	197,204	3.4	1.7	817	202,713	3.3	2.8
[500-3,000)	349	431,587	352	434,271	0.9	0.6	355	435,959	0.9	0.4
[3,000-7,000)	74	325,872	74	329,241	0.0	1.0	77	343,715	4.1	4.4
[7,000-10,000)	21	178,711	24	204,176	14.3	14.2	25	211,833	4.2	3.8
[10,000-20,000)	49	725,149	46	674,985	-6.1	-6.9	49	717,534	6.5	6.3
[20,000-30,000)	79	2,103,072	72	1,899,378	-8.9	-9.7	69	1,823,058	-4.2	-4.0
[30,000+	524	40,793,974	501	39,387,126	-4.4	-3.4	492	39,234,762	-1.8	-0.4
Total:	1,861	44,752,349	1,860	43,126,381	-0.1	-3.6	1,884	42,969,574	1.3	-0.4

Graph 3: Distribution of Greek Merchant ships of 100 GRT and over, by tonnage groups, August 2017 – 2019

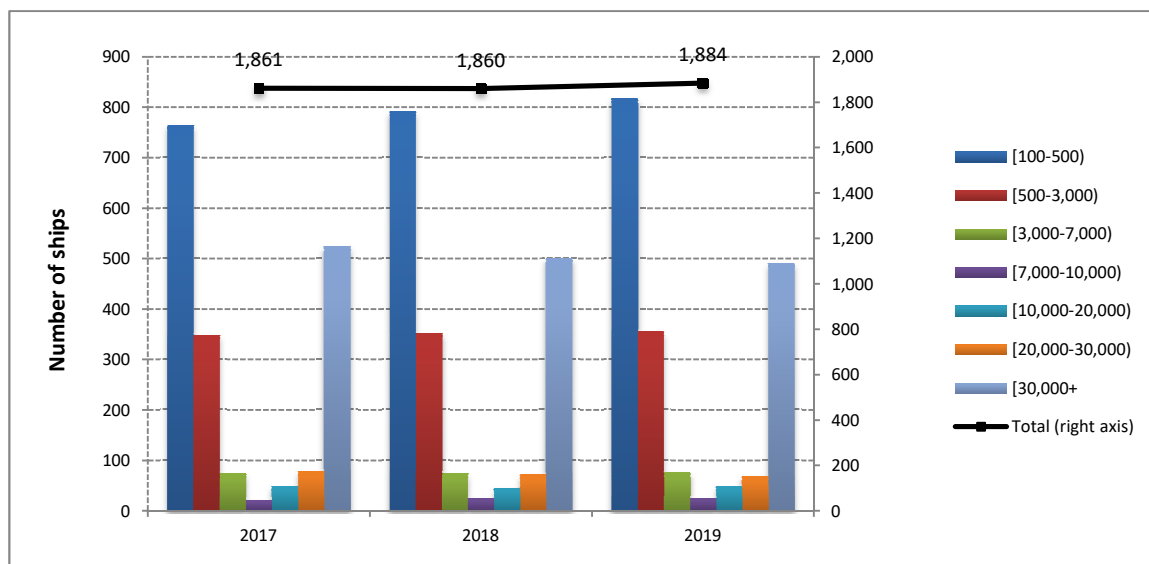
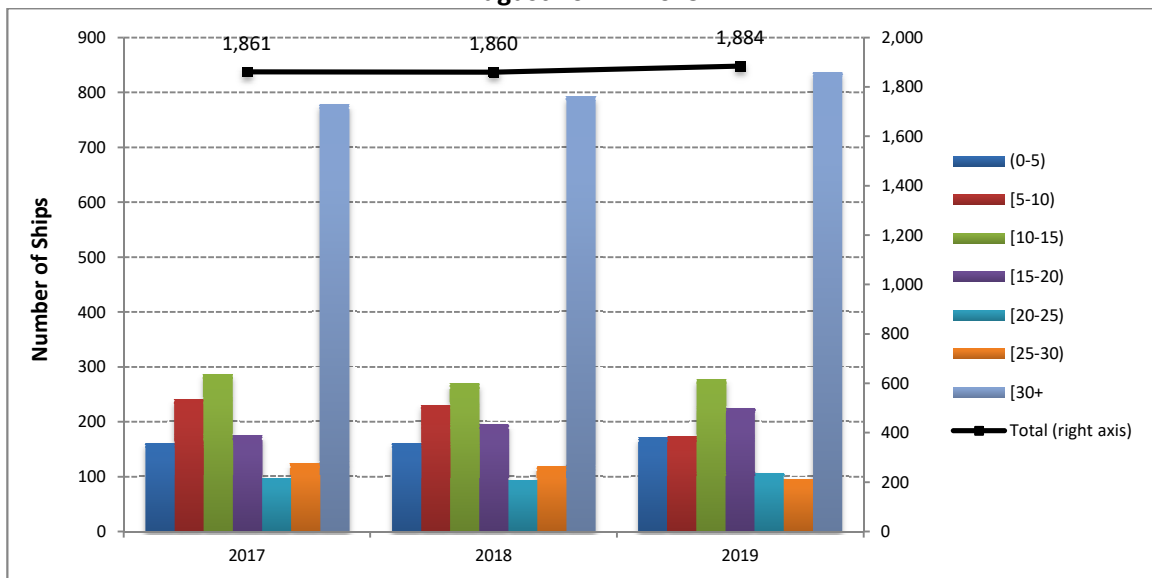


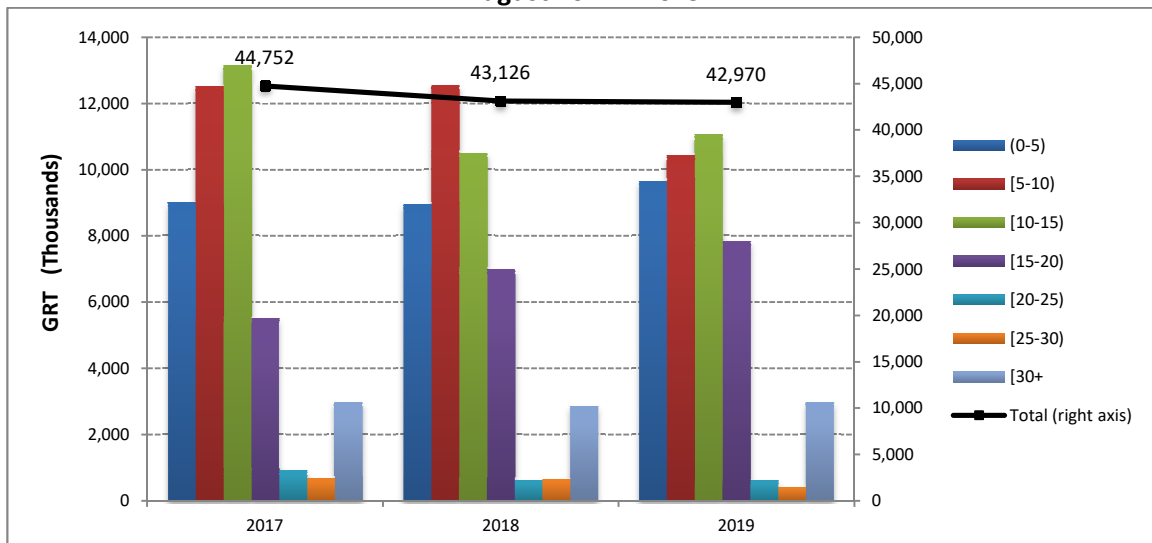
Table 3. Distribution of Greek Merchant ships of 100 GRT and over, by age groups, August 2017 – 2019

August										
Age Groups	2017		2018		Change % 2018/2017		2019		Change % 2019/2018	
	Number of Ships	Tonnage (GRT)	Number of Ships	Tonnage (GRT)	Number of Ships	Tonnage (GRT)	Number of Ships	Tonnage (GRT)	Number of Ships	Tonnage (GRT)
(0-5)	160	9,004,964	161	8,947,466	0.6	-0.6	171	9,650,527	6.2	7.9
[5-10)	241	12,510,758	230	12,556,662	-4.6	0.4	173	10,427,454	-24.8	-17.0
[10-15)	286	13,144,107	269	10,500,357	-5.9	-20.1	277	11,047,096	3.0	5.2
[15-20)	175	5,507,386	196	6,981,915	12.0	26.8	225	7,824,224	14.8	12.1
[20-25)	97	917,501	93	619,069	-4.1	-32.5	106	623,837	14.0	0.8
[25-30)	124	687,665	119	657,441	-4.0	-4.4	96	422,399	-19.3	-35.8
[30+)	778	2,979,968	792	2,863,471	1.8	-3.9	836	2,974,037	5.6	3.9
Total:	1,861	44,752,349	1,860	43,126,381	-0.1	-3.6	1,884	42,969,574	1.3	-0.4

Graph 4a: Distribution of Greek Merchant ships 100 GRT and over, by age groups, August 2017 – 2019



Graph 4b: Tonnage of Greek Merchant ships of 100 GRT and over, by age groups, August 2017 – 2019



METHODOLOGICAL NOTES

Greek Merchant Fleet Survey	The Survey on the Greek Merchant Fleet is conducted on a monthly basis since 1964 without any major methodological changes ever since. The purpose of the survey is to fully record statistical data on the number and basic characteristics of the Greek merchant ships, thus depicting the evolution over the course of time of the Greek merchant fleet.
Legal Framework	The survey is conducted in compliance with the joint Ministerial Decision (No 6792/G-81/11-4-97), signed by the Minister of National Economy and the Minister of Mercantile Marine.
Reference Period	The results of the survey refer to the end of August 2019.
Coverage	The survey covers all domestic Port Authorities, as well as Greek Consular Port Authorities abroad, which keep ship registers. These Authorities have to send a report on a monthly basis to the Hellenic Statistical Authority (ELSTAT), pertaining to the changes in the Greek merchant ships registered in their ship registers.
Definitions	<p>Merchant ship: Seagoing self-propelled vessel, at least of 10 GRT, designed for the carriage of goods, transport of passengers, for fishing, towing or specially fitted out for other commercial maritime activities.</p> <p>Greek merchant fleet: The total number of the merchant ships registered in Greece, which belong to natural or legal persons residing on the Greek territory. The Greek flag carried by these ships means that all their maritime activities (subsidies for ship building, cargo limitations and other tax provisions) are governed by commercial and economic rules which are laid down by the respective Greek authorities.</p> <p>Gross Register Tonnage (GRT): Refers to the spaces within the hull and of the enclosed spaces above the deck which are available for carrying goods, food, passengers and crew. GRT is equal to the volume of 100 cubic feet or 2.83 m³.</p> <p>Net Register Tonnage (NRT): It is derived from the gross tonnage by deducting allowances in respect of spaces used for the crew, navigating and propelling machinery, fuel and water ballasts, and other spaces not used for passengers or cargo.</p> <p>Age of ship: indicated by the year of original construction of the hull or that of the hull containing the engine room.</p>
Methodology	<p>It is an exhaustive survey conducted by all domestic Port Authorities and Greek Consular Port Authorities abroad, which report to ELSTAT, on a monthly basis, on changes in the ships pertaining to: a) new registrations of ships in the ship registers, b) change in the name of a ship, c) change of ownership, d) transfers to or from a different port, e) deletion of a ship from a ship's register, f) final measurement – remeasurement of ships, g) replacement of the ship's engine.</p> <p>All these data, after being fully processed, are used to update, through a specially designed software application, the Official Register of Greek Merchant Ships. This Register is used for the production of monthly and annual statistical results.</p>
References	Further information (tables, charts) concerning the Survey on the Greek Merchant Fleet can be found on the webpage of ELSTAT (www.statistics.gr), under the link: <Statistics> Industry, Trade, Services, Transport > Transport >Shipping > Greek Merchant Fleet of 100 GRT and over.