



## **PRESS RELEASE**

### **ISSUING OF MOTOR VEHICLE LICENSES: AUGUST 2019**

The Hellenic Statistical Authority announces that in August 2019, 17,350 road motor cars (both new and used from abroad) were put into circulation for the first time, recording a 20.2% increase compared with the corresponding month of 2018 when the number of road motor cars was 14,434. In August 2018, a 36.8% increase had been observed in comparison with the corresponding month of 2017 (Table 1, Graphs 1,2,3,5). A total number of 10,407 new cars were put into circulation in August 2019 compared with 8,171 in August 2018, recording a 27.4% increase.

The new motorcycles over 50cc (both new and used from abroad) that were put into circulation for the first time in August 2019 amounted to 3,497, against 3,112 in 2018, thus recording a 12.4% increase. In August 2018, a 19.1% increase had been observed in comparison with the corresponding month of 2017 (Table 1, Graph 4). Out of the above motorcycles 3,190 were new, while the corresponding figure in August 2018 was 2,834, recording a 12.6% increase.

During the period January - August 2019, 158,038 road motor cars (both new and used from abroad) were put into circulation for the first time, representing an increase of 12.0% compared to the corresponding period of 2018 when the number of road motor cars was 141,076. During the period January - August 2018 an increase of 28.1% had been observed in comparison with the corresponding period of 2017 (Table 3, Graphs 6,7). Out of the above number of road motor cars that were put into circulation, from January to August 2019, 92,863 were new, while the corresponding number during the respective period of 2018 was 84,083, recording an increase of 10.4%.

During the period January - August 2019 the circulation of new motorcycles over 50cc (both new and used from abroad) amounted to 30,488 against 27,401 in 2018, thus representing an 11.3% increase. An increase of 22.0% had been observed during the period January - August 2018 in comparison with the corresponding period of 2017 (Table 3, Graphs 6,7). A total number of 27,807 new motorcycles were put into circulation, from January to August 2019, compared with 24,867 during the corresponding period of 2018, recording an 11.8% increase.

*Information on methodological issues:*

*Sectoral Statistics Division*

*Transport Statistics Section*

Pota Tzortzi, Konstantinos Menexes

Tel: +30 213 135 2187, +30 213 135 3055

FAX: +30 213 135 2757

e-mail : p.tzortzi@statistics.gr

Information for data provision:

Tel. +30 213 135 2022

email.data.dissem@statistics.gr

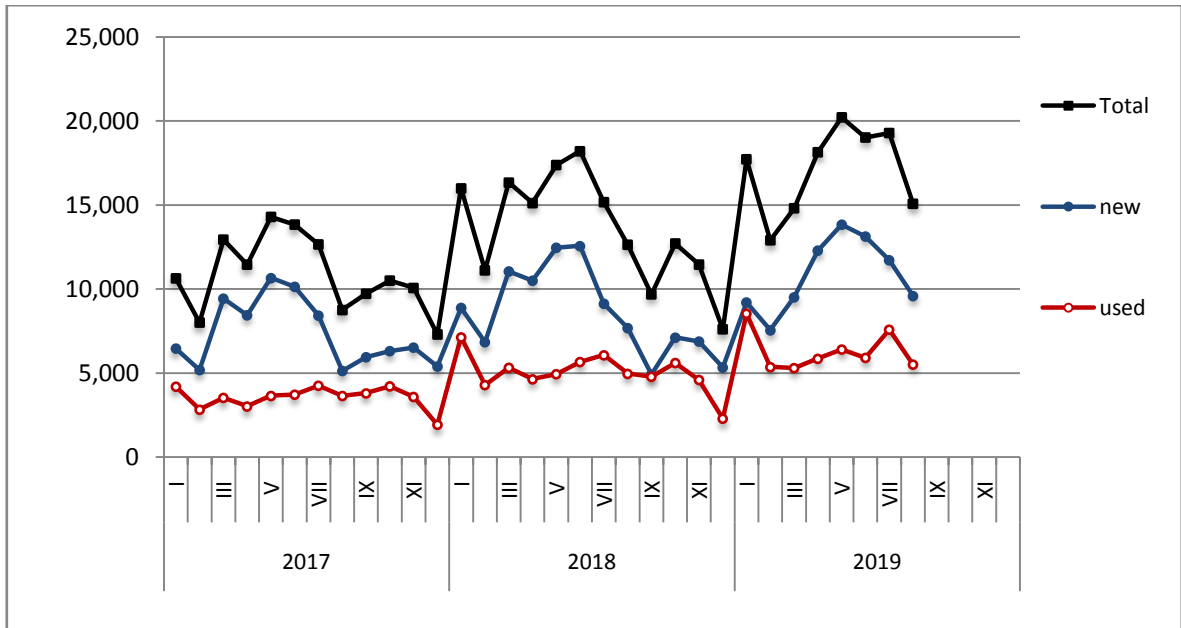
**Table 1. Road motor vehicles, both new and used, put into circulation for the first time in Greece: August 2017 - 2019**

Category of Road Motor Vehicles	August									Change (%)					
	2017			2018			2019			2018/2017			2019/2018		
	Total	New	Used	Total	New	Used	Total	New	Used	Total	New	Used	Total	New	Used
<b>Greece, total</b>															
Road Motor Vehicles,total	13,161	7,999	5,162	17,546	11,005	6,541	20,847	13,597	7,250	33.3%	37.6%	26.7%	18.8%	23.6%	10.8%
1. Road motor cars	10,549	5,643	4,906	14,434	8,171	6,263	17,350	10,407	6,943	36.8%	44.8%	27.7%	20.2%	27.4%	10.9%
Passenger Cars	8,763	5,130	3,633	12,636	7,681	4,955	15,087	9,592	5,495	44.2%	49.7%	36.4%	19.4%	24.9%	10.9%
Buses	56	14	42	99	17	82	73	6	67	76.8%	21.4%	95.2%	-26.3%	-64.7%	-18.3%
Lorries	1,730	499	1,231	1,699	473	1,226	2,190	809	1,381	-1.8%	-5.2%	-0.4%	28.9%	71.0%	12.6%
2. Motorcycles > 50 cc	2,612	2,356	256	3,112	2,834	278	3,497	3,190	307	19.1%	20.3%	8.6%	12.4%	12.6%	10.4%
<b>Prefecture of Attica</b>															
Road Motor Vehicles,total	5,637	4,221	1,416	8,132	6,096	2,036	10,222	8,142	2,080	44.3%	44.4%	43.8%	25.7%	33.6%	2.2%
1. Road motor cars	4,809	3,411	1,398	7,100	5,096	2,004	9,018	7,000	2,018	47.6%	49.4%	43.3%	27.0%	37.4%	0.7%
Passenger Cars	4,353	3,150	1,203	6,623	4,871	1,752	8,189	6,451	1,738	52.1%	54.6%	45.6%	23.6%	32.4%	-0.8%
Buses	20	3	17	36	1	35	22	2	20	80.0%	-66.7%	105.9%	-38.9%	100.0%	-42.9%
Lorries	436	258	178	441	224	217	807	547	260	1.1%	-13.2%	21.9%	83.0%	144.2%	19.8%

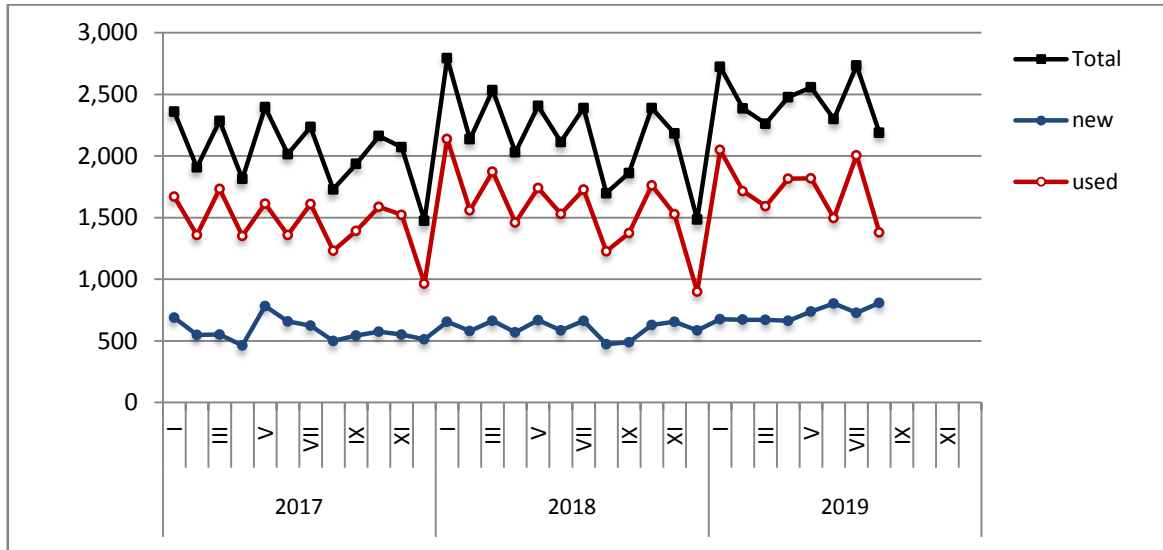
**Table 2. Road motor vehicles, both new and used, put into circulation for the first time in Greece: September 2017 - August 2019**

Category of Road Motor Vehicles	Average Sep. 2017 - Aug. 2018			Average Sep. 2018 - Aug. 2019			Change (%)		
							Average Sep. 2018 - Aug. 2019 / Average Sep. 2017 - Aug. 2018		
	Total	New	Used	Total	New	Used	Total	New	Used
<b>Greece, total</b>									
Road Motor Vehicles,total	18,603	11,981	6,622	20,641	12,988	7,653	11.0%	8.4%	15.6%
1. Road motor cars	15,553	9,204	6,349	17,317	9,962	7,355	11.3%	8.2%	15.8%
Passenger Cars	13,303	8,601	4,702	14,893	9,257	5,636	11.9%	7.6%	19.9%
Buses	104	17	87	129	30	99	23.9%	75.5%	13.8%
Lorries	2,146	586	1,560	2,296	676	1,620	7.0%	15.4%	3.8%
2. Motorcycles > 50 cc	3,050	2,777	273	3,324	3,026	298	9.0%	9.0%	9.2%

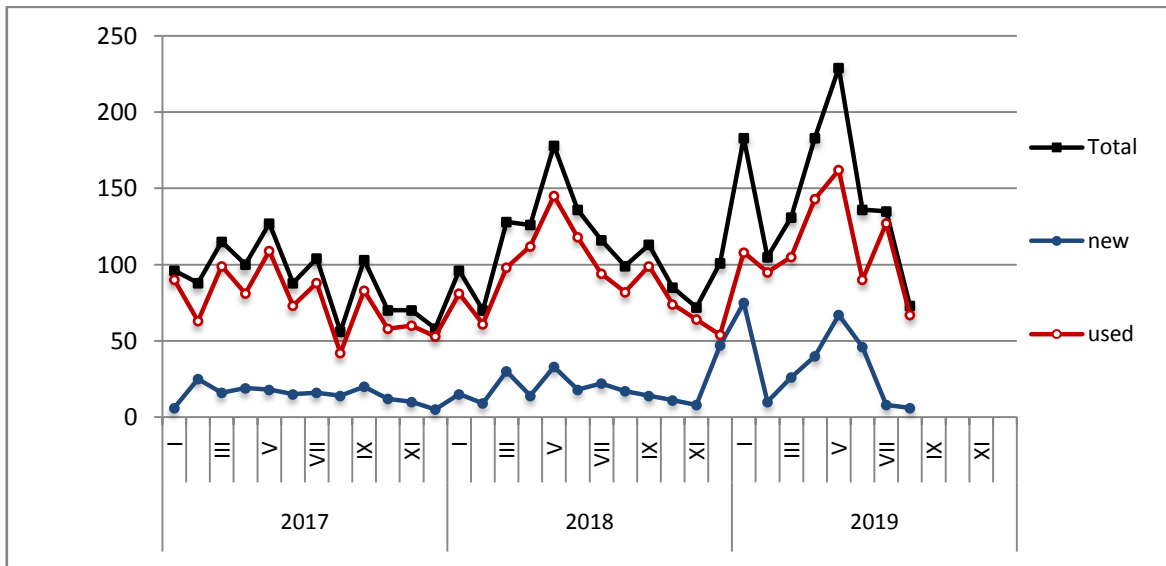
**Graph 1: Passenger Cars (January 2017 - August 2019)**



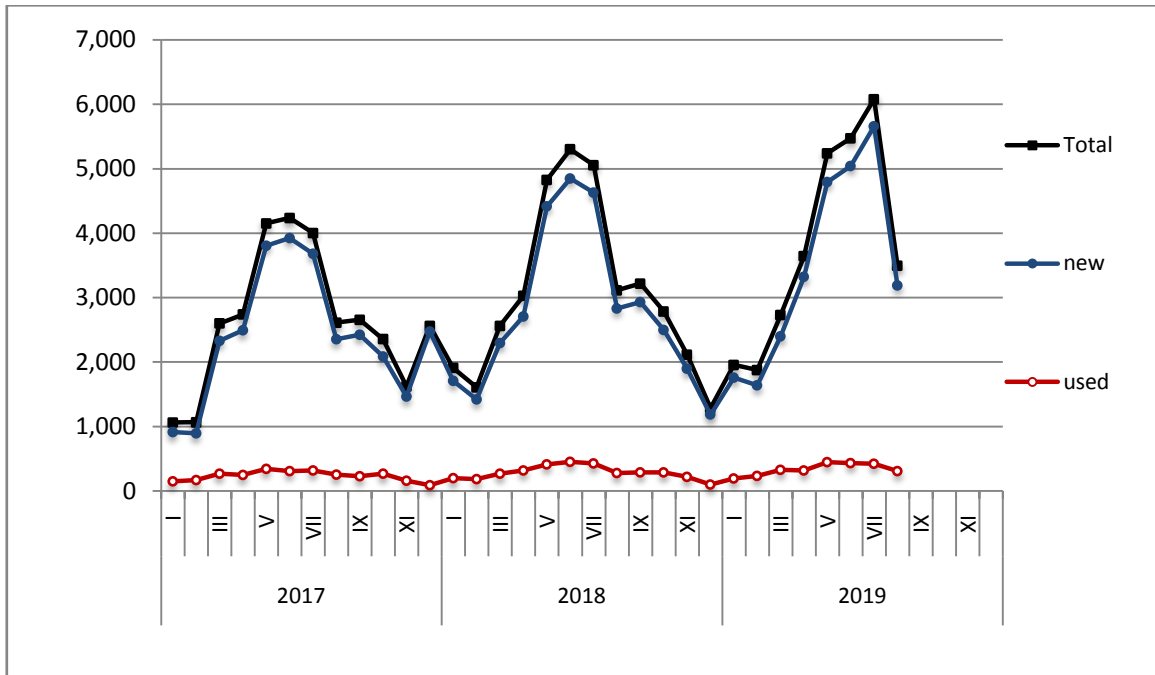
**Graph 2: Lorries (January 2017 - August 2019)**



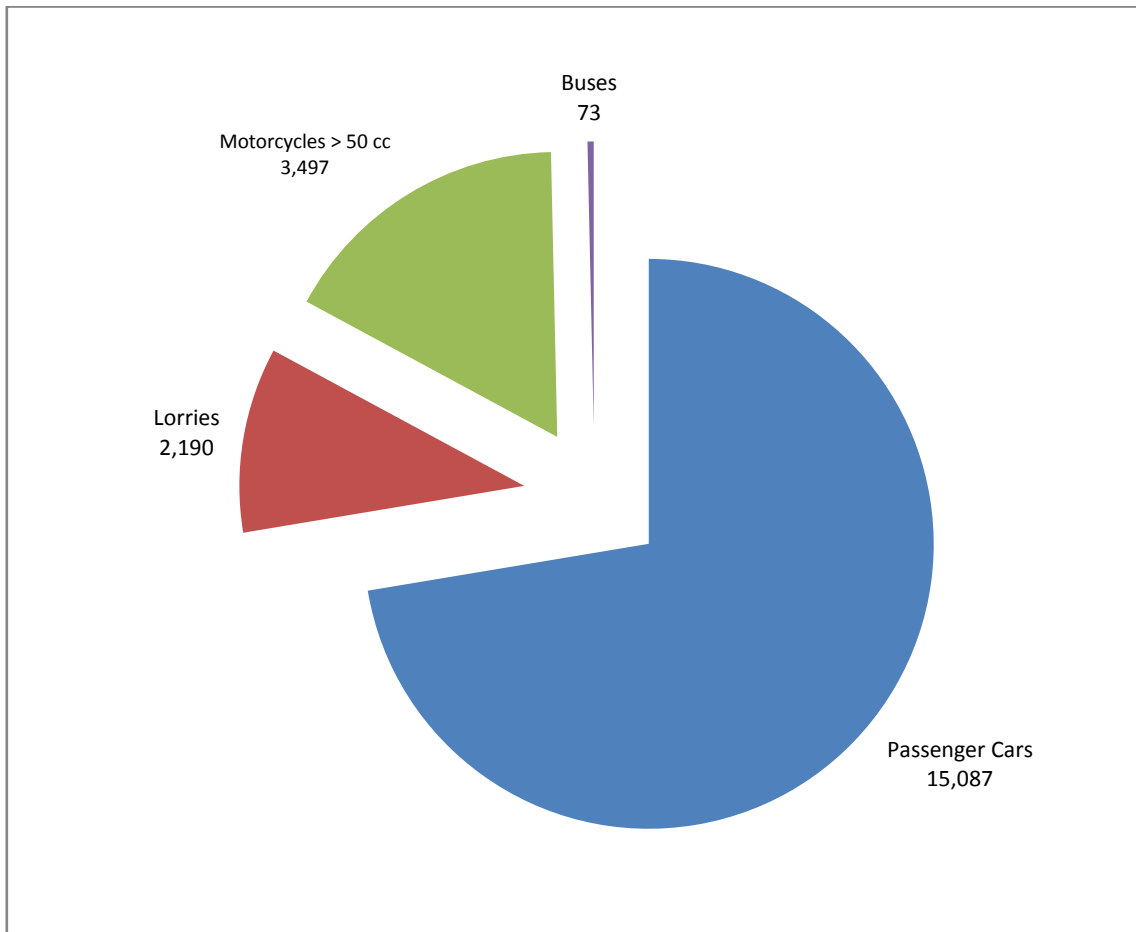
**Graph 3: Buses (January 2017 - August 2019)**



**Graph 4: Motorcycles (January 2017 - August 2019)**



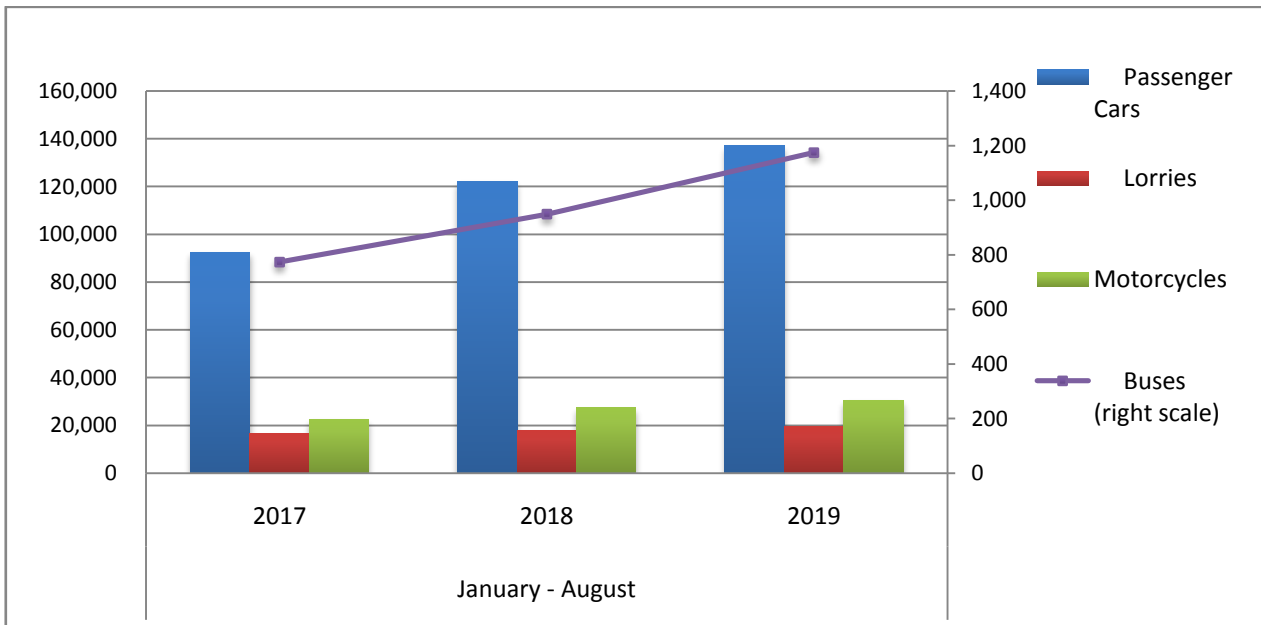
**Graph 5: New Registrations of Motor Vehicles (August 2019)**



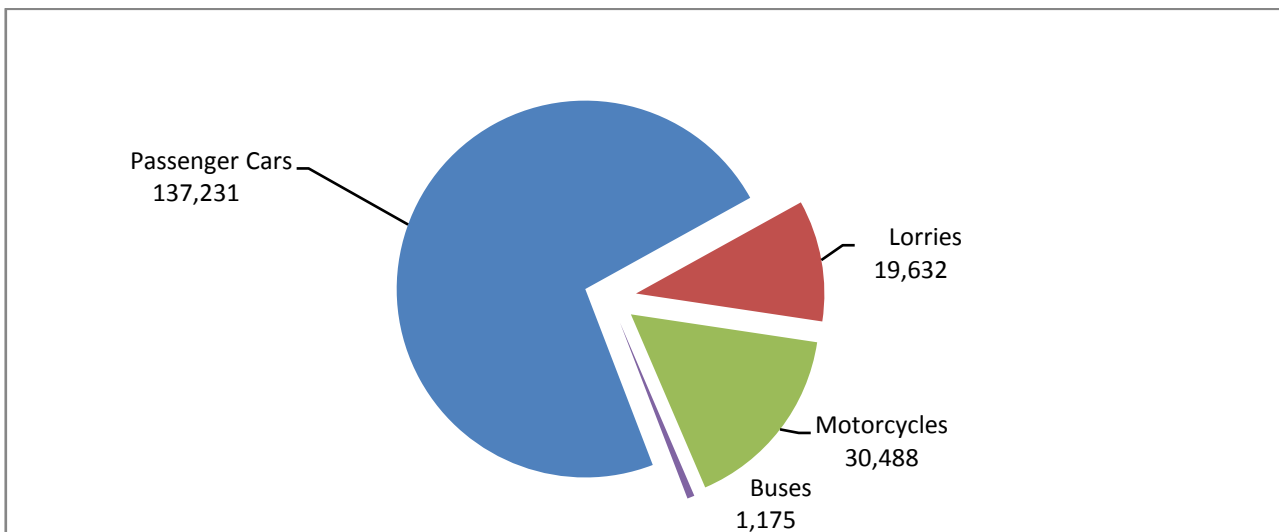
**Table 3. Road motor vehicles, both new and used, put into circulation for the first time in Greece: Jan. 2017 - Aug. 2019**

Category of Road Motor Vehicles	January - August									Change (%)					
	2017			2018			2019			2018/2017			2019/2018		
	Total	New	Used	Total	New	Used	Total	New	Used	Total	New	Used	Total	New	Used
<b>Greece, total</b>															
Road Motor Vehicles, total	132,604	89,209	43,395	168,477	108,950	59,527	188,526	120,670	67,856	27.1%	22.1%	37.2%	11.9%	10.8%	14.0%
1. Road motor cars	110,137	68,808	41,329	141,076	84,083	56,993	158,038	92,863	65,175	28.1%	22.2%	37.9%	12.0%	10.4%	14.4%
Passenger Cars	92,617	63,864	28,753	122,020	79,072	42,948	137,231	86,828	50,403	31.7%	23.8%	49.4%	12.5%	9.8%	17.4%
Buses	774	129	645	949	158	791	1,175	278	897	22.6%	22.5%	22.6%	23.8%	75.9%	13.4%
Lorries	16,746	4,815	11,931	18,107	4,853	13,254	19,632	5,757	13,875	8.1%	0.8%	11.1%	8.4%	18.6%	4.7%
2. Motorcycles > 50 cc	22,467	20,401	2,066	27,401	24,867	2,534	30,488	27,807	2,681	22.0%	21.9%	22.7%	11.3%	11.8%	5.8%
<b>Prefecture of Attica</b>															
Road Motor Vehicles, total	67,203	54,269	12,934	85,226	66,103	19,123	95,096	73,603	21,493	26.8%	21.8%	47.9%	11.6%	11.3%	12.4%
1. Road motor cars	58,462	45,788	12,674	74,204	55,492	18,712	82,169	61,223	20,946	26.9%	21.2%	47.6%	10.7%	10.3%	11.9%
Passenger Cars	53,199	43,022	10,177	68,683	52,961	15,722	75,766	58,094	17,672	29.1%	23.1%	54.5%	10.3%	9.7%	12.4%
Buses	266	67	199	365	65	300	403	124	279	37.2%	-3.0%	50.8%	10.4%	90.8%	-7.0%
Lorries	4,997	2,699	2,298	5,156	2,466	2,690	6,000	3,005	2,995	3.2%	-8.6%	17.1%	16.4%	21.9%	11.3%
2. Motorcycles > 50 cc	8,741	8,481	260	11,022	10,611	411	12,927	12,380	547	26.1%	25.1%	58.1%	17.3%	16.7%	33.1%

**Graph 6. New Motor Vehicles Circulation Licenses: January – August, years 2017 till 2019**



**Graph 7. New Registrations of Motor Vehicles January - August 2019**



**Table 4**  
**Sales of new and used passenger cars by make: August 2019 and January - August 2019**

Make	Passenger cars			
	August		January - August	
	new	used	new	used
ALFA ROMEO	52	38	237	426
AUDI	826	45	3,462	351
AUSTIN MORRIS	-	-	-	1
BEACH BAGGY	-	-	-	1
BENTLEY	-	1	-	2
BMW	253	63	2,182	472
BORGWARD	-	-	-	1
BURSTNER	-	-	-	1
C.I./ROLLERTEAM	-	-	1	-
CADILLAC	-	-	-	1
CAPRON	-	-	-	1
CHEVROLET	-	92	-	901
CHEVROLET, BUICK PONTIAC SUZUKI DAEWOO HOLTEN GMC	-	1	-	2
CHRYSLER	-	-	-	9
CITROEN	267	236	4,067	2,054
CITROEN / DS	190	-	959	4
CITROEN, PEUGEOT	6	-	60	-
DACIA	116	24	1,303	190
DAIHATSU	-	44	-	540
DETHLEFFS	-	5	-	40
DODGE	-	-	-	4
DR MOTOR	-	-	-	2
DS	19	-	144	1
DUCATO / ΥΠΕΡΚΑΤΑΣΚΕΥΕΣ <sup>1</sup>	-	-	1	-
FERRARI	-	1	-	7
FIAT	400	420	6,374	3,678
FORD	364	382	2,715	3,275
GENERAL MOTORS	-	1	-	2
GONOW	-	-	-	1
H.J.BIEBER	-	1	-	1
HOBBY TOYOTA	-	-	-	1
HONDA	38	138	447	1,100
HYUNDAI	591	228	6,285	2,250
INFINITI	-	1	-	1
INNOCENTI	-	1	-	1
ISO RIVOLTA	-	-	-	1
ISUZU	-	-	-	1
JAGUAR	32	5	107	28
JEEP	53	3	387	47
KEWET	-	-	-	1
KIA	246	109	2,293	791
LADA	-	-	-	5
LAGERMAX AUTOTRANSPORT	-	-	3	-
LAMBORGHINI	-	1	-	1
LANCIA	-	34	-	342
LAND ROVER	29	9	215	126
LES DAUPHINS	-	1	-	2
LEXUS	10	4	65	26

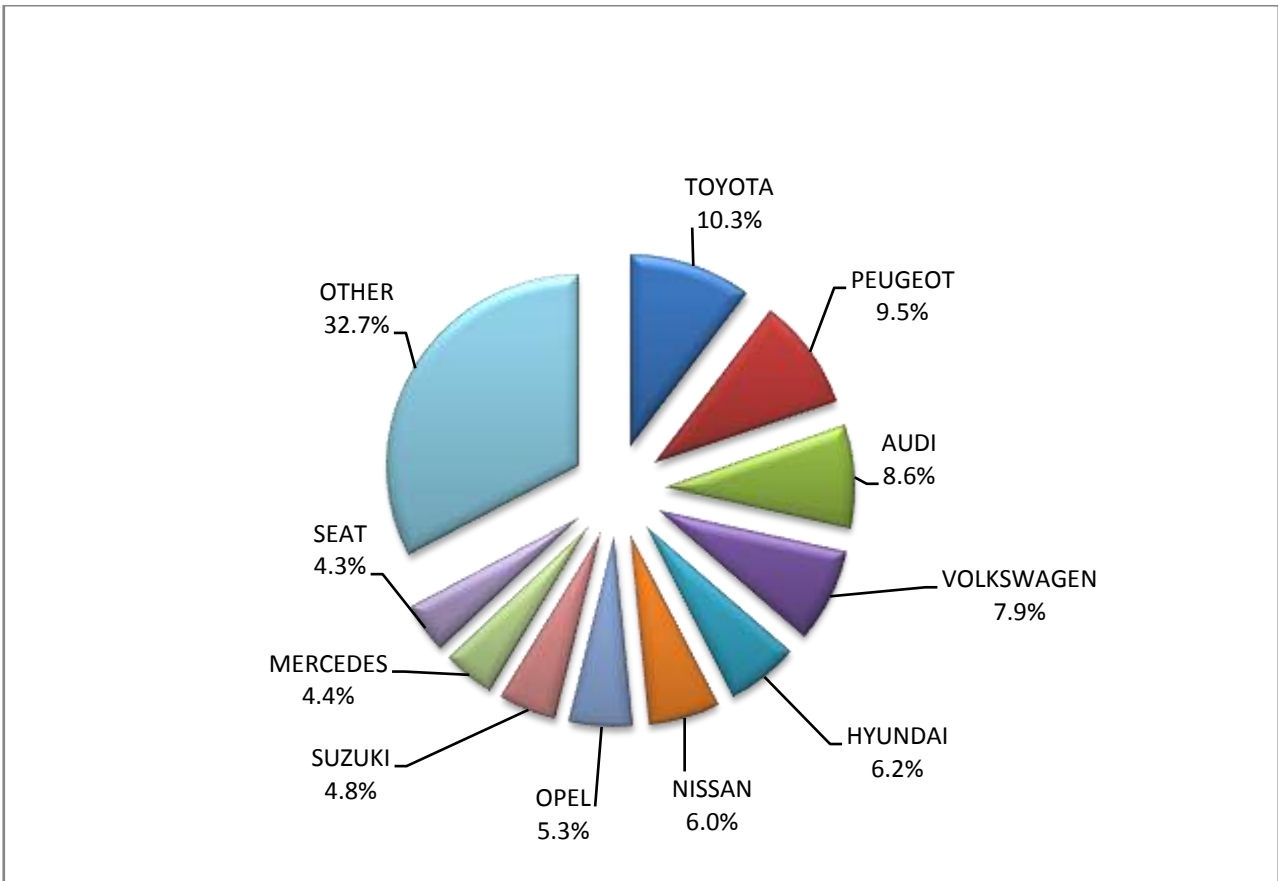
**Table 4 (cont)**  
**Sales of new and used passenger cars by make: August 2019 and January - August 2019**

Make	Passenger cars			
	August		January - August	
	new	used	new	used
LOTUS	-	-	-	3
MAHINDRA	-	-	-	1
MASERATI	-	1	1	4
MAZDA	44	43	110	400
MCLAREN	-	-	-	1
MERCEDES	424	177	3,005	1,694
MERCEDES / ΥΠΕΡΚΑΤΑΣΚΕΥΕΣ <sup>1</sup>	-	-	7	-
MG	-	-	-	3
MG ROVER	-	-	-	2
MINI	135	48	1,152	399
MINI MAFER	-	-	-	1
MITSUBISHI	21	87	366	771
MORETTI	-	-	-	1
MORGAN	-	-	-	1
MORRIS	-	1	-	3
NISSAN	573	337	4,923	3,077
NISSAN / ΥΠΕΡΚΑΤΑΣΚΕΥΕΣ <sup>1</sup>	-	-	2	-
OPEL	509	631	5,948	5,842
PEUGEOT	913	179	8,056	1,686
PEUGEOT / ΥΠΕΡΚΑΤΑΣΚΕΥΕΣ <sup>2</sup>	-	-	6	-
PORSCHE	5	12	57	79
RANGE ROVER	-	-	-	1
RENAULT	402	227	3,328	2,098
RIMOR, XGO, BLUCAMP, KENTUCKY CAMP, AHORN	-	-	1	2
ROLLS ROYCE	-	1	-	4
ROVER	-	-	-	3
SAAB	-	1	-	13
SEA / MOBILVETT	-	1	-	8
SEAT	408	47	2,461	416
SKODA	261	74	2,873	778
SMART	30	189	336	2,031
SSANGYONG	6	-	14	2
SUBARU	8	5	47	55
SUZUKI	464	215	5,574	1,887
TESLA MOTORS	-	-	-	4
TOYOTA	986	1,121	9,070	10,344
TRIUMPH	-	-	-	4
VOLKSWAGEN	759	201	6,970	2,002
VOLKSWAGEN / ΥΠΕΡΚΑΤΑΣΚΕΥΕΣ <sup>1</sup>	-	-	2	-
VOLVO	152	9	1,212	89
WARTBURG	-	-	-	1
WILLYS	-	-	-	1
<b>TOTAL</b>	<b>9,592</b>	<b>5,495</b>	<b>86,828</b>	<b>50,403</b>

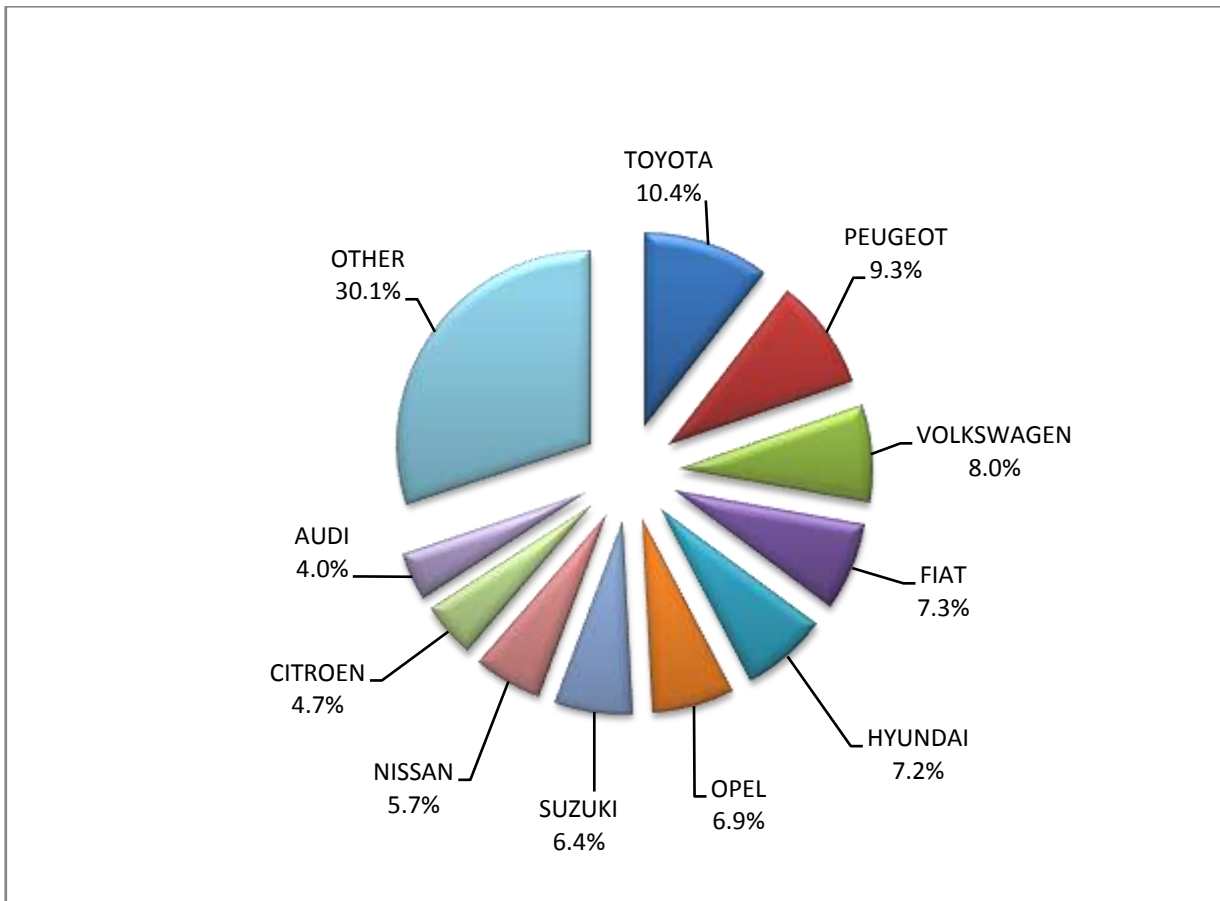
1 : With 2nd/3rd stage manufacturer in Greece.

2 : With 2nd/3rd stage manufacturer abroad.

**Graph 8. Sales of new passenger cars by make ( August 2019)**



**Graph 9. Sales of new passenger cars by make (January - August 2019)**





**Table 5**  
**Sales of new and used lorries by make: August 2019 and January - August 2019**

Make	Lorries			
	August		January - August	
	new	used	new	used
ALKE	-	-	2	-
ASTRA	-	-	-	1
AUDI	-	1	-	1
BMW	-	-	-	4
CHEVROLET	-	-	-	4
CHRYSLER	-	1	-	4
CITROEN	8	29	171	462
DACIA	41	2	139	29
DAF	-	37	8	267
DAF / ΥΠΕΡΚΑΤΑΣΚΕΥΕΣ <sup>1</sup>	1	-	23	-
DAIHATSU	-	-	-	1
DENNIS EAGLE	-	-	-	2
DODGE	-	-	-	1
FIAT	159	158	1,017	1,665
FIAT-IVECO	-	5	-	55
FORD	93	158	777	1,522
FORD / ΥΠΕΡΚΑΤΑΣΚΕΥΕΣ <sup>1</sup>	-	-	15	1
GENERAL MOTORS	-	-	-	1
GINAF	-	-	-	1
GREAT WALL MOTOR	-	-	-	3
HYUNDAI	-	4	-	61
ISUZU	105	27	201	184
ISUZU / ΥΠΕΡΚΑΤΑΣΚΕΥΕΣ <sup>1</sup>	-	-	1	-
IVECO	-	15	12	247
IVECO / ΥΠΕΡΚΑΤΑΣΚΕΥΕΣ <sup>1</sup>	1	-	9	-
IVECO / ΥΠΕΡΚΑΤΑΣΚΕΥΕΣ <sup>2</sup>	-	-	5	-
IVECO MAGIRUS	-	7	-	17
JEEP	-	-	-	2
KASSBOHRER	-	-	1	-
KIA	-	-	-	4
LAND ROVER	-	2	-	21
MAN	-	62	12	497
MAN / ΥΠΕΡΚΑΤΑΣΚΕΥΕΣ <sup>1</sup>	-	-	37	-
MAZDA	-	25	1	212
MERCEDES	27	301	282	3,116
MERCEDES / ΥΠΕΡΚΑΤΑΣΚΕΥΕΣ <sup>1</sup>	21	0	178	5
MERCEDES / ΥΠΕΡΚΑΤΑΣΚΕΥΕΣ <sup>2</sup>	-	-	1	-
MINI	-	-	-	1
MITSUBISHI	25	45	226	468
MITSUBISHI / ΥΠΕΡΚΑΤΑΣΚΕΥΕΣ <sup>1</sup>	5	-	16	-
MULTICAR	-	-	-	1
NISSAN	67	90	456	881
NISSAN ΤΑΞΙΑΡΧΟΥ	1	-	3	-

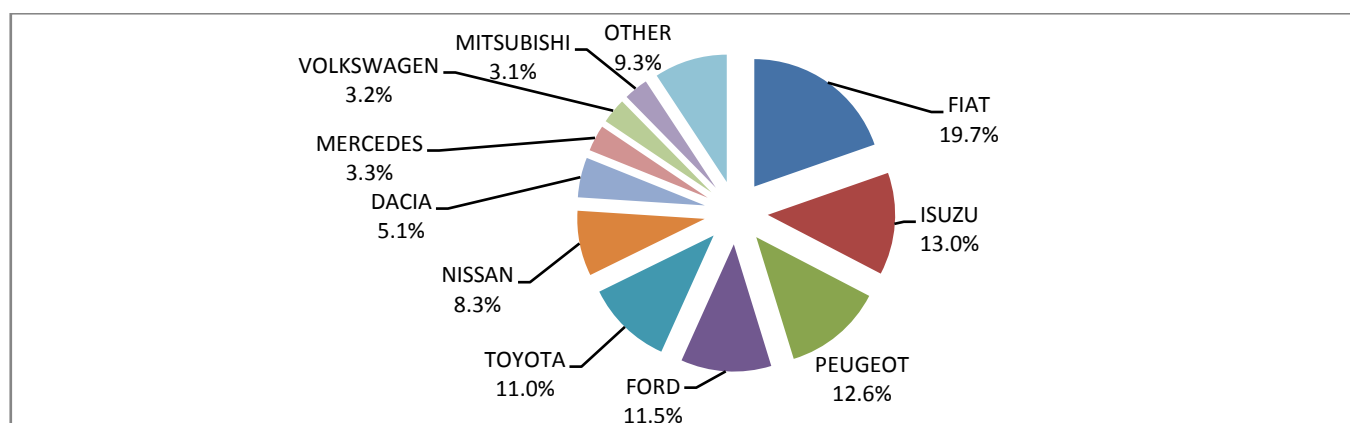
**Table 5 (cont)**  
**Sales of new and used lorries by make: August 2019 and January - August 2019**

Make	Lorries			
	August		January - August	
	new	used	new	used
OPEL	6	54	147	569
PEUGEOT	102	36	609	369
PEUGEOT, CITROEN	7	-	64	-
PFAU	-	-	-	3
PIAGGIO	7	3	41	23
PIAGGIO / ΥΠΕΡΚΑΤΑΣΚΕΥΕΣ <sup>1</sup>	-	-	3	-
RENAULT	17	88	148	771
ROSSI, OLEODINA	-	-	2	-
SAVIEM	-	-	-	1
SCANIA	-	30	14	342
SCANIA / ΥΠΕΡΚΑΤΑΣΚΕΥΕΣ <sup>1</sup>	-	-	4	-
SCODA	-	-	-	1
SEAT	-	-	-	6
SKODA	-	3	-	39
SSANGYONG	1	-	1	5
STEYER	-	-	-	2
SUZUKI	-	-	-	5
TATA	-	-	-	1
TERBERG	-	-	-	1
TOYOTA	89	46	804	552
TRASFORM-CAR S.N.C	-	-	1	-
UAZ	-	-	-	1
VOLKSWAGEN	26	88	297	769
VOLKSWAGEN / ΥΠΕΡΚΑΤΑΣΚΕΥΕΣ <sup>1</sup>	-	-	1	-
VOLVO	-	63	16	671
VOLVO / ΥΠΕΡΚΑΤΑΣΚΕΥΕΣ <sup>1</sup>	-	-	12	2
WILLYS	-	1	-	1
<b>TOTAL</b>	<b>809</b>	<b>1,381</b>	<b>5,757</b>	<b>13,875</b>

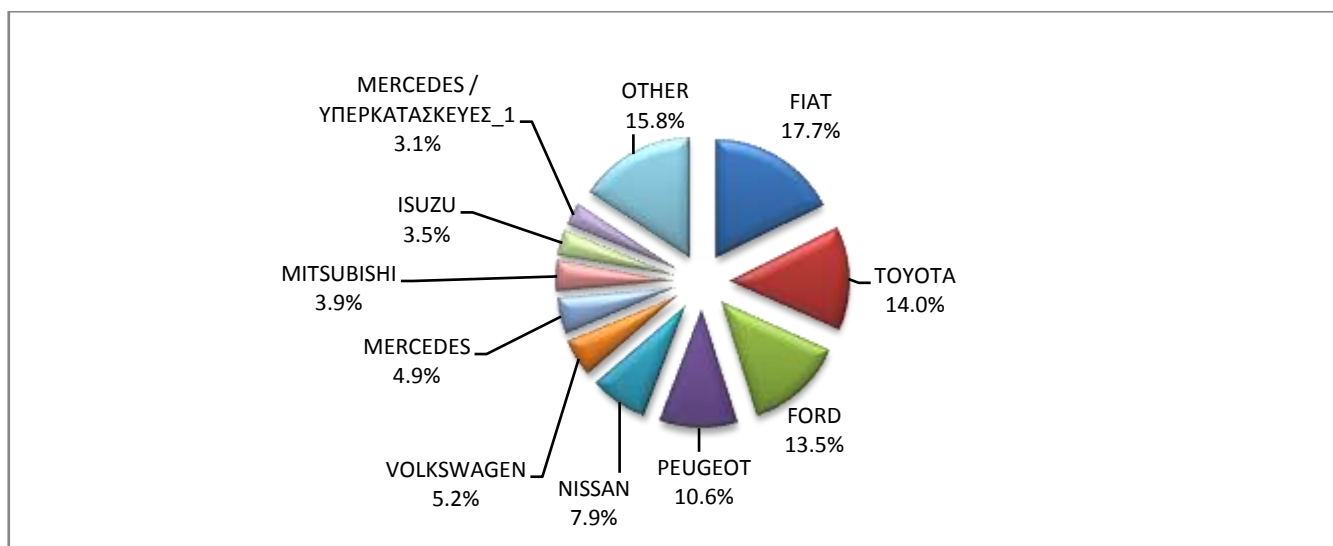
1 : With 2<sup>nd</sup>/3<sup>rd</sup> stage manufacturer in Greece.

2 : With 2<sup>nd</sup>/3<sup>rd</sup> stage manufacturer abroad.

**Graph 10. Sales of new lorries by make (August 2019)**



**Graph 11. Sales of new lorries by make (January - August 2019)**



**Table 6  
Sales of new and used buses by make: August 2019 and January - August 2019**

Make	Buses			
	August		January - August	
	new	used	new	used
BMC	-	-	-	1
BOVA	-	7	-	77
CITROEN	-	-	-	1
DAF	-	-	-	4
EVOBUS	-	2	-	7
FIAT	-	2	1	5
FIAT / ΥΠΕΡΚΑΤΑΣΚΕΥΕΣ <sup>2</sup>	2	-	12	-
FIAT IVECO	-	-	-	3
FORD	-	2	2	20
GULERYUZ	-	-	-	1
HYUNDAI	-	-	-	1
IRISBUS	-	-	-	2
IRIZAR	-	-	3	-
ISUZU	-	1	9	3
ISUZU, ANADOLU ISUZU, TURKUAZ, TURQUOISE, AIOS	-	-	7	-
ISUZU, ANADOLU ISUZU, AIOS, AOS, TURKUAZ, TURQUOISE, GLOBUS	-	-	4	-
IVECO	-	-	1	8
IVECO / ΥΠΕΡΚΑΤΑΣΚΕΥΕΣ <sup>1</sup>	-	-	1	-
JONCKHEERE	-	-	-	1
MAN	-	5	30	77
MAN/NEOPLAN	-	3	-	6
MERCEDES	-	37	33	508
MERCEDES / ΥΠΕΡΚΑΤΑΣΚΕΥΕΣ <sup>1</sup>	3	0	68	1
MERCEDES / ΥΠΕΡΚΑΤΑΣΚΕΥΕΣ <sup>2</sup>	-	-	39	1
NEOPLAN	-	1	37	20
OPEL	-	-	12	-
OTOKAR	-	-	-	5
PACIFIC	-	-	-	1

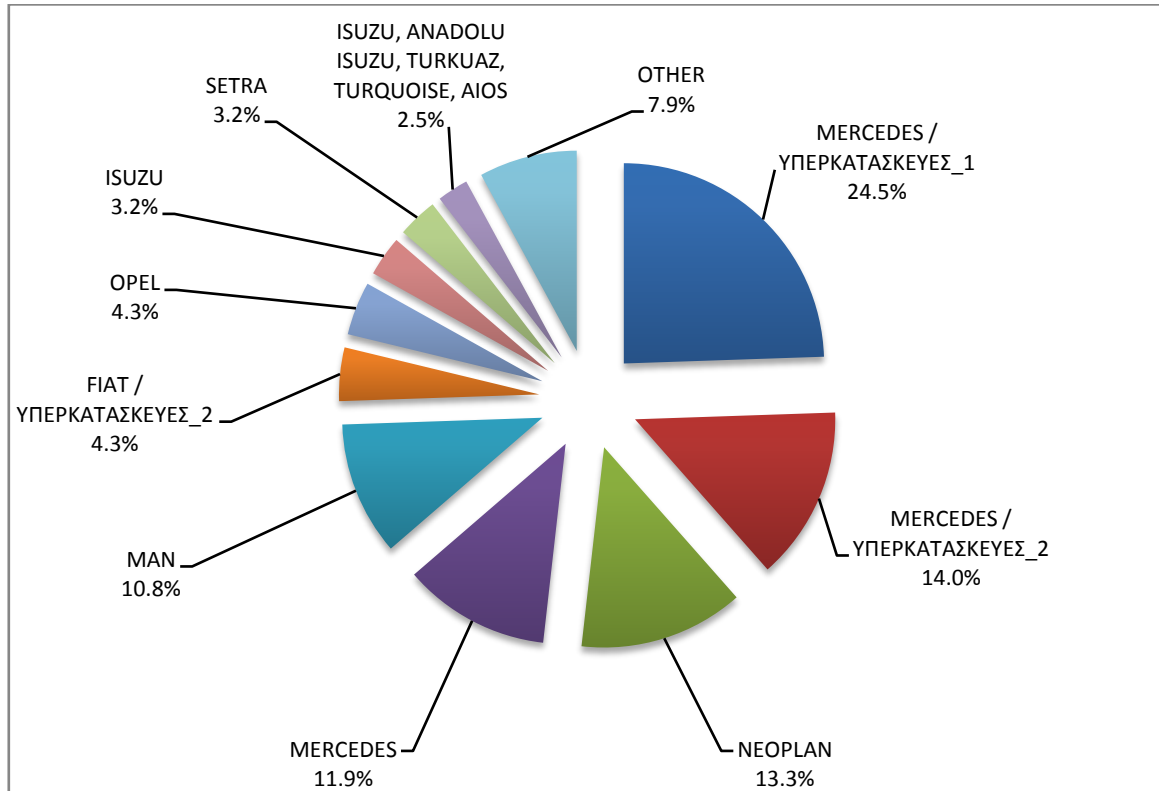
**Table 6 (cont)**  
**Sales of new and used buses by make: August 2019 and January - August 2019**

Make	Buses			
	August		January - August	
	new	used	new	used
RENAULT	-	-	-	3
SAAB	-	-	-	1
SCANIA	-	-	2	16
SCANIA / ΥΠΕΡΚΑΤΑΣΚΕΥΕΣ <sup>2</sup>	-	-	4	-
SETRA	1	3	9	56
TEMSA	-	3	3	30
UNVI	-	-	-	1
VAN HOOL	-	1	1	4
VOLKSWAGEN	-	-	-	16
VOLVO	-	-	-	12
XIAMEN KING LONG	-	-	-	5
<b>TOTAL</b>	<b>6</b>	<b>67</b>	<b>278</b>	<b>897</b>

1 : With 2nd/3rd stage manufacturer in Greece.

2 : With 2nd/3rd stage manufacturer abroad.

**Graph 12. Sales of new buses by make (January - August 2019)**



**Table 7**  
**Sales of new and used motorcycles by make or manufacturer: August and January - August 2019**

Make	Motorcycles			
	August		January - August	
	new	used	new	used
ACCESS	-	-	1	-
ADIVA	-	-	-	1
AEON MOTOR	-	-	1	-
APRILIA	1	6	29	70
ARIEL	-	-	-	1
AYO, HAOJIANG, ZHONGYU, THUMP, THUMPSTAR, KIDEN, ZONTES, Junak, SENKE, TANNY, TYAN, ROMET, ROMET MOTORS, ROUTER	-	-	9	-
BAJAJ	2	-	35	-
BASHAN, AMGroup, AMGroup Bike, DON, IRBIS, WORKER BEAR, Nomik ATV 2	2	-	30	2
BENELLI	24	-	246	3
BENZHO	-	2	-	2
BETA	1	-	25	2
BMW	38	13	532	109
BOMBARDIER RECREATIONAL PRODUCTS ING (BRP)	1	-	7	3
BRIXTON	5	-	46	-
C.P.I. MOTOR	-	-	-	1
CECTEK	-	-	1	-
CENNTRO, PLANTE	-	-	1	-
CFMOTO	3	-	134	2
CFMOTO, GOES	19	-	153	1
CG	-	-	2	-
CHANGZHOU KWANG	-	-	-	1
CHONGQING LIFAN	-	-	-	1
CLUB CAR, LLC	-	-	-	4
DAELIM	2	1	21	4
DAYANG	-	-	-	1
DAYANG, DAYTONA MOTORS, NIPPONIA, KUBA	21	-	405	2
DAYANG, DAYTONA MOTORS, NIPPONIA, SALCANO	244	-	2,121	6
DAYANG, ECOCREMO, ECOOTER, ECOOTOR, PINK, AGM, JCADI, Vmoto, TilGreen	-	-	1	-
DAYANG, NIPPONIA, TRUVA, DAYTONA	-	-	1	-
DEZHOU FULU VEHICLE	1	-	1	-
DIVINESTAR&MOON, GSMOON, QSTRONG	-	-	-	1
DONGFANGLONG, DFLONG, MBMOTO	1	-	1	-
DUCATI	5	1	111	32
EAGLE	-	-	2	-
EVA, EMBUGGY, VINTAGE, EVANGEL	2	1	24	1
FANTIC MOTOR	1	-	3	-
FOSTI, PEDAL MOTOR, SUMCO, ZNEN, BTC, BARTON MOTORS, COLIBRI, DIRECT BIKES, EUROCKA MOTORCYCL, ITALO, JUNAK, JM	-	1	-	1
GAS GAS	-	-	6	-
GILERA	-	-	-	7
GILERA, PIAGGIO	-	1	-	4
GOUPIL	1	-	3	-
GUANGZHOU DAYANG MOTOCYCLE	-	-	-	1
HANWAY, MASAI, JUNAK, Motorini, STMAX, ROMET, CLS, ROMET MOTORS, GEMINI, RIVERO	-	-	1	-
HAOJIAN, ZONTES, TAYO, Sharpon, IFINO, KIDEN, ZHONGYU, CUBTOM, DIYUN, NAMIN, TIM DERVI, VUKA, THUMP, RIPPER	-	-	11	-
HARLEY DAVIDSON	6	9	78	62
HEINKEL AG	-	-	-	1

Table 7(cont)

## Sales of new and used motorcycles by make or manufacturer: August and January - August 2019

Make	Motorcycles			
	August		January - August	
	new	used	new	used
HER CHEE, ADLY MOTO, MOTO ROMA	-	-	1	-
HESHAN GOUJI NANLIAN MOTORCYCLE INDUSTRY ORCAL, AJS, HERALD MOTOR COMPANY, MACBOR	1	-	1	-
HESHAN, GOUJI, NANLIAN, MOTORCYCLE INDUSTRY, ORCAL, AJS, HERALD MOTOR COMPANY,MACBOR,MOTOBI	-	-	1	-
HI-BIRD, KOAYENG, BELDERIA, OSMAN	-	-	-	1
HM	-	-	-	1
HONDA	316	59	2,857	503
HSUN, HISUN, APACHI, Mx, MASAI, HYTRACK, TRAPPER, PUMAREX, GEON, ASYAMOTOR, DAYTONA MOTORS, KRAL	5	-	202	-
HUONIAO, DH.HAOTIAN,MOTORINI, PEGASUS, MASH	2	-	2	-
HUSABERG	-	2	-	3
HUSQVARNA	2	-	19	1
HYOSUNG	-	1	1	1
HYOSUNG & S&T KANUNI	-	-	2	-
IANYING, TYM, XINBEN, TEYIN, RIYA,ONGYUNDA, SANBEN, ALFA, Senzo, La Souris, TCB, KENTOYA	4	-	18	-
INDIAN MOTORCYCLE	-	-	11	-
ITALCAR	-	-	2	-
JIAJUE, JOYRACE, MAXON, GINEVA MOTO, MONDIAL, UGUR, DERRACE, VIARELLI, Berini, MAGPOWER, ROMET MOTORS	-	-	2	-
JIANSHE	1	-	6	-
JIANSHE, GEMINI	-	-	1	-
JIAYUAN	-	-	25	-
JINLANG, ZUNDAPP, XHODNA, APGmoto, COLIBRI, RAZORY, VIARELLI, SUMCO, FLEX TECH, IVA, TNT moto	1	-	7	-
JINLANG,ZUNDAPP,XHODNA,APGmoto,COLIBRI,RAZORY,VIARELLI,SUMCO,FLEX TECH, IVA	-	-	1	-
JONWAY, SHENKE, HUIBANG	-	-	1	-
KAWASAKI	15	8	172	50
KEEWAY	1	-	1	-
KENOS	-	-	-	1
KLHMASAI	-	-	-	1
KTM	25	1	215	30
KWANG YANG	-	1	-	14
KYMCO	168	33	1,770	341
LAMBRETTA	-	-	14	-
LAVERDA	-	-	-	2
LIFAN, SKYGO, HONLEI, BISAN-LIFAN, TRUVA, SALCANO, YUKI, RAMZEY, BRANSON, SUMCO, NEMO, XPLOER, LEVO, ACONDA	-	-	2	-
Lingzhida, LINZDA, LINDN, LINYI, LONGMAO, NLIGHT	-	-	2	-
LINHAI, KUBA, ONLINE, LHY	6	-	80	-
LINHAI, LHY, KUBA, HYTRACK	-	-	6	-
LML	-	-	-	2
LONCIN	-	-	-	2
LONGJIA, ITALJET, ORCAL, BEELINE	-	-	8	1
LONGJIA, ITALJET, ORCAL, BEELINE, ROMET MOTORS, GEMINI, LEXMOTO, JAHANRO, VGA, DAYTONA MOTORS	1	-	24	-
LONGJIA, ORCAL, TNT MOTOR, BEELINE, VGA, ITALJET, GEMINI, lexmoto, Jahanro, italo, NECO	11	1	59	1
LVNENG	1	-	1	-

**Table 7 (cont)**  
**Sales of new and used motorcycles by make or manufacturer: August and January - August 2019**

Make	Motorcycles			
	August		January - August	
	new	used	new	used
MALAGUTI	-	2	-	14
MBK	17	1	44	17
MELEX	-	-	1	-
MG MOTO	7	-	24	-
MGK HM	208	1	1,715	5
MINSK, ZONGSHEN, IRIBIS, MONDIAL, LEXMOTO, JUNAK, HONLEY, OVERBIKES	-	-	3	-
MODENAS	-	-	-	7
MONDIAL, PELPI INTERNATIONAL	1	-	8	-
MOTO GUZZI	5	1	39	2
MOTO S.P.A	-	-	3	-
MV AGUSTA	-	-	4	1
NINGBO DONGFANG LINGYU	1	-	1	-
NIU, NUUV	-	-	22	-
PEUGEOT	28	-	143	17
PGO	-	-	2	-
PIAGGIO	564	52	4,806	372
PIONEER	-	-	-	1
POLARIS	14	-	95	4
QINGQI	-	-	4	-
QINGQI, CLEVELAND CYCLEWERKS ACE, CLEVELAND ACE, CLEVELAND CYCLEWERKS ACE DELUXE	2	-	8	-
QINGQI, KADIRGA	-	-	1	-
QINGQI, PIONEER, i-moto, SUPERBYKE, KENROD, QLINK,YUKI, SACHS-Bikes, DAYTONA	-	-	1	-
QINGQI, YUKI, KARCHER, DAYTONA, SINNIS, KREIDLER	-	-	1	-
QJ, QJIANG, KEEWAY, LEONE, KUBA, RKS, BENELLI, VENGO	2	-	29	1
QJ, QJIANG, KEEWAY, LEONE, KUBA, RKS, TELL, EMPIRE KEEWAY, BENELLI, VENGO	28	1	125	1
QJ, QJIANG, KEEWAY, LEONE, RKS, BENELLI, EMPIRE KEEWAY, KUBA	50	-	322	3
QJ, QJIANG, KEEWAY, LEONE, tell, KUBA, RKS, BENELLI, VENGO	4	-	69	-
QSTRONG	-	-	-	1
QUADDY	-	-	1	-
QUADRO, QUADRO VEHICLES	-	-	6	3
RAGE	-	-	-	1
REGARD, GOES, HIGHROADER, VOCH, FRISIAN MOTORS	-	-	1	-
RENLI	1	-	2	-
REVA	-	-	-	1
ROYAL ENFIELD	4	-	13	2
Royalloy,Royal Alloy,RA,SCOMADI,VALENTINO,VALENTINO MOTORI	1	-	19	-
SANYANG	-	2	-	12
SCUTUM, ETRIX, SILENCE	-	-	1	-
SHANYANG, ATLAS PANTHER, YAMAZUKI MOTO, MOTORKING, Hirlee, XB	2	-	31	1
SHARE'NGO, ZHIDOU	-	-	2	16
SHERCO	-	1	5	5
SHINERAY, MONDIAL, DAYTONA MOTORS, WK, ROMET MOTORS, MASH, M1NSK, WK BIKES	1	-	18	1
SKYTEAM, SACIN, METALCO, SOKUDO, BAZUKA, MINICO, MOTOS BORDOY, SUMCO	2	-	4	2
SKYTEAM, SACIN, METALCO, SOKUDO, BAZUKA, MINICO, MOTOS BORDOY, SUMCO, ROXON, CSR, MONKEY BIKES, FAZTEK	1	-	4	-

**Table 7 (cont)**  
**Sales of new and used motorcycles by make or manufacturer: August and January - August 2019**

Make	Motorcycles			
	August		January - August	
	new	used	new	used
SKYTEAM, SASIN, CSR, METALCO, SOKUDO, BAZUKA, MINICO, MOTOSBASI	-	-	10	1
STMAX, KINGDAY	-	-	1	-
SUZUKI	28	18	300	161
SWM	-	-	1	-
SYM	737	11	6,299	125
TAYO, HAOJIANG, ZHONGYU, THUMP, THUMPSTAR, KIDEN, ZONTES, Junak, SENKE, TANNY, TYAN, ROMET, ROMET MOTORS, ROUTER	4	-	36	-
TAYO, HAOJIANG, ZHONGYU, THUMP, THUMPSTAR, KIDEN, ZONTES, Junak, SENKE, TANNY, TYAN, ROMET	1	-	3	-
TAYO, HAOJIANG, ZHONGYU, THUMP, THUMPSTAR, KIDEN, ZONTES, Junak, SENKE, TANNY, TYAN, ROMET, ROMET MOTORS, ROUTER	24	-	275	-
TCB	-	-	1	-
TGB	-	1	-	2
TIANYING, RIYA, HONGYUNDA, TYM, HONLING	6	-	7	-
TIANYING, RIYA, HONGYUNDA, TYM, HONLING, TAMCO, ALISON, DMK MOTORS, WLIE, LEEWAY, WLXQ, AP Gmoto, ALFA	5	-	37	1
TIANYING, TYM, XINBEN, TEYIN, RIYA, HONGYUNDA, SANBEN, ALFA, Senzo, La Souris, TCB	4	-	14	-
TM RACING	-	-	1	1
TODAY SUNSHINE	-	-	2	-
TRIUMPH	8	3	102	14
TUK TUK FACTORY , Tuk Tuk Company, Tuk Tuk, Ecotuk, Eco-Tuk, Tuk-E, E-tuk, Tuxi, TTF, TTC, tripp, Sam-Lor	-	-	5	-
UM	-	-	-	1
VALENTI	-	-	-	1
VICTORY MOTORCYCLES DIVISION, POLARIS INDUSTRIES INC	-	-	-	2
VMOTO, E-MAX, FMC, JINYING, DAO, VENGO, TELL, SXT	-	-	3	-
WANGYE, SANBEN, UM, KENOS, SUPERBYKE, MDC, MISTRAL, STREET ELEGANCE, 4WMOTO, RIVERO, VIKERS, ZIPP, SANLI, GOWINN	1	-	6	-
WONJAN, SAMADA	-	-	2	-
XGJAO, ZIPP, TOROS, ROMET, ROMET MOTORS, ROUTER, VEEROAD, DAYTONA MOTORS, GEMINI, MH MOTORCYCLES, MTG MOTORS	9	-	100	1
XINGYUE, QSTRON	-	-	1	-
YAMAHA	404	70	2,638	594
YAMAHA, MBK	60	1	630	2
YINGANG, BENYI, ROMET MOTORS, YUKI, ROUTER, MOTORAN, DAYTONA MOTORS, M1NSK, HAMACHI, KUBA, MONDIAL	2	-	55	-
YINXIANG, KENBO	-	-	5	-
YINXIANG, MONDIAL, GEMINI, TCB	2	-	7	-
ZHONGNENG, ZNEN, AGM, AJS, YUKI, COLIBRI, EUROCKA, BTC, NOVA MOTORS, LEXMOTO, Actionbikes Motors	8	-	72	-
ZHONGNENG, ZNEN, AGM, AJS, YUKI, COLIBRI, EUROCKA, BTC, NOVA MOTORS, LEXMOTO	3	-	27	-
ZHONGNENG, ZNEN, DADO, DIRECT BIKES, GOWINN, VIVACOX, NECO, AGM, LEE, ASYA	-	-	-	1
ZHONGNENG, ASYA	-	1	1	1
ZONGSHEN, ZIP STAR, Lexmoto, ICONE, VORTEX, M1NSK, MACBOR, MONDIAL, ROMET MOTORS	-	-	8	-
ZONGSHEN, ZIP STAR, ZEALSUN, KENTOYA, MOTOROMA, PRONAR, KEEWAY, MOTOVELO, ASYA	-	-	7	1
ZONGSHEN, ZIP STAR, ZEALSUN, RYMCO	1	-	15	-

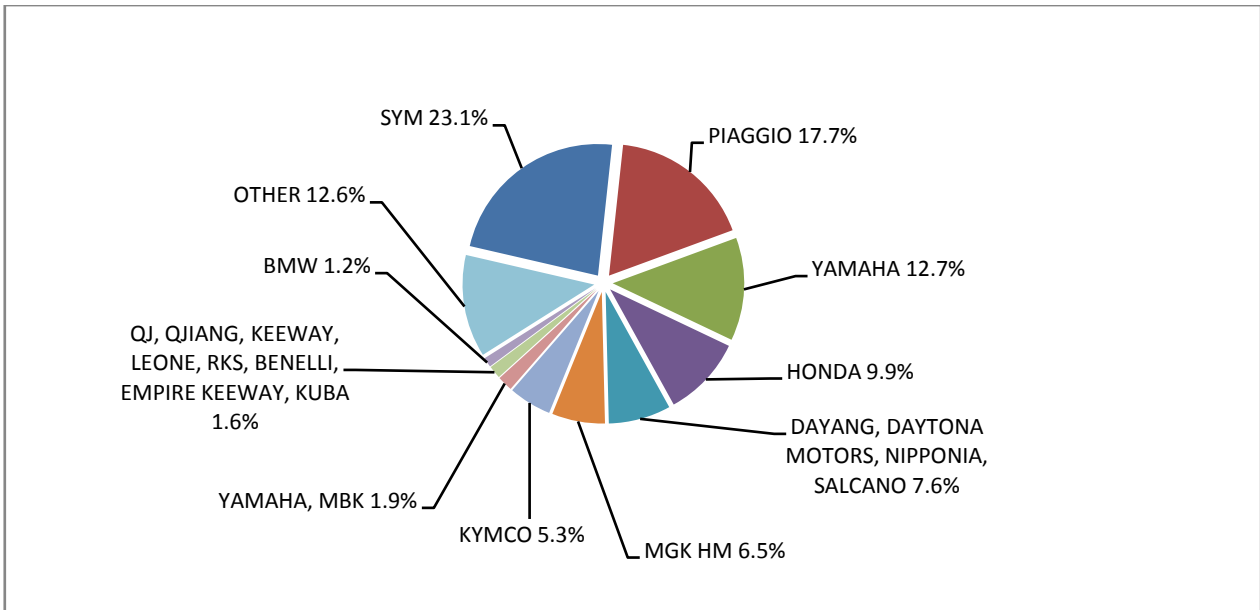


**Table 7 (cont)**

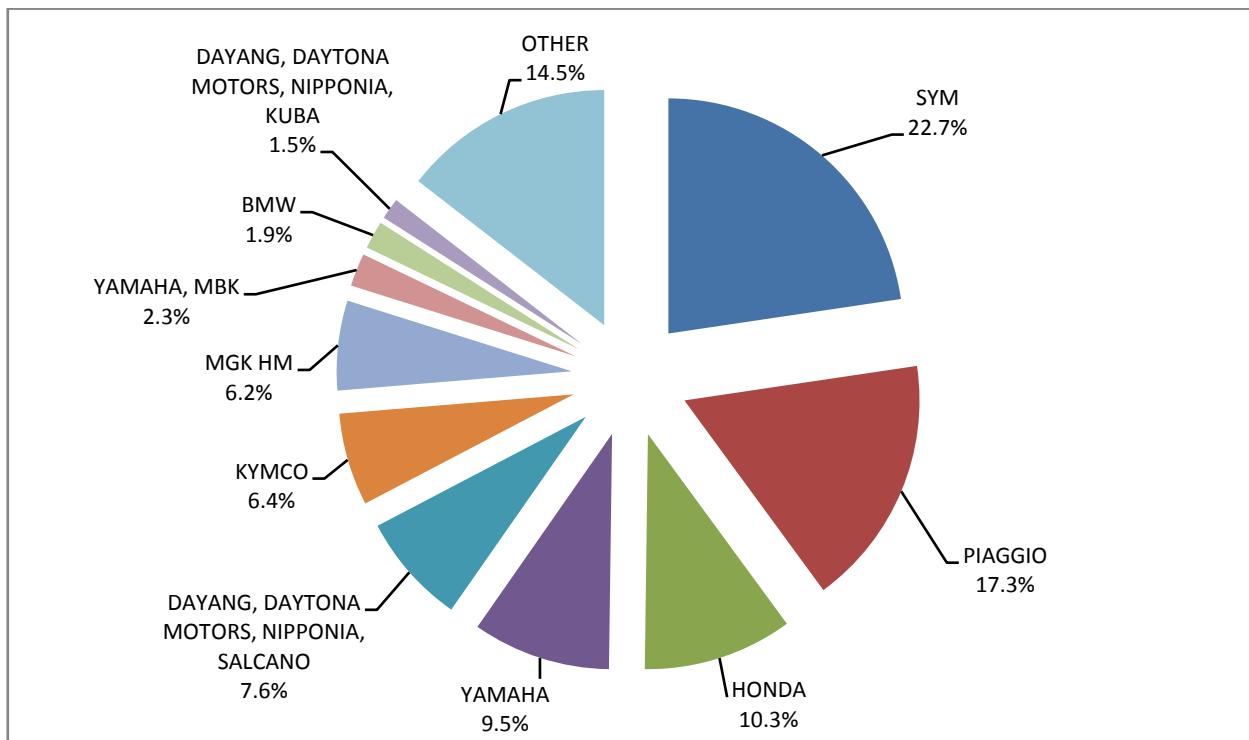
**Sales of new and used motorcycles by make or manufacturer: August and January - August 2019**

Make	Motorcycles			
	August		January - August	
	new	used	new	used
ZONGSHEN, ZIPSTAR, ICONE, JUNAK, Lexmoto, MH Motorcycles, MINSK, MONDIAL, ROMET MOTORS, SINNIS	-	-	3	1
<b>TOTAL</b>	<b>3,190</b>	<b>307</b>	<b>27,807</b>	<b>2,681</b>

**Graph 13. Sales of new motorcycles (August 2019)**



**Graph 14. Sales of new motorcycles (January - August 2019)**



## EXPLANATORY NOTES

<b>Survey on the issuing of new road motor vehicle circulation licenses</b>	The survey on the issuing of new motor vehicle circulation licenses is a census survey. The released data give information, at country level, on the brand and type of the motor vehicle, as well as whether it is new or used. The survey does not include vehicles that move on rails, trolley busses, agricultural tractors and machinery. In addition, the following are excluded: all motor vehicles of the Armed Forces, Police, Fire Brigade, State Services, Diplomatic Corps, Foreign Missions, and Invalids of Wars, as well as motorcycles with a cylinder capacity less than 50 cc.
<b>Legal basis</b>	Law 3832/2010
<b>Reference Period</b>	August 2019
<b>Coverage</b>	The production of monthly data is based on the registers held by the Ministry of Infrastructure, Transport and Networks, which records all the monthly changes observed in the vehicle registration licenses at country level.
<b>Definitions</b>	<p><b>Road motor vehicle</b> is any vehicle that, irrespective of the number of wheels, is moved by an engine and is designed to transport persons or cargo or both of them, either they are on the same single vehicle or on a trailer carried by the main motor vehicle.</p> <p><b>New</b> road motor vehicle is any motor vehicle that is registered for the first time in Greece during the reference month and has not been put into circulation in any other country.</p> <p><b>Used</b> motor vehicle is any motor vehicle that is registered for the first time in Greece and has been imported as a used one from abroad</p> <p><b>Passenger motor vehicle:</b> it is a motor vehicle designed to carry mostly people, having no more than 9 seats, including the driver's seat.</p> <p><b>Bus:</b> it is a motor vehicle, which is designed to carry mostly people, having more than 10 seats, including the driver's seat. In the corresponding tables of this Press Release, this category also includes articulated buses.</p> <p><b>Lorry:</b> it is motor vehicle designed to carry mostly cargo. In the corresponding tables of this Press Release, this category also includes tractors, tow trucks, articulated tractors, and trucks with trailers.</p> <p><b>Motorcycle:</b> any two-wheeled motor vehicle, with or without sidecar, with maximum authorized design speed over 45 km/h, or in case it is powered by a combustion engine, with a cylinder capacity of 50 cc or over. In the corresponding tables of this Press Release, this category also includes the three-wheeled motor vehicles – motor tricycles.</p> <p><b>Tricycle motor vehicle:</b> it is a motor vehicle with three symmetrical wheels with maximum authorized design speed over 45 km/h, or in case it is powered by a combustion engine, with a cylinder capacity over the 50 cc. This category also includes four-wheel vehicles, except the light four-wheel motorcycles, whose empty vehicle tare (excluding the weight of the fuel or mixture of fuel-oil or the weight of the batteries for electric cars) is up to 400 kg in the case the vehicle is designed for passenger use or up to 550 kg in case the vehicle is designed to carry cargo and whose engine is up to 15KW.</p>
<b>Methodology</b>	Exhaustive Survey. The primary data derive from the Ministry of Infrastructure, Transport and Networks and are based on the issuing of new circulation licenses as they are registered by the Regional Offices for Transport and Communications.
<b>References</b>	More information (graphs, tables) concerning the survey on the issuing of new motor vehicle circulation licenses are available on the webpage of ELSTAT, <a href="http://www.statistics.gr">www.statistics.gr</a> , under the link <a href="http://www.statistics.gr/en/statistics/-/publication/SME24/">http://www.statistics.gr/en/statistics/-/publication/SME24/</a>