



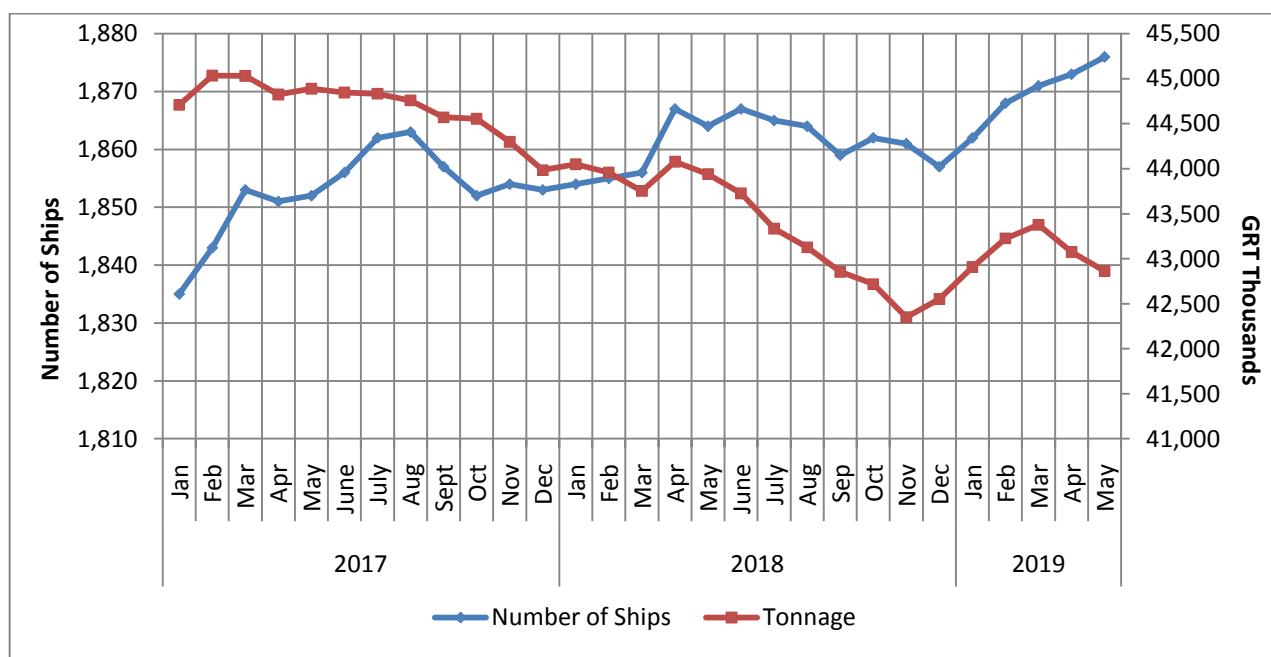
PRESS RELEASE

GREEK MERCHANT FLEET: May 2019 (Provisional data)

The Hellenic Statistical Authority (ELSTAT) announces data on the Greek Merchant Fleet (for vessels of 100 GRT¹) for May 2019. Particularly:

- The Greek Merchant Fleet increased by 0.9% in May 2019 compared with May 2018. An increase of 0.5% was also recorded in May 2018 compared with May 2017 (Table 1).
- The gross tonnage of the Greek Merchant Fleet, for vessels of 100 GRT and over, recorded a decrease of 2.4% in May 2019 compared with May 2018. A decrease of 2.1% was also recorded in May 2018 compared with May 2017 (Table 1).

Graph 1: Greek Merchant ships of 100 GRT and over: January 2017 – May 2019



Information:

Division of Statistics on Trade and Services

Section of Shipping Statistics

Papandreou Konstantinos

Tel : +30 213 135 2187

Fax: +30 213 135 2398

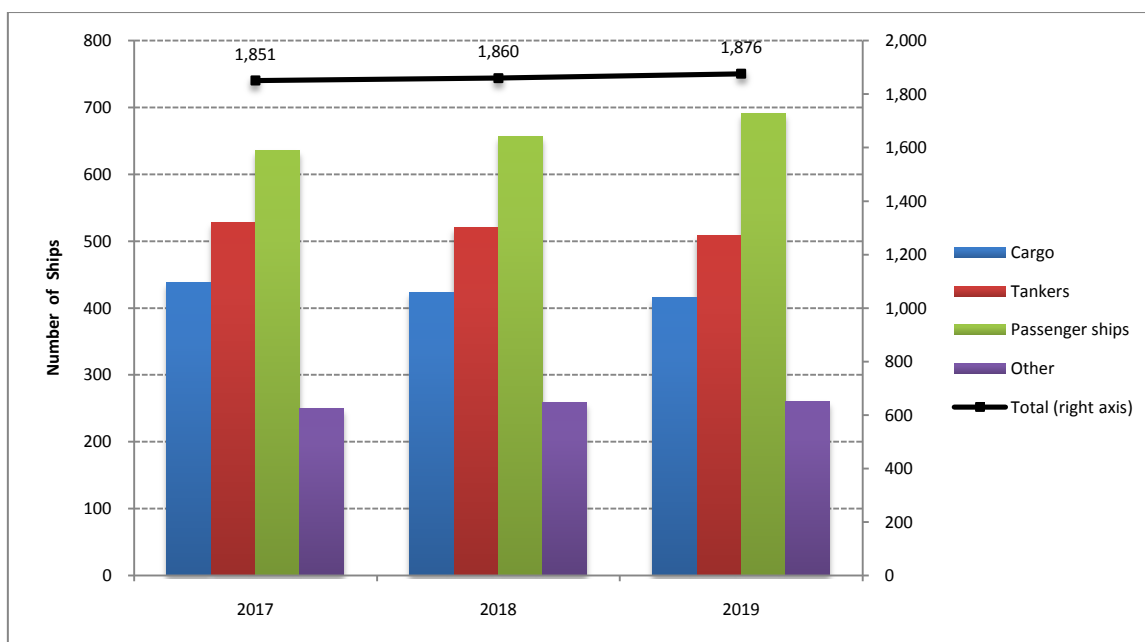
email: k.papandreou@statistics.gr

¹ GRT: Gross Tonnage

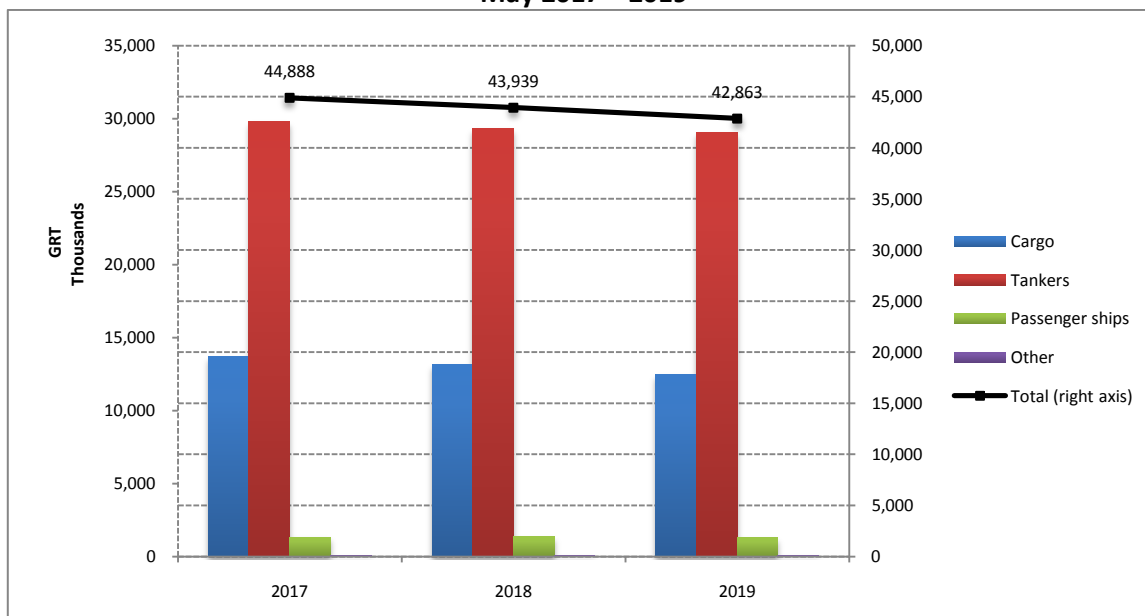
**Table 1. Number and tonnage of Greek Merchant ships of 100 GRT and over, by types of ships.
May 2017 – 2019**

May										
Types of ships	2017		2018		Change % 2018/2017		2019		Change % 2019/2018	
	Number of Ships	Tonnage (GRT)	Number of Ships	Tonnage (GRT)	Number of Ships	Tonnage (GRT)	Number of Ships	Tonnage (GRT)	Number of Ships	Tonnage (GRT)
Cargo	438	13,688,306	423	13,165,131	-3.4%	-3.8%	416	12,458,120	-1.7%	-5.4%
Tankers	528	29,773,624	521	29,340,557	-1.3%	-1.5%	509	29,020,402	-2.3%	-1.1%
Passenger ships	636	1,339,209	657	1,342,022	3.3%	0.2%	691	1,294,045	5.2%	-3.6%
Other	249	87,062	259	91,552	4.0%	5.2%	260	90,316	0.4%	-1.4%
Total:	1,851	44,888,201	1,860	43,939,262	0.5%	-2.1%	1,876	42,862,883	0.9%	-2.4%

**Graph 2a: Number of Greek Merchant ships of 100 GRT and over, by types of ships.
May 2017 – 2019**



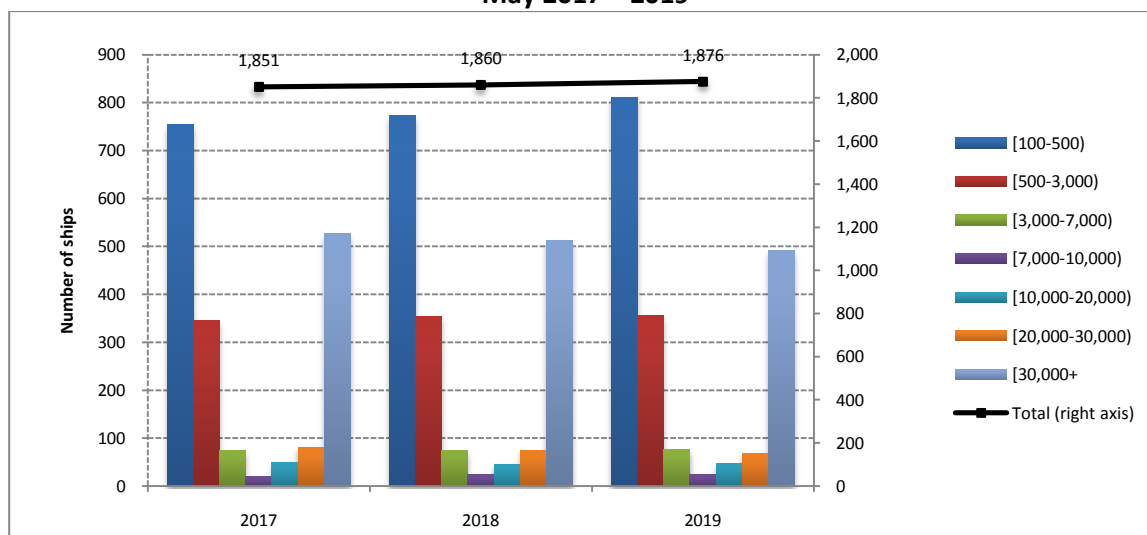
**Graph 2b: Tonnage of Greek Merchant Ships of 100 GRT and over, by types of ships.
May 2017 – 2019**



**Table 2. Distribution of the Greek Merchant ships of 100 GRT and over, by tonnage groups.
May 2017 – 2019**

May										
Tonnage Groups	2017		2018		Change % 2018/2017		2019		Change % 2019/2018	
	Number of Ships	Tonnage (GRT)	Number of Ships	Tonnage (GRT)	Number of Ships	Tonnage (GRT)	Number of Ships	Tonnage (GRT)	Number of Ships	Tonnage (GRT)
[100-500)	754	191,371	773	193,557	2.5%	1.1%	812	201,363	5.0%	4.0%
[500-3.000)	346	428,779	355	435,815	2.6%	1.6%	356	439,316	0.3%	0.8%
[3.000-7.000)	74	325,661	75	334,417	1.4%	2.7%	76	339,215	1.3%	1.4%
[7.000-10.000)	21	178,711	24	204,176	14.3%	14.2%	24	204,176	0.0%	0.0%
[10.000-20.000)	49	725,149	46	674,985	-6.1%	-6.9%	48	707,015	4.3%	4.7%
[20.000-30.000)	80	2,132,571	74	1,952,094	-7.5%	-8.5%	68	1,795,562	-8.1%	-8.0%
[30.000+	527	40,905,959	513	40,144,218	-2.7%	-1.9%	492	39,176,236	-4.1%	-2.4%
Total:	1,851	44,888,201	1,860	43,939,262	0.5%	-2.1%	1,876	42,862,883	0.9%	-2.4%

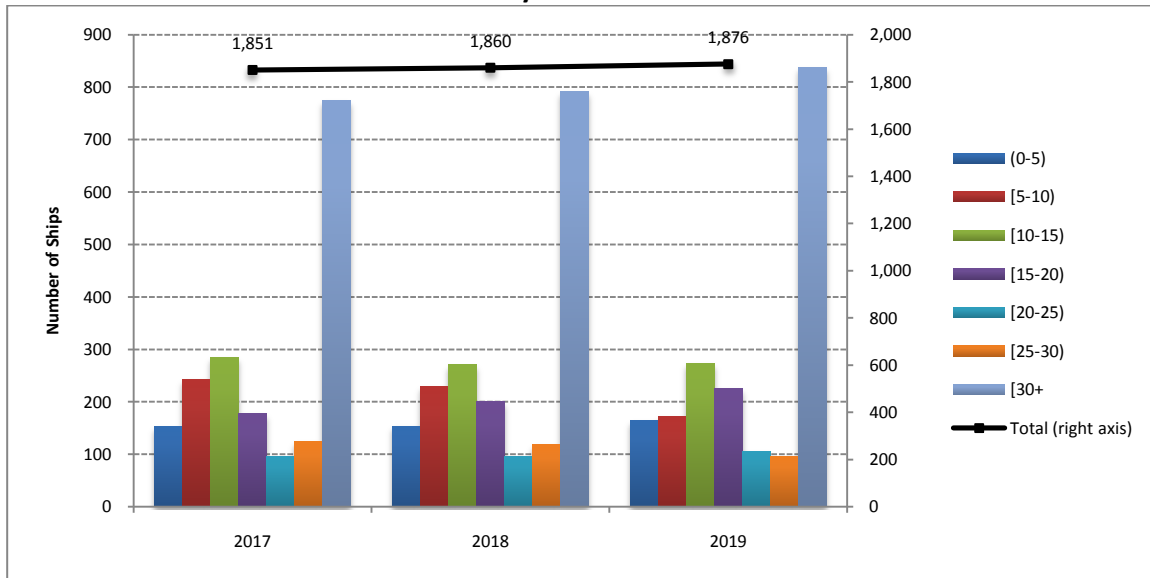
**Graph 3: Distribution of Greek Merchant ships of 100 GRT and over, by tonnage groups.
May 2017 – 2019**



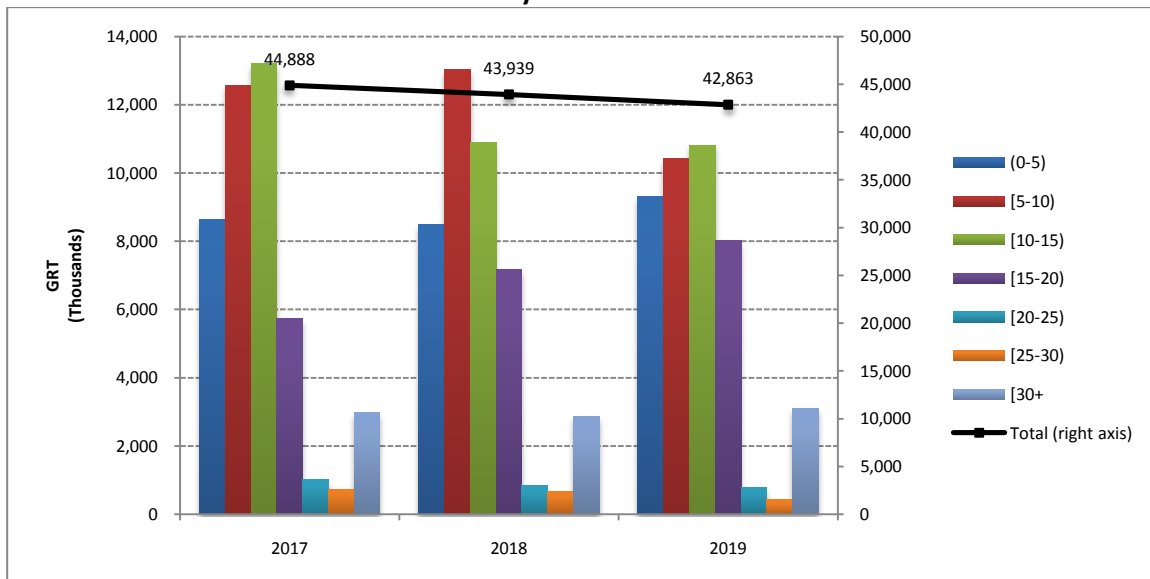
**Table 3. Distribution of Greek Merchant ships of 100 GRT and over, by age groups.
May 2017 – 2019**

May										
Age Groups	2017		2018		Change % 2018/2017		2019		Change % 2019/2018	
	Number of Ships	Tonnage (GRT)	Number of Ships	Tonnage (GRT)	Number of Ships	Tonnage (GRT)	Number of Ships	Tonnage (GRT)	Number of Ships	Tonnage (GRT)
(0-5)	153	8,633,701	154	8,479,954	0.7%	-1.8%	164	9,300,716	6.5%	9.7%
[5-10)	242	12,574,419	230	13,028,913	-5.0%	3.6%	172	10,422,323	-25.2%	-20.0%
[10-15)	285	13,220,214	271	10,897,749	-4.9%	-17.6%	274	10,813,627	1.1%	-0.8%
[15-20)	177	5,736,691	200	7,173,275	13.0%	25.0%	226	8,011,620	13.0%	11.7%
[20-25)	96	1,005,007	95	833,562	-1.0%	-17.1%	106	792,713	11.6%	-4.9%
[25-30)	124	738,688	118	657,201	-4.8%	-11.0%	96	425,604	-18.6%	-35.2%
[30+)	774	2,979,481	792	2,868,608	2.3%	-3.7%	838	3,096,280	5.8%	7.9%
Total:	1,851	44,888,201	1,860	43,939,262	0.5%	-2.1%	1,876	42,862,883	0.9%	-2.4%

**Graph 4a: Distribution of Greek Merchant ships 100 GRT and over, by age groups.
May 2017 – 2019**



**Graph 4b: Tonnage of Greek Merchant ships of 100 GRT and over, by age groups.
May 2017 – 2019**



METHODOLOGICAL NOTES

Greek Merchant Fleet Survey	The Survey on the Greek Merchant Fleet is conducted on a monthly basis since 1964 without any major methodological changes ever since. The purpose of the survey is to fully record statistical data on the number and basic characteristics of the Greek merchant ships, thus depicting the evolution over the course of time of the Greek merchant fleet.
Legal Framework	The survey is conducted in compliance with the joint Ministerial Decision (No 6792/G-81/11-4-97), signed by the Minister of National Economy and the Minister of Mercantile Marine.
Reference Period	The results of the survey refer to the end of May 2019.
Coverage	The survey covers all domestic Port Authorities, as well as Greek Consular Port Authorities abroad, which keep ship registers. These Authorities have to send a report on a monthly basis to the Hellenic Statistical Authority (ELSTAT), pertaining to the changes in the Greek merchant ships registered in their ship registers.
Definitions	<p>Merchant ship: Seagoing self-propelled vessel, at least of 10 GRT, designed for the carriage of goods, transport of passengers, for fishing, towing or specially fitted out for other commercial maritime activities.</p> <p>Greek merchant fleet: The total number of the merchant ships registered in Greece, which belong to natural or legal persons residing on the Greek territory. The Greek flag carried by these ships means that all their maritime activities (subsidies for ship building, cargo limitations and other tax provisions) are governed by commercial and economic rules which are laid down by the respective Greek authorities.</p> <p>Gross Register Tonnage (GRT): Refers to the spaces within the hull and of the enclosed spaces above the deck which are available for carrying goods, food, passengers and crew. GRT is equal to the volume of 100 cubic feet or 2.83 m³.</p> <p>Net Register Tonnage (NRT): It is derived from the gross tonnage by deducting allowances in respect of spaces used for the crew, navigating and propelling machinery, fuel and water ballasts, and other spaces not used for passengers or cargo.</p> <p>Age of ship: indicated by the year of original construction of the hull or that of the hull containing the engine room.</p>
Methodology	<p>It is an exhaustive survey conducted by all domestic Port Authorities and Greek Consular Port Authorities abroad, which report to ELSTAT, on a monthly basis, on changes in the ships pertaining to: a) new registrations of ships in the ship registers, b) change in the name of a ship, c) change of ownership, d) transfers to or from a different port, e) deletion of a ship from a ship a register, f) final measurement – remeasurement of ships, g) replacement of the ship’s engine.</p> <p>All these data, after being dully processed, are used to update, through a specially designed software application, the Official Register of Greek Merchant Ships. This Register is used for the production of monthly and annual statistical results.</p>
References	Further information (tables, charts) concerning the Survey on the Greek Merchant Fleet can be found on the webpage of ELSTAT (www.statistics.gr), under the link: << Industry, Trade, Services, Transport > Transport >Shipping > Greek Merchant Fleet of 100 GRT and over>>