



## PRESS RELEASE

### ISSUING OF MOTOR VEHICLE LICENSES: JUNE 2019

The Hellenic Statistical Authority announces that in June 2019, 21,464 road motor cars (both new and used from abroad) were put into circulation for the first time, recording a 4.9% increase compared with the corresponding month of 2018 when the number of road motor cars was 20,469. In June 2018, a 28.4% increase had been observed in comparison with the corresponding month of 2017 (Table 1, Graphs 1,2,3,5). A total number of 13,980 new cars were put into circulation in June 2019 compared with 13,168 in June 2018, recording a 6.2% increase.

The new motorcycles over 50cc (both new and used from abroad) that were put into circulation for the first time in June 2019 amounted to 5,471, against 5,301 in 2018, thus recording a 3.2% increase. In June 2018, a 25.1% increase had been observed in comparison with the corresponding month of 2017 (Table 1, Graph 4). Out of the above motorcycles 5,041 were new, while the corresponding figure in June 2018 was 4,849, recording a 4.0% increase.

During the period January - June 2019, 118,525 road motor cars (both new and used from abroad) were put into circulation for the first time, representing an increase of 8.8% compared to the corresponding period of 2018 when the number of road motor cars was 108,957. During the period January - June 2018 an increase of 28.8% had been observed in comparison with the corresponding period of 2017 (Table 3, Graphs 6,7). Out of the above number of road motor cars that were put into circulation, from January to June 2019, 70,006 were new, while the corresponding number during the respective period of 2018 was 66,108, recording an increase of 5.9%.

During the period January - June 2019 the circulation of new motorcycles over 50cc (both new and used from abroad) amounted to 20,912 against 19,235 in 2018, thus representing an 8.7% increase. An increase of 21.3% had been observed during the period January - June 2018 in comparison with the corresponding period of 2017 (Table 3, Graphs 6,7). A total number of 18,959 new motorcycles were put into circulation, from January to June 2019, compared with 17,404 during the corresponding period of 2018, recording a 8.9% increase.

#### **Information:**

*Trade and Services Statistics Division*

*Transport, Communications and Mass Media Section*

Konstantinos Menexes

Tel: +30 213 135 2500

FAX: +30 213 135 2496

E-mail : k.menexes@statistics.gr

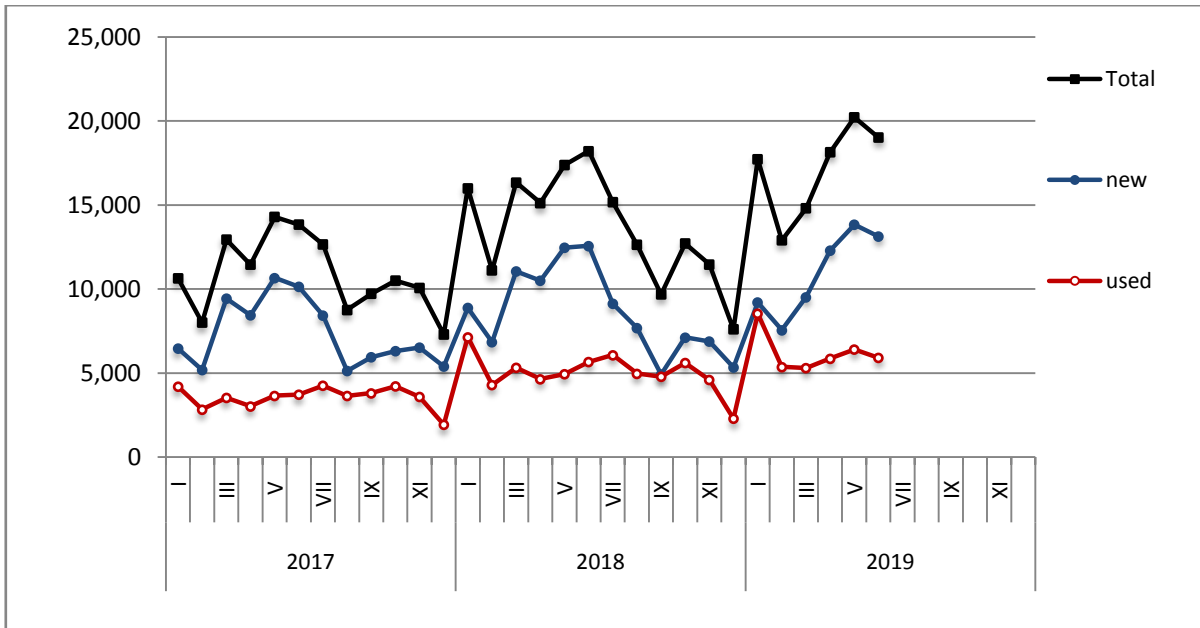
Table 1. Road motor vehicles, both new and used, put into circulation for the first time in Greece: June 2017 - 2019

Category of Road Motor Vehicles	June									Change (%)					
	2017			2018			2019			2018/2017			2019/2018		
	Total	New	Used	Total	New	Used	Total	New	Used	Total	New	Used	Total	New	Used
<b>Greece, total</b>															
Road Motor Vehicles, total	20,181	14,735	5,446	25,770	18,017	7,753	26,935	19,021	7,914	27.7%	22.3%	42.4%	4.5%	5.6%	2.1%
1. Road motor cars	15,945	10,809	5,136	20,469	13,168	7,301	21,464	13,980	7,484	28.4%	21.8%	42.2%	4.9%	6.2%	2.5%
Passenger Cars	13,841	10,136	3,705	18,219	12,566	5,653	19,028	13,131	5,897	31.6%	24.0%	52.6%	4.4%	4.5%	4.3%
Buses	88	15	73	136	18	118	136	46	90	54.5%	20.0%	61.6%	0.0%	155.6%	-23.7%
Lorries	2,016	658	1,358	2,114	584	1,530	2,300	803	1,497	4.9%	-11.2%	12.7%	8.8%	37.5%	-2.2%
2. Motorcycles > 50 cc	4,236	3,926	310	5,301	4,849	452	5,471	5,041	430	25.1%	23.5%	45.8%	3.2%	4.0%	-4.9%
<b>Prefecture of Attica</b>															
Road Motor Vehicles, total	10,393	8,688	1,705	12,779	10,234	2,545	14,047	11,587	2,460	23.0%	17.8%	49.3%	9.9%	13.2%	-3.3%
1. Road motor cars	8,845	7,181	1,664	10,876	8,390	2,486	11,887	9,499	2,388	23.0%	16.8%	49.4%	9.3%	13.2%	-3.9%
Passenger Cars	8,099	6,756	1,343	10,221	8,108	2,113	11,025	9,018	2,007	26.2%	20.0%	57.3%	7.9%	11.2%	-5.0%
Buses	27	5	22	40	2	38	59	31	28	48.1%	-60.0%	72.7%	47.5%	1450.0%	-26.3%
Lorries	719	420	299	615	280	335	803	450	353	-14.5%	-33.3%	12.0%	30.6%	60.7%	5.4%
2. Motorcycles > 50 cc	1,548	1,507	41	1,903	1,844	59	2,160	2,088	72	22.9%	22.4%	43.9%	13.5%	13.2%	22.0%

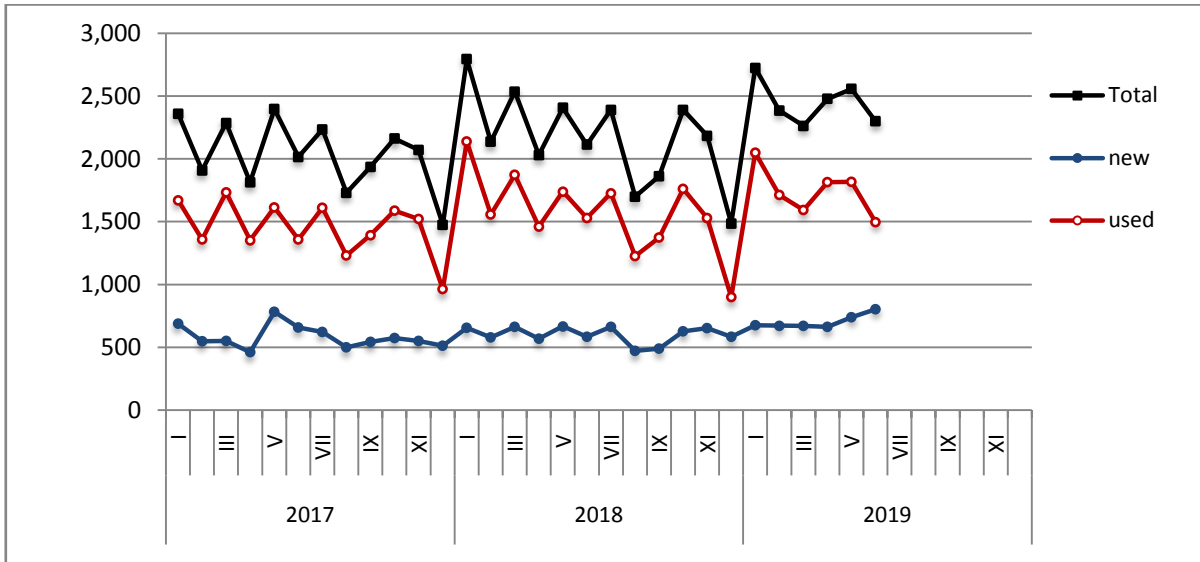
Table 2. Road motor vehicles, both new and used, put into circulation for the first time in Greece: July 2017 - June 2019

Category of Road Motor Vehicles	Average Jul. 2017 - Jun. 2018			Average Jul. 2018 - Jun. 2019			Change (%)		
							Average Jul. 2018 - Jun. 2019 / Average Jul. 2017 - Jun. 2018		
	Total	New	Used	Total	New	Used	Total	New	Used
<b>Greece, total</b>									
Road Motor Vehicles, total	17,926	11,589	6,337	19,907	12,464	7,443	11.1%	7.6%	17.5%
1. Road motor cars	15,006	8,932	6,074	16,700	9,553	7,147	11.3%	7.0%	17.7%
Passenger Cars	12,770	8,330	4,440	14,345	8,880	5,465	12.3%	6.6%	23.1%
Buses	100	17	83	129	31	98	29.0%	82.4%	18.1%
Lorries	2,136	585	1,551	2,226	642	1,584	4.2%	9.7%	2.1%
				0					
2. Motorcycles > 50 cc	2,920	2,657	263	3,207	2,911	296	9.8%	9.6%	12.5%

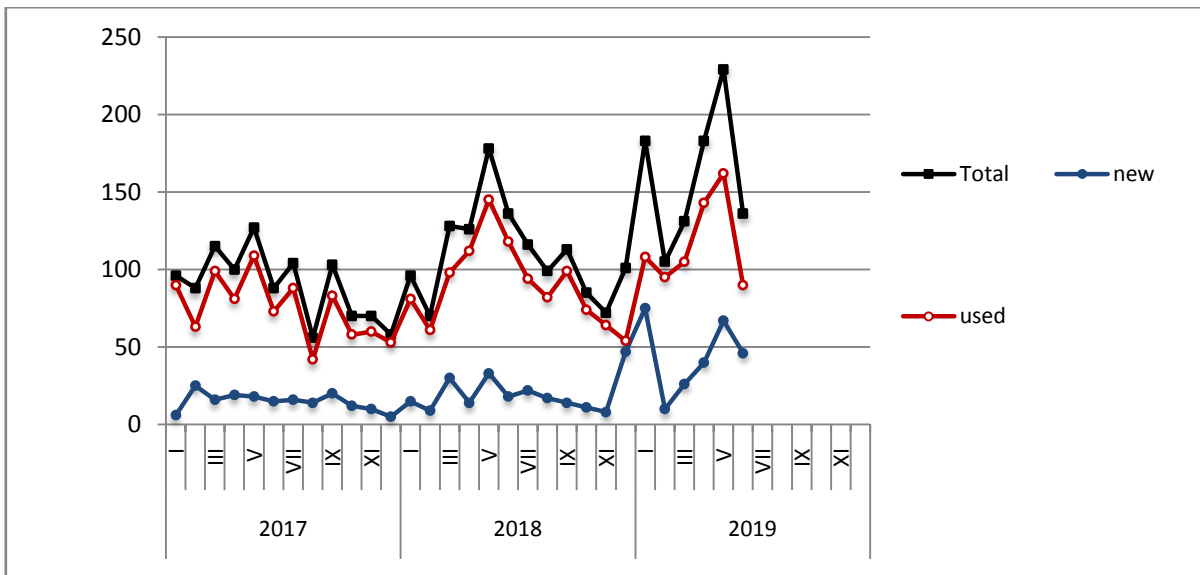
**Graph 1: Passenger Cars (January 2017 - June 2019)**



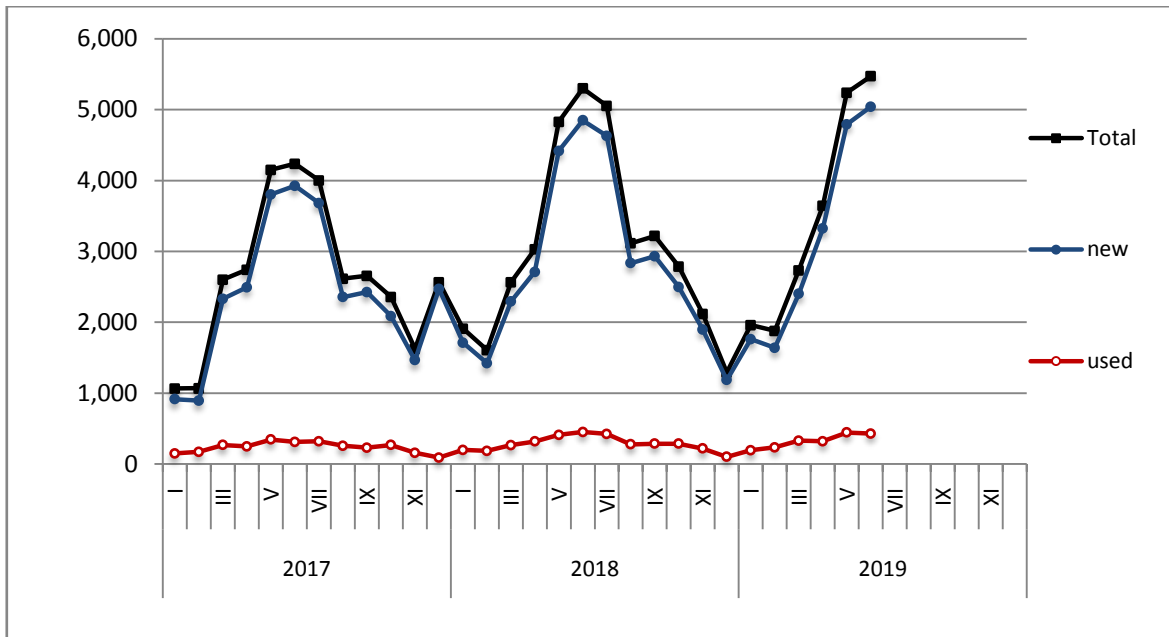
**Graph 2: Lorries ( January 2017 - June 2019)**



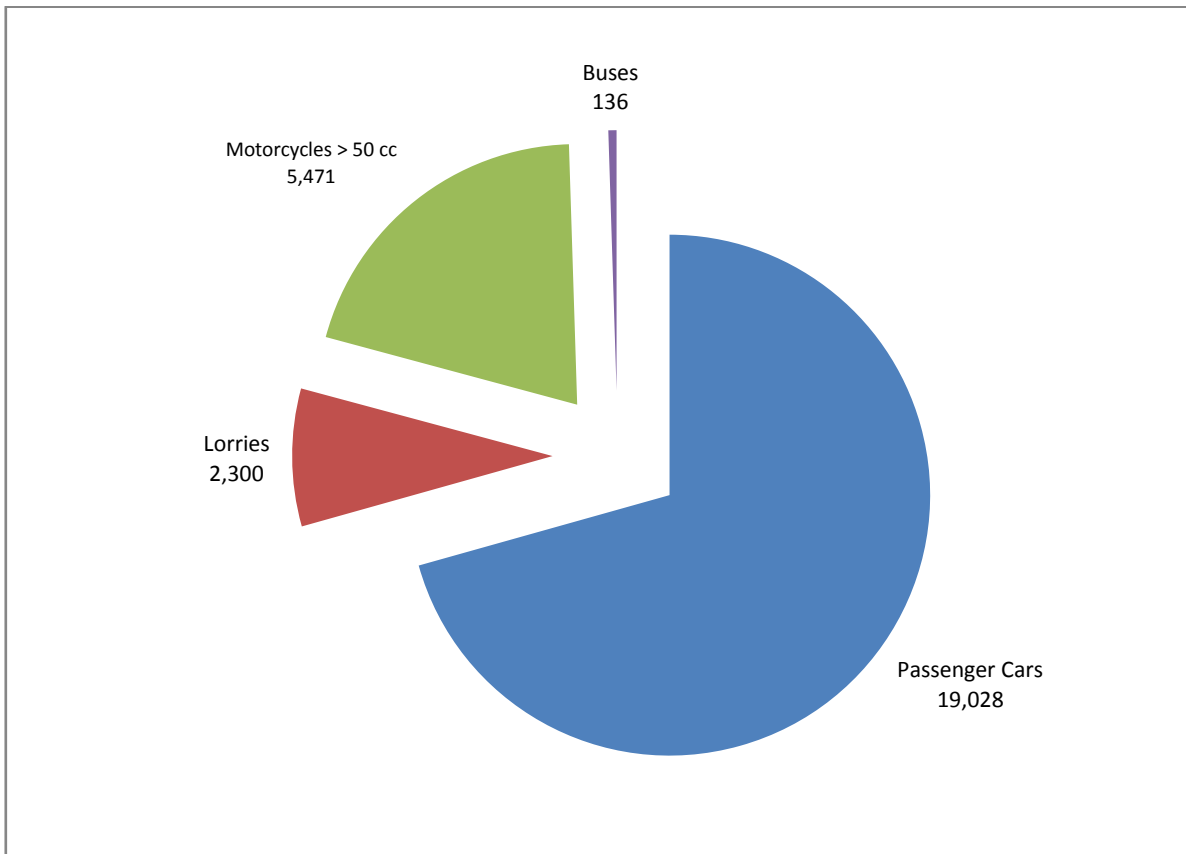
**Graph 3: Buses (January 2017 - June 2019)**



**Graph 4: Motorcycles (January 2017 - June 2019)**



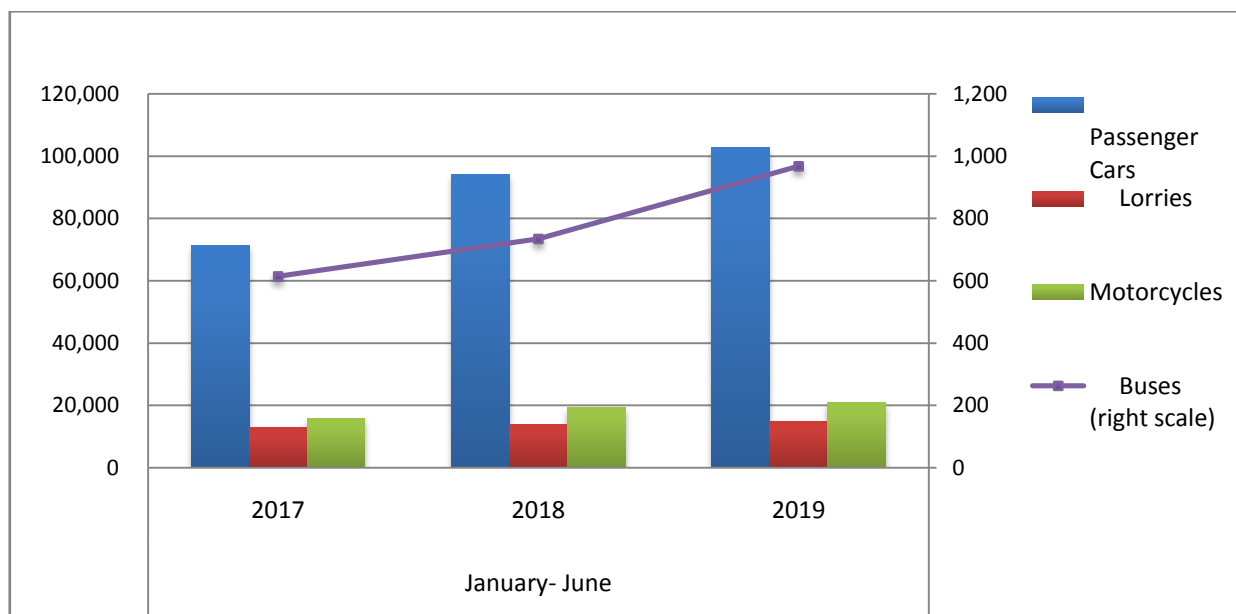
**Graph 5: New Registrations of Motor Vehicles (June 2019)**



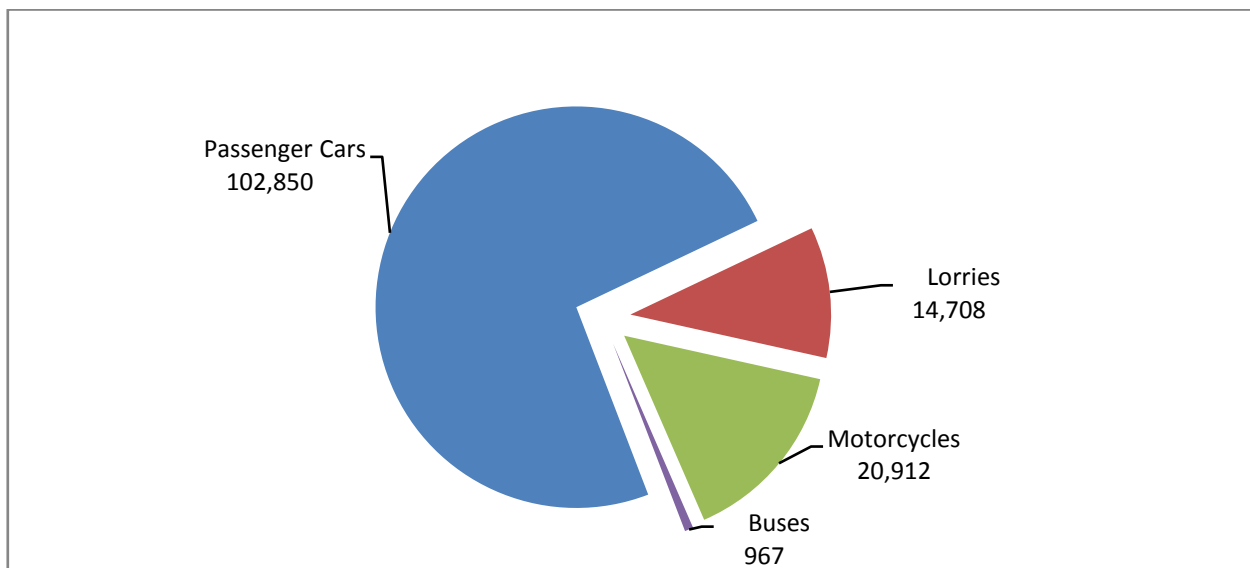
**Table 3. Road motor vehicles, both new and used, put into circulation for the first time in Greece: Jan. 2017 - Jun. 2019**

Category of Road Motor Vehicles	January- June									Change (%)					
	2017			2018			2019			2018/2017			2019/2018		
	Total	New	Used	Total	New	Used	Total	New	Used	Total	New	Used	Total	New	Used
<b>Greece, total</b>															
Road Motor Vehicles, total	100,444	68,471	31,973	128,192	83,512	44,680	139,437	88,965	50,472	27.6%	22.0%	39.7%	8.8%	6.5%	13.0%
1. Road motor cars	84,590	54,107	30,483	108,957	66,108	42,849	118,525	70,006	48,519	28.8%	22.2%	40.6%	8.8%	5.9%	13.2%
Passenger Cars	71,195	50,315	20,880	94,205	62,272	31,933	102,850	65,521	37,329	32.3%	23.8%	52.9%	9.2%	5.2%	16.9%
Buses	614	99	515	734	119	615	967	264	703	19.5%	20.2%	19.4%	31.7%	121.8%	14.3%
Lorries	12,781	3,693	9,088	14,018	3,717	10,301	14,708	4,221	10,487	9.7%	0.6%	13.3%	4.9%	13.6%	1.8%
2. Motorcycles > 50 cc	15,854	14,364	1,490	19,235	17,404	1,831	20,912	18,959	1,953	21.3%	21.2%	22.9%	8.7%	8.9%	6.7%
<b>Prefecture of Attica</b>															
Road Motor Vehicles, total	52,214	42,631	9,583	66,457	52,151	14,306	71,408	55,453	15,955	27.3%	22.3%	49.3%	7.4%	6.3%	11.5%
1. Road motor cars	45,762	36,387	9,375	58,254	44,253	14,001	61,929	46,387	15,542	27.3%	21.6%	49.3%	6.3%	4.8%	11.0%
Passenger Cars	41,659	34,241	7,418	53,935	42,289	11,646	57,251	44,176	13,075	29.5%	23.5%	57.0%	6.1%	4.5%	12.3%
Buses	210	56	154	282	55	227	331	117	214	34.3%	-1.8%	47.4%	17.4%	112.7%	-5.7%
Lorries	3,893	2,090	1,803	4,037	1,909	2,128	4,347	2,094	2,253	3.7%	-8.7%	18.0%	7.7%	9.7%	5.9%
2. Motorcycles > 50 cc	6,452	6,244	208	8,203	7,898	305	9,479	9,066	413	27.1%	26.5%	46.6%	15.6%	14.8%	35.4%

**Graph 6. New Motor Vehicles Circulation Licenses: January 2017 - June 2019**



**Graph 7. New Registrations of Motor Vehicles January - June 2019**



**Table 4**  
**Sales of new and used passenger cars by make: June 2019 and January- June 2019**

Make	Passenger cars			
	June		January- June	
	new	used	new	used
ALFA ROMEO	17	56	157	319
AUDI	386	36	2,091	257
AUSTIN MORRIS	-	-	-	1
BEACH BAGGY	-	-	-	1
BENTLEY	-	-	-	1
BMW	320	40	1,654	359
BORG	-	1	-	1
BORGWARD	-	1	-	1
BURSTNER	-	1	-	1
C.I./ROLLERTEAM	1	-	1	-
CADILLAC	-	-	-	1
CAPRON	-	-	-	1
CHEVROLET	-	113	-	683
CHEVROLET, BUICK, PONTIAC, SUZUKI, DAEWOO, HOLTEN GMC	-	-	-	1
CHRYSLER	-	-	-	8
CITROEN	491	217	3,469	1,466
CITROEN / DS	282	-	554	2
CITROEN, PEUGEOT	6	-	52	-
DACIA	199	24	929	124
DAIHATSU	-	63	-	400
DETHLEFFS	-	7	-	26
DODGE	-	-	-	3
DR MOTO	-	-	-	1
DS	40	-	107	1
DUCATO / ΥΠΕΡΚΑΤΑΣΚΕΥΕΣ <sup>1</sup>	-	-	1	-
FERRARI	-	1	-	6
FIAT	1,265	452	5,454	2,666
FORD	311	398	2,037	2,379
GENERAL MOTORS	-	-	-	1
GONOW	-	-	-	1
HOBBY TOYOTA	-	-	-	1
HONDA	51	120	362	789
HYUNDAI	904	312	4,552	1,652
ISO RIVOLTA	-	-	-	1
ISUZU	-	-	-	1
JAGUAR	16	4	62	20
JEEP	35	3	284	38
KEWET	-	-	-	1
KIA	293	95	1,571	563
LADA	-	4	-	5
LANCIA	-	42	-	267
LAND ROVER	34	7	159	100
LEXUS	10	1	49	17
LOTUS	-	1	-	2
MAHINDRA	-	-	-	1
MASERATI	-	-	-	3

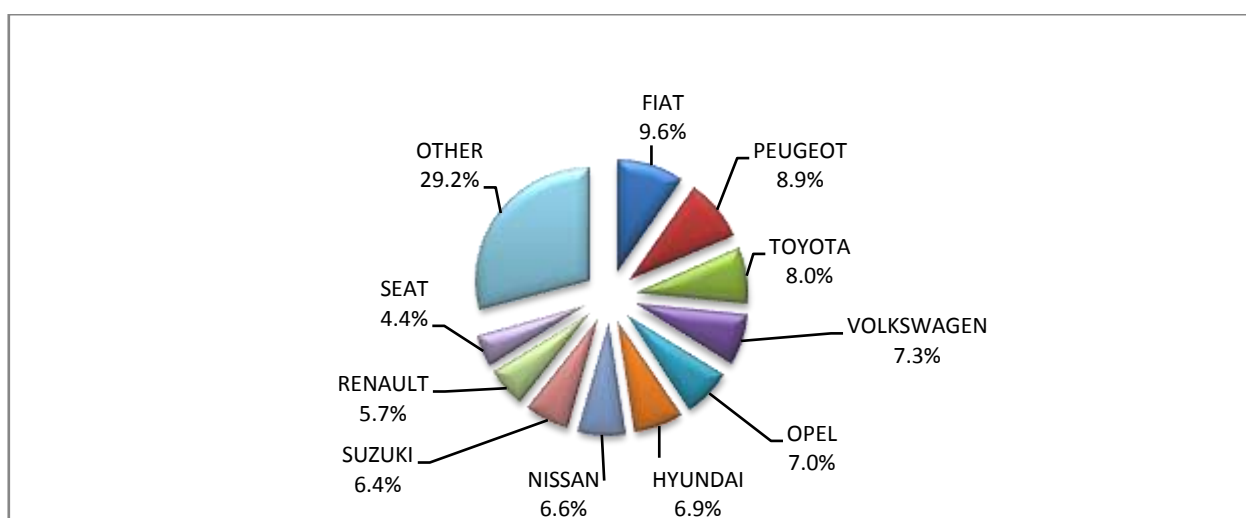
**Table 4 (cont)**  
**Sales of new and used passenger cars by make: June 2019 and January- June 2019**

Make	Passenger cars			
	June		January- June	
	new	used	new	used
MAZDA	7	47	21	292
MCLAREN	-	-	-	1
MERCEDES	324	168	2,143	1,300
MERCEDES / ΥΠΕΡΚΑΤΑΣΚΕΥΕΣ <sup>1</sup>	-	-	4	-
MG	-	-	-	3
MG ROVER	-	-	-	2
MINI	207	35	875	294
MINI MAFER	-	-	-	1
MITSUBISHI	41	86	323	568
MORETTI	-	1	-	1
MORGAN	-	-	-	1
MORRIS	-	1	-	2
NISSAN	870	366	3,735	2,291
NISSAN / ΥΠΕΡΚΑΤΑΣΚΕΥΕΣ <sup>1</sup>	-	-	2	-
OPEL	918	698	4,804	4,383
PEUGEOT	1,172	176	6,250	1,268
PEUGEOT / ΥΠΕΡΚΑΤΑΣΚΕΥΕΣ <sup>2</sup>	-	-	5	-
PORSCHE	11	5	46	51
RANGE ROVER	-	-	-	1
RENAULT	752	245	2,497	1,538
RIMOR	-	-	-	1
RIMOR, XGO, BLUCAMP, KENTUCKY CAMP, AHORN	-	-	1	1
ROLLS ROYCE	-	1	-	3
ROVER	-	-	-	3
SAAB	-	1	-	11
SEA / MOBILVETT	-	2	-	7
SEAT	584	49	1,735	311
SKODA	526	103	2,194	596
SMART	44	244	260	1,537
SSANGYONG	-	-	-	2
SUBARU	3	5	35	41
SUZUKI	835	194	4,297	1,364
TESLA MOTORS	-	-	-	3
TOYOTA	1,045	1,223	6,621	7,705
TRIUMPH	-	-	-	3
VOLKSWAGEN	955	245	5,273	1,508
VOLKSWAGEN / ΥΠΕΡΚΑΤΑΣΚΕΥΕΣ <sup>1</sup>	-	-	2	-
VOLVO	176	3	853	62
WARTBURG	-	-	-	1
WILLYS	-	-	-	1
<b>TOTAL</b>	<b>13,131</b>	<b>5,897</b>	<b>65,521</b>	<b>37,329</b>

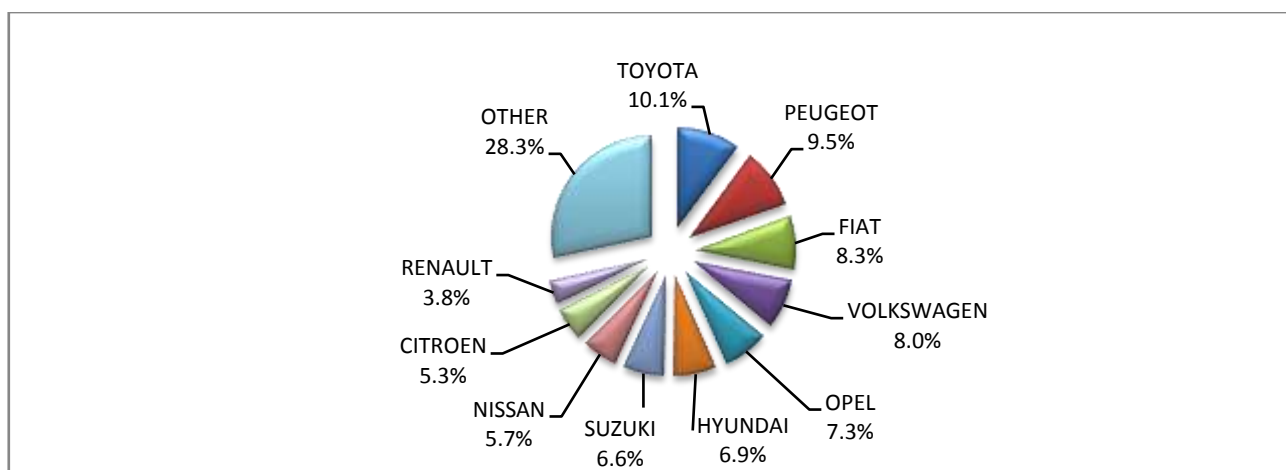
**1 : With 2<sup>nd</sup>/3<sup>rd</sup> stage manufacturer in Greece.**

**2 : With 2<sup>nd</sup>/3<sup>rd</sup> stage manufacturer abroad.**

**Graph 8. Sales of new passenger cars by make ( June 2019)**



**Graph 9. Sales of new passenger cars by make (January - June 2019)**



**Table 5  
Sales of new and used lorries by make: June 2019 and January- June 2019**

Make	Lorries			
	June		January- June	
	new	used	new	used
ALKE	2	-	2	-
ASTRA	-	-	-	1
BMW	-	1	-	4
CHEVROLET	-	-	-	4
CHRYSLER	-	-	-	2
CITROEN	22	53	135	358
DACIA	30	3	85	18
DAF	7	34	8	188
DAF / ΥΠΕΡΚΑΤΑΣΚΕΥΕΣ <sup>1</sup>	1	-	20	-
DAIHATSU	-	1	-	1
DENNIS EAGLE	-	-	-	2
DODGE	-	-	-	1
FIAT	177	190	724	1,271
FIAT-IVECO	-	6	-	43
FORD	120	152	581	1,147
FORD / ΥΠΕΡΚΑΤΑΣΚΕΥΕΣ <sup>1</sup>	-	1	13	1



**Table 5 (cont)**  
**Sales of new and used lorries by make: June 2019 and January- June 2019**

Make	Lorries			
	June		January- June	
	new	used	new	used
GENERAL MOTORS	-	-	-	1
GINAF	-	-	-	1
GREAT WALL MOTOR	-	1	-	3
HYUNDAI	-	5	-	50
ISUZU	11	13	80	127
ISUZU / ΥΠΕΡΚΑΤΑΣΚΕΥΕΣ <sup>1</sup>	-	-	1	-
IVECO	-	35	9	191
IVECO / ΥΠΕΡΚΑΤΑΣΚΕΥΕΣ <sup>1</sup>	-	-	8	-
IVECO / ΥΠΕΡΚΑΤΑΣΚΕΥΕΣ <sup>2</sup>	-	-	5	-
IVECO MAGIRUS	-	5	-	10
JEEP	-	-	-	2
KASSBOHRER	1	-	1	-
KIA	-	-	-	3
LAND ROVER	-	4	-	15
MAN	4	36	9	359
MAN / ΥΠΕΡΚΑΤΑΣΚΕΥΕΣ <sup>1</sup>	7	-	35	-
MAZDA	-	29	1	154
MERCEDES	38	380	222	2,353
MERCEDES / ΥΠΕΡΚΑΤΑΣΚΕΥΕΣ <sup>1</sup>	14	1	140	5
MERCEDES / ΥΠΕΡΚΑΤΑΣΚΕΥΕΣ <sup>2</sup>	-	-	1	-
MINI	-	-	-	1
MITSUBISHI	27	46	151	361
MITSUBISHI / ΥΠΕΡΚΑΤΑΣΚΕΥΕΣ 1	1	-	9	-
MULTICAR	-	1	-	1
NISSAN	82	82	351	684
NISSAN / ΥΠΕΡΚΑΤΑΣΚΕΥΕΣ <sup>1</sup>	1	-	2	-
OPEL	17	61	131	453
PEUGEOT	77	48	424	290
PEUGEOT, CITROEN	6	-	49	-
PFAU	-	-	-	3
PIAGGIO	6	3	28	16
PIAGGIO / ΥΠΕΡΚΑΤΑΣΚΕΥΕΣ <sup>1</sup>	-	-	2	-
RENAULT	22	85	107	583
ROSSI, OLEODINA	2	-	2	-
SAVIEM	-	-	-	1
SCANIA	8	28	14	250
SCANIA / ΥΠΕΡΚΑΤΑΣΚΕΥΕΣ <sup>1</sup>	-	-	3	-
SCODA	-	-	-	1
SEAT	-	1	-	6
SKODA	-	1	-	31
SSANGYONG	-	-	-	3
STEYER	-	-	-	1
SUZUKI	-	-	-	4

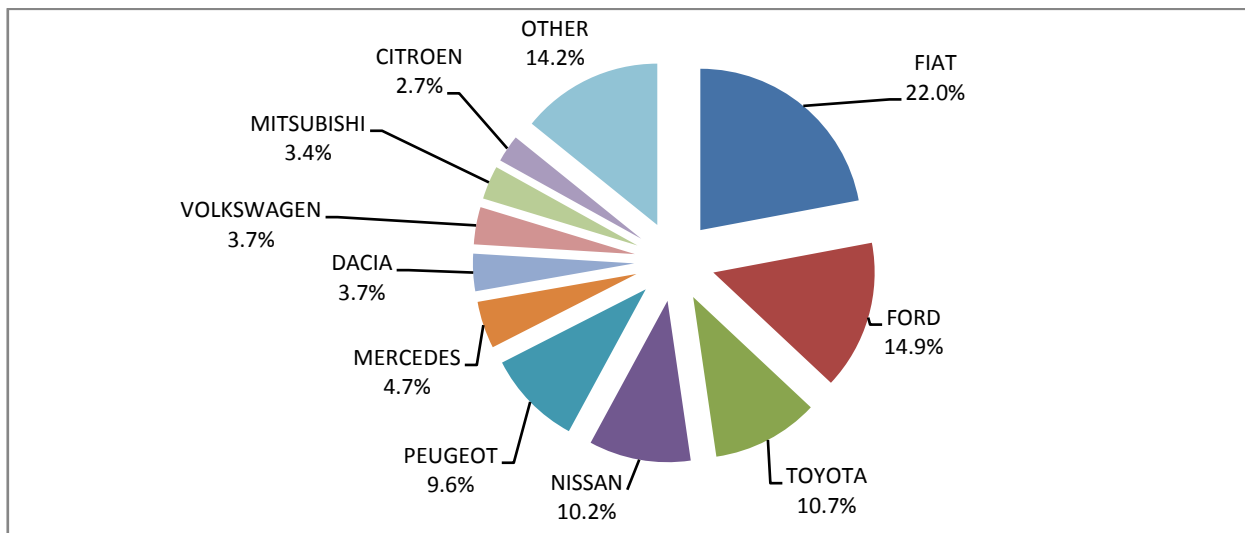
**Table 5 (cont)**  
**Sales of new and used lorries by make: June 2019 and January- June 2019**

Make	Lorries			
	June		January- June	
	new	used	new	used
TATA	-	-	-	1
TERBERG	-	-	-	1
TOYOTA	86	48	612	428
VOLKSWAGEN	30	70	228	567
VOLVO	4	73	16	484
VOLVO / ΥΠΕΡΚΑΤΑΣΚΕΥΕΣ <sup>1</sup>	-	-	12	2
<b>TOTAL</b>	<b>803</b>	<b>1,497</b>	<b>4,221</b>	<b>10,487</b>

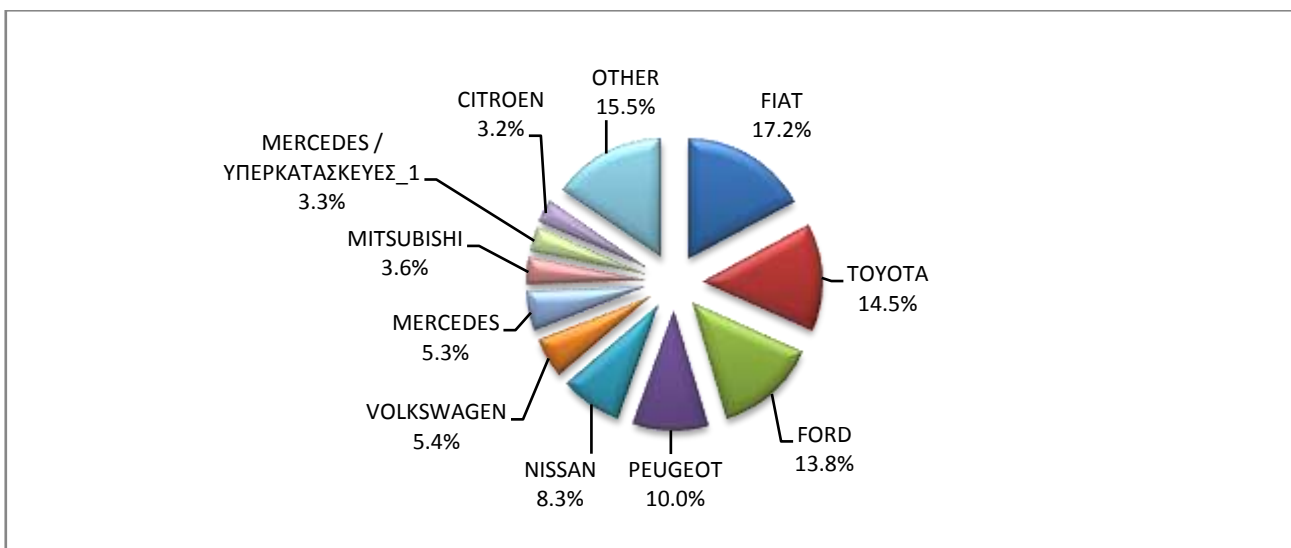
1 : With 2<sup>nd</sup>/3<sup>rd</sup> stage manufacturer in Greece.

2 : With 2<sup>nd</sup>/3<sup>rd</sup> stage manufacturer abroad.

**Graph 10. Sales of new lorries by make (June 2019)**



**Graph 11. Sales of new lorries by make (January - June 2019)**



**Table 6**  
**Sales of new and used buses by make: June 2019 and January- June 2019**

Make	Buses			
	June		January- June	
	new	used	new	used
BMC	-	-	-	1
BOVA	-	6	-	61
CITROEN	-	-	-	1
DAF	-	-	-	4
EVOBUS	-	-	-	4
FIAT	-	-	1	3
FIAT / ΥΠΕΡΚΑΤΑΣΚΕΥΕΣ <sup>2</sup>	-	-	1	-
FIAT IVECO	-	-	-	3
FORD	1	3	2	16
GULERYUZ	-	-	-	1
HYUNDAI	-	-	-	1
IRISBUS	-	-	-	1
IRIZAR	1	-	3	-
ISUZU	7	-	9	2
ISUZU, ANADOLU ISUZU, AIOS, AOS, TURKUAZ, TURQUOISE, GLOBUS	-	-	4	-
ISUZU, ANADOLU ISUZU, TURKUAZ, TURQUOISE, AIOS	-	-	7	-
IVECO	1	1	1	6
IVECO / ΥΠΕΡΚΑΤΑΣΚΕΥΕΣ <sup>1</sup>	1	-	1	-
JONCKHEERE	-	-	-	1
KARSAN	1	-	9	-
MAN	1	6	30	55
MAN/NEOPLAN	-	1	-	3
MERCEDES	-	55	33	408
MERCEDES / ΥΠΕΡΚΑΤΑΣΚΕΥΕΣ <sup>1</sup>	18	1	56	1
MERCEDES / ΥΠΕΡΚΑΤΑΣΚΕΥΕΣ <sup>2</sup>	4	-	40	1
NEOPLAN	1	2	37	15
OPEL	4	-	12	-
OTOKAR	-	-	-	1
PACIFIC	-	1	-	1
RENAULT	-	-	-	2
SAAB	-	-	-	1
SCANIA	2	4	2	13
SCANIA / ΥΠΕΡΚΑΤΑΣΚΕΥΕΣ <sup>2</sup>	-	-	4	-
SETRA	2	5	8	45
TEMSA	2	3	3	22
VAN HOOL	-	1	1	3
VDL	-	-	-	1
VOLKSWAGEN	-	-	-	12

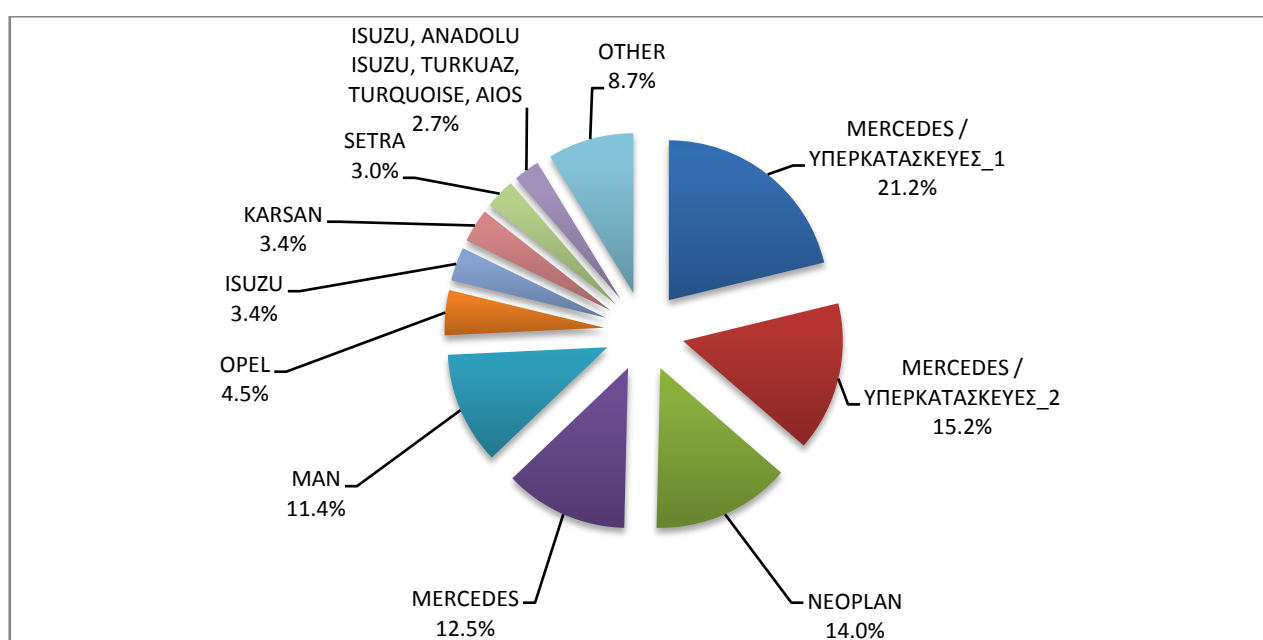
**Table 6 (cont)**  
**Sales of new and used buses by make: June 2019 and January- June 2019**

Make	Buses			
	June		January- June	
	new	used	new	used
VOLVO	-	1	-	10
XIAMEN KING LONG	-	-	-	4
<b>TOTAL</b>	<b>46</b>	<b>90</b>	<b>264</b>	<b>703</b>

1 : With 2<sup>nd</sup>/3<sup>rd</sup> stage manufacturer in Greece.

2 : With 2<sup>nd</sup>/3<sup>rd</sup> stage manufacturer abroad.

**Graph 12. Sales of new buses by make (January - June 2019)**



**Table 7 (cont)**  
**Sales of new and used motorcycles by make or manufacturer: June and January- June 2019**

Make	Motorcycles			
	June		January- June	
	new	used	new	used
ACCESS	-	-	1	-
ADIVA	-	-	-	1
AEON MOTOR	1	-	1	-
APRILIA	6	7	20	43
APRILIA, DERBI, GILERA di Piaggio & C. S.p.A.	1	-	3	-
AYO, HAOJIANG, ZHONGYU, THUMP, THUMPSTAR, KIDEN, ZONTES, Junak, SENKE, TANNY, TYAN, ROMET, ROMET MOTORS, ROUTER	-	-	9	-
BAJAJ	5	-	28	-
BASHAN, AMGroup, AMGroup Bike, DON, IRBIS, WORKER BEAR, Nomik ATV 2	15	-	26	-

**Table 7(cont)**  
**Sales of new and used motorcycles by make or manufacturer: June and January- June 2019**

Make	Motorcycles			
	June		January- June	
	new	used	new	used
BENELLI	62	-	188	3
BETA	2	1	22	1
BMW	106	12	414	84
BOMBARDIER RECREATIONAL PRODUCTS ING (BRP)	-	-	5	2
BRIXTON	7	-	31	-
C.P.I. MOTOR	-	1	-	1
CECTEK	-	-	1	-
CENNTRO, PLANTE	1	-	1	-
CFMOTO	29	-	95	2
CFMOTO, GOES	26	-	89	1
CG	-	-	2	-
CHANGZHOU KWANG	-	1	-	1
CHONGQING LIFAN	-	-	-	1
CLUB CAR, LLC	-	1	-	4
DAELIM	4	-	12	3
DAYANG, DAYTONA MOTORS, NIPPONIA, KUBA	92	-	338	2
DAYANG, DAYTONA MOTORS, NIPPONIA, SALCANO	332	-	1,484	5
DAYANG, ECOCREMO, ECOOTER, ECOOTOR, PINK, AGM, JCADI, Vmoto, TilGreen	-	-	1	-
DAYANG, NIPPONIA, TRUVA, DAYTONA	1	-	1	-
DIVINESTAR&MOON, GSMOON, QSTRONG	-	-	-	1
DUCATI	16	5	83	27
EAGLE	2	-	2	-
EVA, EMBUGGY, VINTAGE, EVANGEL	4	-	16	-
FANTIC MOTOR	1	-	1	-
GAS GAS	-	-	6	-
GILERA	-	-	-	7
GILERA, PIAGGIO	-	1	-	3
GOUPIL	-	-	2	-
GUANGZHOU DAYANG MOTORCYCLE	-	-	-	1
HAOJIAN, ZONTES, TAYO, Sharpon, IFINO, KIDEN, ZHONGYU, CUBTOM, DIYUN, NAMIN,TIM DERVI, VUKA, THUMP, RIPPER	5	-	11	-
HARLEY DAVIDSON	12	8	61	47
HEINKEL AG	-	1	-	1
HER CHEE, ADLY MOTO, MOTO ROMA	1	-	1	-
HESHAN, GOUJI, NANLIAN, MOTORCYCLE INDUSTRY, ORCAL, AJS, HERALD MOTOR COMPANY,MACBOR,MOTOBI	-	-	1	-
HI-BIRD, KOAYENG, BELDERIA, OSMAN	-	-	-	1
HM	-	-	-	1
HONDA	442	83	1,958	359
HSUN, HISUN, APACHI, Mx, MASAI, HYTRACK, TRAPPER, PUMAREX, GEON, ASYAMOTOR, DAYTONA MOTORS, KRAL	54	-	156	-
HUSQVARNA	1	-	12	1
HYOSUNG & S&T KANUNI	-	-	3	-
IANYING, TYM, XINBEN, TEYIN, RIYA,ONGYUNDA, SANBEN, ALFA, Senzo, La Souris, TCB, KENTOYA	4	-	14	-
INDIAN MOTORCYCLE	-	-	9	-
ITALCAR	-	-	2	-
JIAJUE, JOYRACE, MAXON, GINEVA MOTO, MONDIAL, UGUR, DERRACE, VIARELLI, Berini, MAGPOWER, ROMET MOTORS	-	-	2	-

**Table 7 (cont)**  
**Sales of new and used motorcycles by make or manufacturer: June and January- June 2019**

Make	Motorcycles			
	June		January- June	
	new	used	new	used
JIANSHE	1	-	3	-
JIANSHE, GEMINI	1	-	1	-
JIAYUAN	3	-	22	-
JINLANG, ZUNDAPP, XHODNA, APGmoto, COLIBRI, RAZORY, VIARELLI, SUMCO, FLEX TECH, IVA, TNT moto	2	-	5	-
JINLANG,ZUNDAPP,XHODNA,APGmoto,COLIBRI,RAZORY,VIARELLI,SUMCO,FLEX TECH, IVA	-	-	1	-
JONWAY, SHENKE, HUIBANG	1	-	1	-
KAWASAKI	19	3	126	34
KLHMASAI	-	1	-	1
KTM	30	2	153	22
KWANG YANG	-	5	-	12
KYMCO	408	59	1,165	256
LAMBRETTA	-	-	11	-
LAVERDA	-	-	-	2
LIFAN, SKYGO, HONLEI, BISAN-LIFAN, TRUVA, SALCANO, YUKI, RAMZEY, BRANSON, SUMCO, NEMO, XPLOER, LEVO, ACONDA	-	-	1	-
LINHAI, KUBA, ONLINE, LHY	20	-	71	-
LINHAI, LHY, KUBA, HYTRACK	-	-	4	-
LML	-	-	-	2
LONCIN	-	-	-	2
LONGJIA, ITALJET, ORCAL, BEELINE	2	-	5	1
LONGJIA, ITALJET, ORCAL, BEELINE, ROMET MOTORS, GEMINI, LEXMOTO, JAHANRO, VGA, DAYTONA MOTORS	1	-	20	-
LONGJIA, ORCAL, TNT MOTOR, BEELINE, VGA, ITALJET, GEMINI, lexmoto, Jahanro, italo, NECO	7	-	29	-
MALAGUTI	-	3	-	12
MBK	13	2	19	13
MG MOTO	2	-	7	-
MGK HM	304	-	1,179	4
MINSK, ZONGSHEN, IRIBIS, MONDIAL, LEXMOTO, JUNAK, HONLEY, OVERBIKES	3	-	3	-
MODENAS	-	3	-	5
MONDIAL, PELPI INTERNATIONAL	-	-	7	-
MOTO GUZZI	8	-	29	1
MOTO S.P.A	-	-	3	-
MV AGUSTA	-	-	3	1
NIU, NUUV	2	-	14	-
PEUGEOT	22	4	83	11
PGO	-	-	2	-
PIAGGIO	948	72	3,148	265
PIONEER	-	-	-	1
POLARIS	18	2	70	4
QINGQI	-	-	4	-
QINGQI, CLEVELAND CYCLEWERKS ACE, CLEVELAND ACE, CLEVELAND CYCLEWERKS ACE DELUXE	3	-	6	-
QINGQI, KADIRGA	-	-	1	-
QINGQI, PIONEER, i-moto, SUPERBYKE, KENROD, QLINK,YUKI, SACHS-Bikes, DAYTONA	-	-	1	-
QINGQI, YUKI, KARCHER, DAYTONA, SINNIS, KREIDLER	-	-	1	-

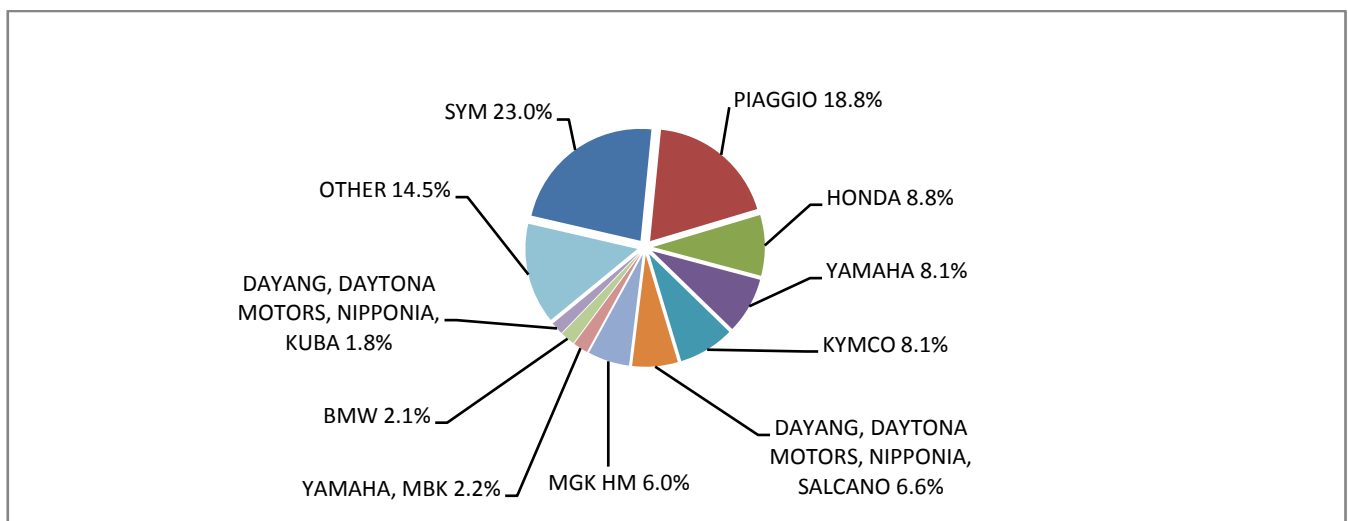
**Table 7 (cont)**  
**Sales of new and used motorcycles by make or manufacturer: June and January- June 2019**

Make	Motorcycles			
	June		January- June	
	new	used	new	used
QJ, QJIANG, KEEWAY, LEONE, KUBA, RKS, BENELLI, VENGO	8	-	22	1
QJ, QJIANG, KEEWAY, LEONE, KUBA, RKS, TELL, EMPIRE KEEWAY, BENELLI, VENGO	27	-	67	-
QJ, QJIANG, KEEWAY, LEONE, RKS, BENELLI, EMPIRE KEEWAY, KUBA	83	-	255	2
QSTRONG	-	1	-	1
QUADDY	-	-	1	-
QUADRO, QUADRO VEHICLES	-	-	6	3
RAGE	-	-	-	1
REGARD, GOES, HIGHROADER, VOCH, FRISIAN MOTORS	-	-	1	-
REVA	-	-	-	1
ROYAL ENFIELD	-	-	8	2
Royalloy,Royal Alloy,RA,SCOMADI,VALENTINO,VALENTINO MOTORI	2	-	16	-
SANYANG	-	1	-	8
SCUTUM, ETRIX, SILENCE	-	-	1	-
SHANYANG, ATLAS PANTHER, YAMAZUKI MOTO, MOTORKING, Hirlee, XB	3	-	25	1
SHARE'NGO, ZHIDOU	-	-	2	16
SHERCO	-	-	3	3
SHINERAY, MONDIAL, DAYTONA MOTORS, WK, ROMET MOTORS, MASH, M1NSK, WK BIKES	3	-	17	-
SKYTEAM, SACIN, METALCO, SOKUDO, BAZUKA, MINICO, MOTOS BORDOY, SUMCO, ROXON, CSR, MONKEY BIKES, FAZTEK	2	-	4	1
SKYTEAM, SASIN, CSR, METALCO, SOKUDO, BAZUKA, MINICO, MOTOSBASI	-	1	9	1
STMAX, KINGDAY	1	-	1	-
SUZUKI	48	28	213	118
SWM	1	-	1	-
SYM	1,157	23	4,297	99
TAYO, HAOJIANG, ZHONGYU, THUMP, THUMPSTAR, KIDEN, ZONTES, Junak, SENKE, TANNY, TYAN, ROMET, ROMET MOTORS, ROUTER	57	-	188	1
TGB	-	-	-	1
TIANYING, RIYA, HONGYUNDA, TYM,HONLING, TAMCO, ALISON, DMK MOTORS, WLIE,LEEWAY, WLXQ, AP Gmoto, ALFA	5	-	27	-
TM RACING	-	-	1	1
TODAY SUNSHINE	1	-	2	-
TRIUMPH	18	1	77	10
TUK TUK FACTORY , Tuk Tuk Company, Tuk Tuk, Ecotuk, Eco-Tuk, Tuk-E, E-tuk, Tuxi, TTF, TTC, tripp,Sam-Lor	1	-	2	-
UM	-	1	-	1
VALENTI	-	-	-	1
VICTORY MOTORCYCLES DIVISION, POLARIS INDUSTRIES INC	-	1	-	2
VMOTO,E-MAX,FMC,JINYING,DAO,VENGO,TELL,SXT	1	-	3	-
WANGYE, SANBEN, UM, KENOS, SUPERBYKE, MDC, MISTRAL, STREET ELEGANCE, 4WMOTO, RIVERO, VIKERS, ZIPP, SANLI, GOWINN	-	-	4	-
WONJAN, SAMADA	-	-	1	-
XGJAO, ZIPP, TOROS, ROMET, ROMET MOTORS, ROUTER, VEEROAD, DAYTONA MOTORS, GEMINI, MH MOTORCYCLES, MTG MOTORS	14	-	79	-
XINGYUE, QSTRON	-	-	1	-
YAMAHA	410	96	1,726	424

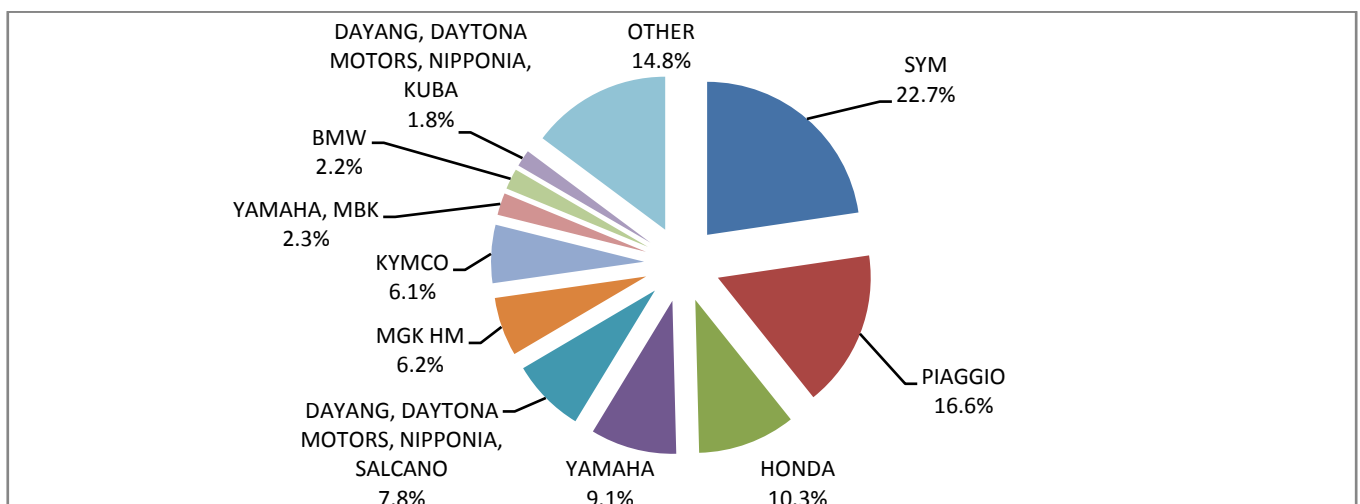
**Table 7 (cont)**  
**Sales of new and used motorcycles by make or manufacturer: June and January- June 2019**

Make	Motorcycles			
	June		January- June	
	new	used	new	used
YAMAHA, MBK	109	-	443	1
YINGANG, BENYI, ROMET MOTORS, YUKI, ROUTER, MOTORAN, DAYTONA MOTORS, M1NSK, HAMACHI, KUBA, MONDIAL	7	-	46	-
YINXIANG, KENBO	2	-	5	-
YINXIANG, MONDIAL, GEMINI, TCB	2	-	3	-
ZHONGNENG, ZNEN, AGM, AJS, YUKI, COLIBRI, EUROCKA, BTC, NOVA MOTORS, LEXMOTO, Actionbikes Motors	17	-	62	-
ZONGSHEN, ZIP STAR, Lexmoto, ICONE, VORTEX, M1NSK, MACBOR, MONDIAL, ROMET MOTORS	6	-	9	-
ZONGSHEN, ZIP STAR, ZEALSUN, KENTOYA, MOTOROMA, PRONAR, KEEWAY, MOTOVELO, ASYA	-	-	1	1
ZONGSHEN, ZIP STAR, ZEALSUN, RYMCO	4	-	13	-
ZONGSHEN, ZIPSTAR, ICONE, JUNAK, Lexmoto, MH Motorcycles, MINSK, MONDIAL, ROMET MOTORS, SINNIS, SPARKSTER	-	-	3	-
ZONGSHEN, ZIPSTAR, ZEALSUN, KENTO	2	-	4	-
<b>TOTAL</b>	<b>5,041</b>	<b>430</b>	<b>18,959</b>	<b>1,953</b>

**Graph 13. Sales of new motorcycles (June 2019)**



**Graph 14. Sales of new motorcycles (January - June 2019)**





## EXPLANATORY NOTES

<b>Survey on the issuing of new road motor vehicle circulation licenses</b>	The survey on the issuing of new motor vehicle circulation licenses is a census survey. The released data give information, at country level, on the brand and type of the motor vehicle, as well as whether it is new or used. The survey does not include vehicles that move on rails, trolley busses, agricultural tractors and machinery. In addition, the following are excluded: all motor vehicles of the Armed Forces, Police, Fire Brigade, State Services, Diplomatic Corps, Foreign Missions, and Invalids of Wars, as well as motorcycles with a cylinder capacity less than 50 cc.
<b>Legal basis</b>	Law 3832/2010
<b>Reference Period</b>	June 2019
<b>Coverage</b>	The production of monthly data is based on the registers held by the Ministry of Infrastructure, Transport and Networks, which records all the monthly changes observed in the vehicle registration licenses at country level.
<b>Definitions</b>	<p><b>Road motor vehicle</b> is any vehicle that, irrespective of the number of wheels, is moved by an engine and is designed to transport persons or cargo or both of them, either they are on the same single vehicle or on a trailer carried by the main motor vehicle.</p> <p><b>New</b> road motor vehicle is any motor vehicle that is registered for the first time in Greece during the reference month and has not been put into circulation in any other country.</p> <p><b>Used</b> motor vehicle is any motor vehicle that is registered for the first time in Greece and has been imported as a used one from abroad</p> <p><b>Passenger motor vehicle:</b> it is a motor vehicle designed to carry mostly people, having no more than 9 seats, including the driver's seat.</p> <p><b>Bus:</b> it is a motor vehicle, which is designed to carry mostly people, having more than 10 seats, including the driver's seat. (In the corresponding tables of this Press Release, this category also includes articulated buses.)</p> <p><b>Lorry:</b> it is motor vehicle designed to carry mostly cargo. (In the corresponding tables of this Press Release, this category also includes tractors, tow trucks, articulated tractors, and trucks with trailers).</p> <p><b>Motorcycle:</b> any two-wheeled motor vehicle, with or without sidecar, with maximum authorized design speed over 45 km/h, or in case it is powered by a combustion engine, with a cylinder capacity of 50 cc or over (In the corresponding tables of this Press Release, this category also includes the three-wheeled motor vehicles – motor tricycles).</p> <p><b>Tricycle motor vehicle:</b> it is a motor vehicle with three symmetrical wheels with maximum authorized design speed over 45 km/h, or in case it is powered by a combustion engine, with a cylinder capacity over the 50 cc. This category also includes four-wheel vehicles, except the light four-wheel motorcycles, whose empty vehicle tare (excluding the weight of the fuel or mixture of fuel-oil or the weight of the batteries for electric cars) is up to 400 kg in the case the vehicle is designed for passenger use or up to 550 kg in case the vehicle is designed to carry cargo and whose engine is up to 15KW.</p>
<b>Methodology</b>	Exhaustive Survey. The primary data derive from the Ministry of Infrastructure, Transport and Networks and are based on the issuing of new circulation licenses as they are registered by the Regional Offices for Transport and Communications.
<b>References</b>	More information (graphs, tables) concerning the survey on the issuing of new motor vehicle circulation licenses are available on the webpage of ELSTAT, <a href="http://www.statistics.gr">www.statistics.gr</a> , under the link <a href="http://www.statistics.gr/en/statistics/-/publication/SME24/">http://www.statistics.gr/en/statistics/-/publication/SME24/</a>