



PRESS RELEASE

ISSUING OF MOTOR VEHICLE LICENSES: MAY 2019

The Hellenic Statistical Authority announces that in May 2019, 23,010 road motor cars (both new and used from abroad) were put into circulation for the first time, recording a 15.2% increase compared with the corresponding month of 2018 when the number of road motor cars was 19,977. In May 2018, an 18.7% increase had been observed in comparison with the corresponding month of 2017 (Table 1, Graphs 1,2,3,5). A total number of 14,634 new cars were put into circulation in May 2019 compared with 13,159 in April 2018, recording an 11.2% increase.

The new motorcycles over 50cc (both new and used from abroad) that were put into circulation for the first time in May 2019 amounted to 5,239, against 4,828 in 2018, thus recording an 8.5% increase. In May 2018, a 16.3% increase had been observed in comparison with the corresponding month of 2017 (Table 1, Graph 4). Out of the above motorcycles 4,794 were new, while the corresponding figure in May 2018 was 4,416, recording an 8.6% increase.

During the period January - May 2019, 97,061 road motor cars (both new and used from abroad) were put into circulation for the first time, representing an increase of 9.7% compared to the corresponding period of 2018 when the number of road motor cars was 88,488. During the period January - May 2018 an increase of 28.9% had been observed in comparison with the corresponding period of 2017 (Table 3, Graphs 6,7). Out of the above number of road motor cars that were put into circulation, from January to May 2019, 56,026 were new, while the corresponding number during the respective period of 2018 was 52,940, recording an increase of 5.8%.

During the period January - May 2019 the circulation of new motorcycles over 50cc (both new and used from abroad) amounted to 15,441 against 13,934 in 2018, thus representing a 10.8% increase. An increase of 19.9% had been observed during the period January - May 2018 in comparison with the corresponding period of 2017 (Table 3, Graphs 6,7). A total number of 13,918 new motorcycles were put into circulation, from January to May 2019, compared with 12,555 during the corresponding period of 2018, recording a 10.9% increase.

Information:

Trade and Services Statistics Division

Transport, Communications and Mass Media Section

Konstantinos Menexes

Tel: +30 213 135 2500

FAX: +30 213 135 2496

E-mail : k.menexes@statistics.gr

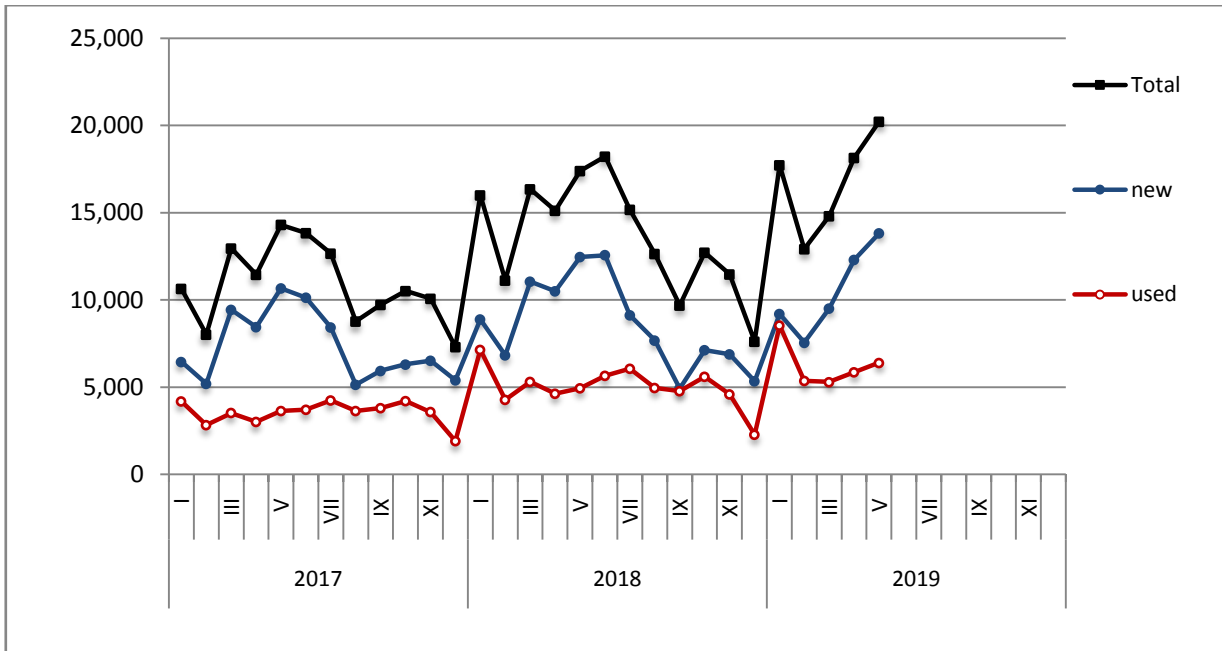
Table 1. Road motor vehicles, both new and used, put into circulation for the first time in Greece: May 2017 - 2019

Category of Road Motor Vehicles	May									Change (%)					
	2017			2018			2019			2018/2017			2019/2018		
	Total	New	Used	Total	New	Used	Total	New	Used	Total	New	Used	Total	New	Used
Greece, total															
Road Motor Vehicles,total	20,976	15,266	5,710	24,805	17,575	7,230	28,249	19,428	8,821	18.3%	15.1%	26.6%	13.9%	10.5%	22.0%
1. Road motor cars	16,826	11,461	5,365	19,977	13,159	6,818	23,010	14,634	8,376	18.7%	14.8%	27.1%	15.2%	11.2%	22.9%
Passenger Cars	14,302	10,660	3,642	17,392	12,459	4,933	20,224	13,828	6,396	21.6%	16.9%	35.4%	16.3%	11.0%	29.7%
Buses	127	18	109	178	33	145	229	67	162	40.2%	83.3%	33.0%	28.7%	103.0%	11.7%
Lorries	2,397	783	1,614	2,407	667	1,740	2,557	739	1,818	0.4%	-14.8%	7.8%	6.2%	10.8%	4.5%
2. Motorcycles > 50 cc	4,150	3,805	345	4,828	4,416	412	5,239	4,794	445	16.3%	16.1%	19.4%	8.5%	8.6%	8.0%
Prefecture of Attica															
Road Motor Vehicles,total	10,719	8,974	1,745	12,794	10,333	2,461	14,841	11,937	2,904	19.4%	15.1%	41.0%	16.0%	15.5%	18.0%
1. Road motor cars	9,192	7,495	1,697	10,926	8,533	2,393	12,525	9,702	2,823	18.9%	13.8%	41.0%	14.6%	13.7%	18.0%
Passenger Cars	8,301	6,977	1,324	10,053	8,131	1,922	11,650	9,289	2,361	21.1%	16.5%	45.2%	15.9%	14.2%	22.8%
Buses	46	6	40	78	13	65	67	28	39	69.6%	116.7%	62.5%	-14.1%	115.4%	-40.0%
Lorries	845	512	333	795	389	406	808	385	423	-5.9%	-24.0%	21.9%	1.6%	-1.0%	4.2%
2. Motorcycles > 50 cc	1,527	1,479	48	1,868	1,800	68	2,316	2,235	81	22.3%	21.7%	41.7%	24.0%	24.2%	19.1%

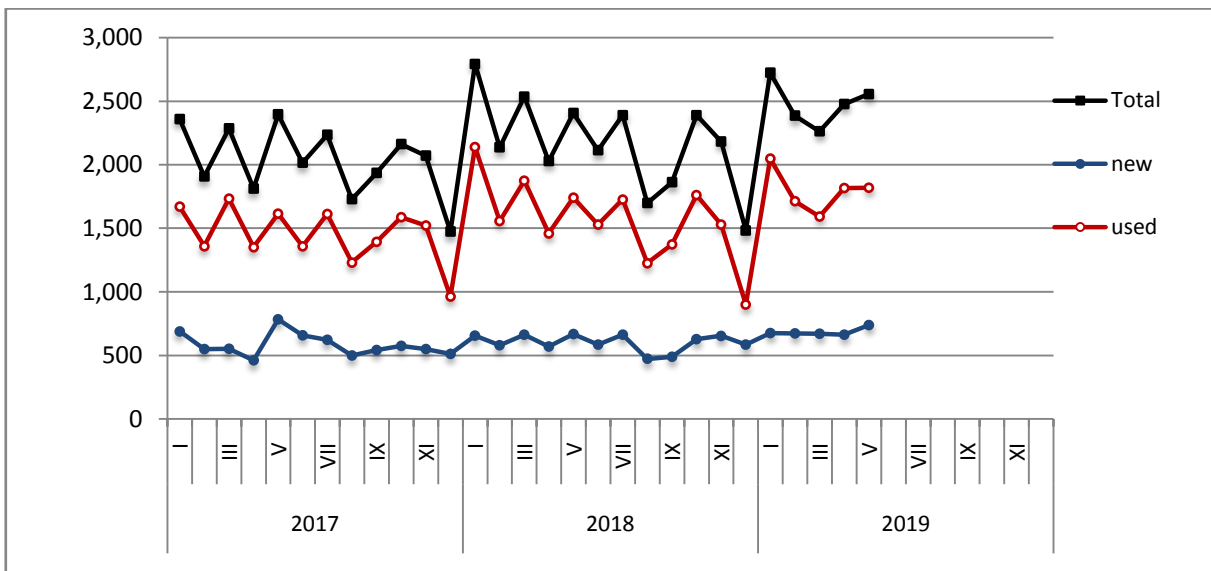
Table 2. Road motor vehicles, both new and used, put into circulation for the first time in Greece: June 2017 - May 2019

Category of Road Motor Vehicles	Average Jun. 2017 - May 2018			Average Jun. 2018 - May 2019			Change (%)		
							Average Jun. 2018 - May 2019 / Average Jun. 2017 - May 2018		
	Total	New	Used	Total	New	Used	Total	New	Used
Greece, total									
Road Motor Vehicles,total	17,461	11,315	6,146	19,811	12,383	7,428	13.5%	9.4%	20.9%
1. Road motor cars	14,629	8,734	5,895	16,618	9,488	7,130	13.6%	8.6%	20.9%
Passenger Cars	12,405	8,127	4,278	14,278	8,834	5,444	15.1%	8.7%	27.3%
Buses	96	16	80	129	29	100	34.4%	81.3%	25.0%
Lorries	2,128	591	1,537	2,211	625	1,586	3.9%	5.8%	3.2%
2. Motorcycles > 50 cc	2,832	2,581	251	3,193	2,895	298	12.7%	12.2%	18.7%

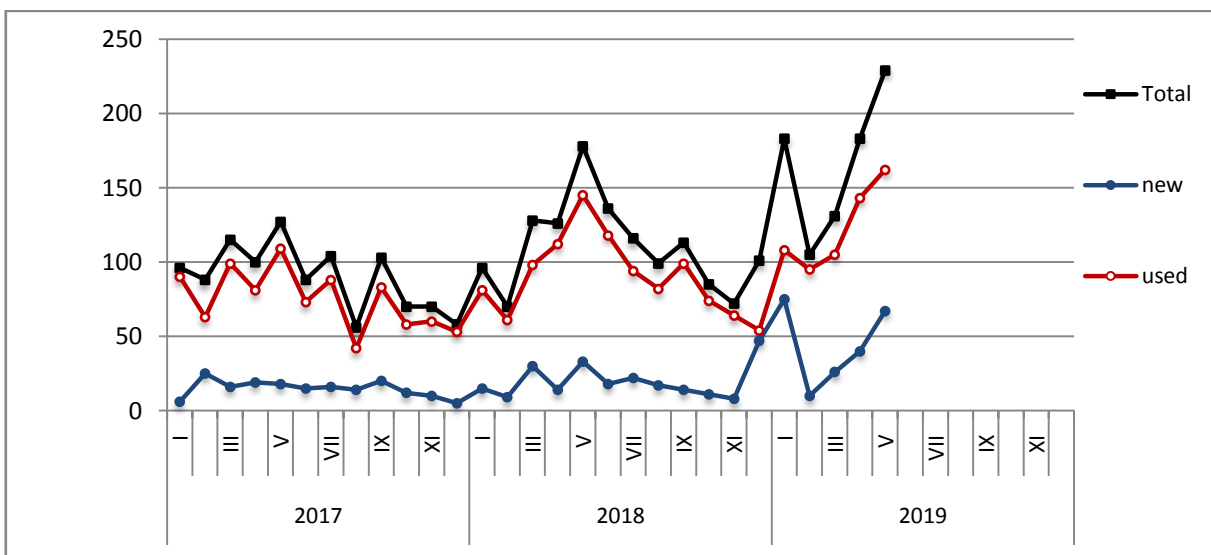
Graph 1: Passenger Cars (January 2017 - May 2019)



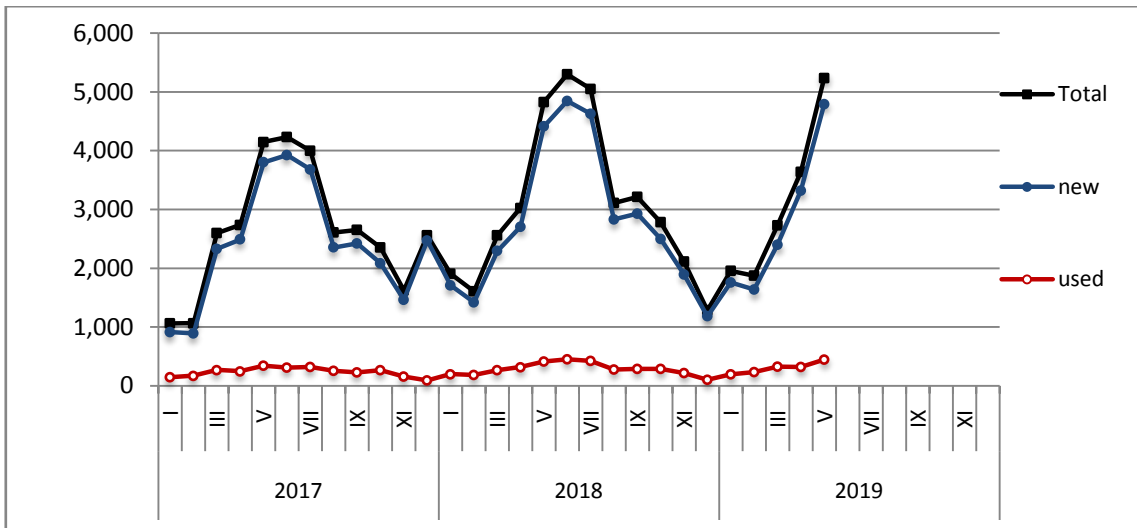
Graph 2: Lorries (January 2017 - May 2019)



Graph 3: Buses (January 2017 - May 2019)



Graph 4: Motorcycles (January 2017 - May 2019)



Graph 5: New Registrations of Motor Vehicles (May 2019)

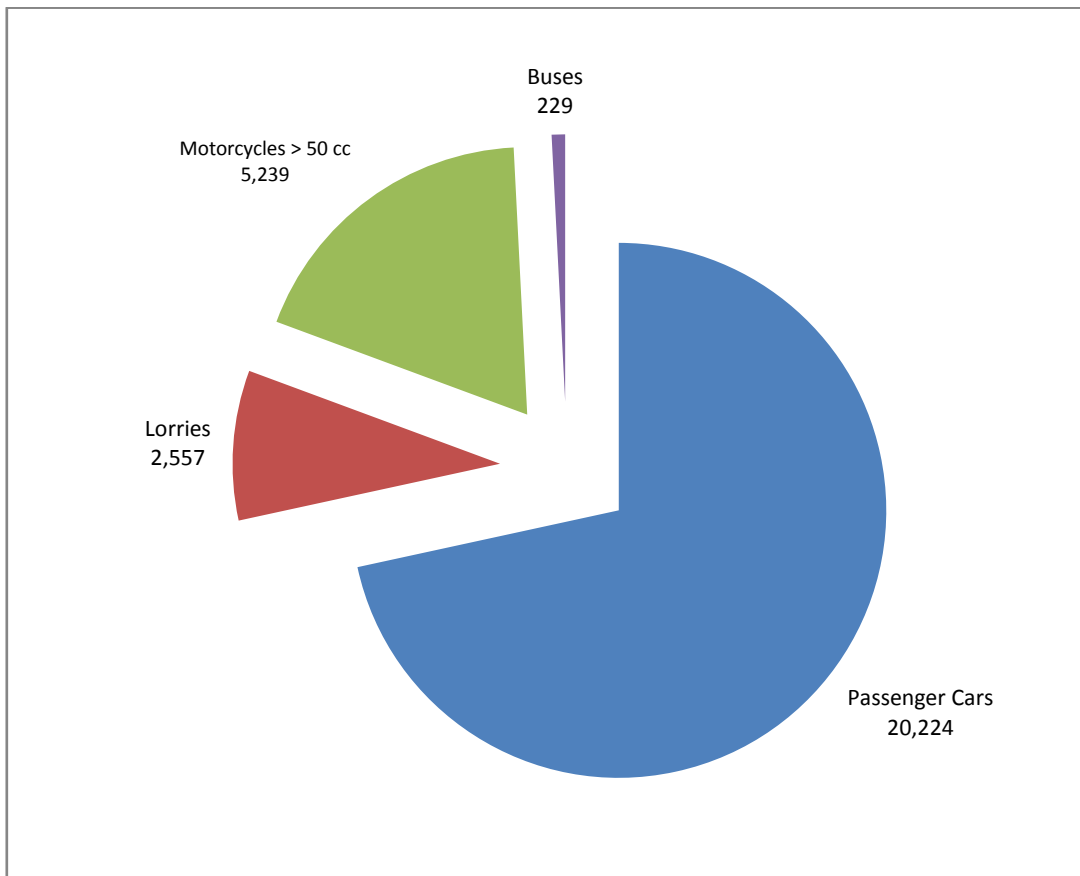
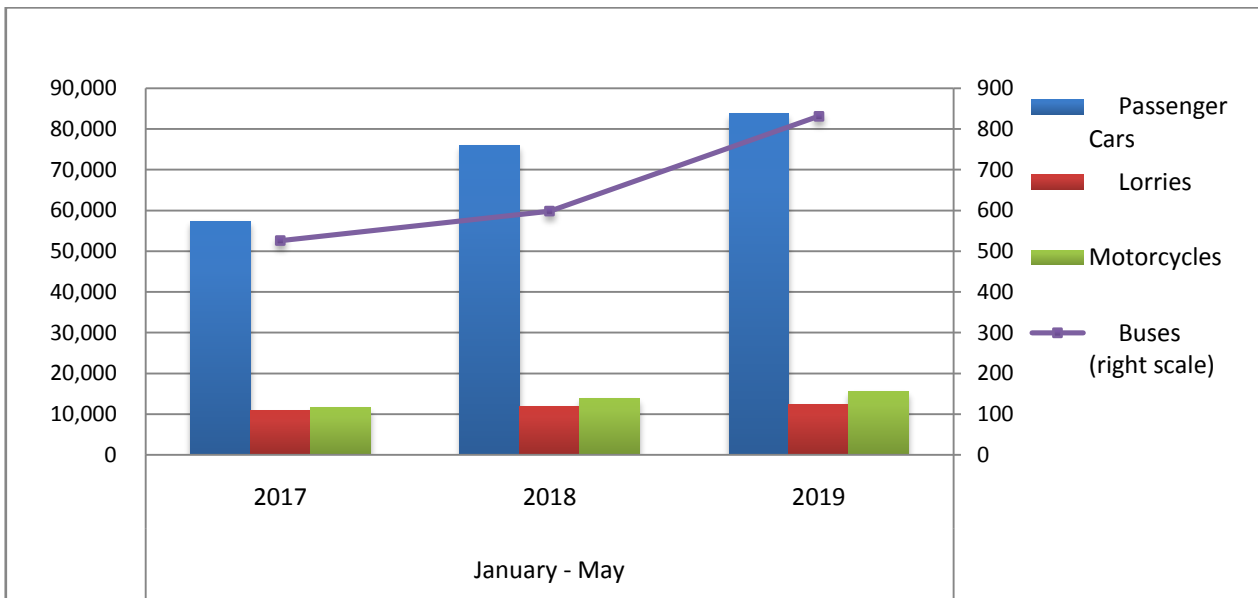


Table 3. Road motor vehicles, both new and used, put into circulation for the first time in Greece: Jan. 2017 - May. 2019

Category of Road Motor Vehicles	January - May									Change (%)					
	2017			2018			2019			2018/2017			2019/2018		
	Total	New	Used	Total	New	Used	Total	New	Used	Total	New	Used	Total	New	Used
Greece, total															
Road Motor Vehicles, total	80,263	53,736	26,527	102,422	65,495	36,927	112,502	69,944	42,558	27.6%	21.9%	39.2%	9.8%	6.8%	15.2%
1. Road motor cars	68,645	43,298	25,347	88,488	52,940	35,548	97,061	56,026	41,035	28.9%	22.3%	40.2%	9.7%	5.8%	15.4%
Passenger Cars	57,354	40,179	17,175	75,986	49,706	26,280	83,822	52,390	31,432	32.5%	23.7%	53.0%	10.3%	5.4%	19.6%
Buses	526	84	442	598	101	497	831	218	613	13.7%	20.2%	12.4%	39.0%	115.8%	23.3%
Lorries	10,765	3,035	7,730	11,904	3,133	8,771	12,408	3,418	8,990	10.6%	3.2%	13.5%	4.2%	9.1%	2.5%
2. Motorcycles > 50 cc	11,618	10,438	1,180	13,934	12,555	1,379	15,441	13,918	1,523	19.9%	20.3%	16.9%	10.8%	10.9%	10.4%
Prefecture of Attica															
Road Motor Vehicles, total	41,821	33,943	7,878	53,678	41,917	11,761	57,361	43,866	13,495	28.4%	23.5%	49.3%	6.9%	4.6%	14.7%
1. Road motor cars	36,917	29,206	7,711	47,378	35,863	11,515	50,042	36,888	13,154	28.3%	22.8%	49.3%	5.6%	2.9%	14.2%
Passenger Cars	33,560	27,485	6,075	43,714	34,181	9,533	46,226	35,158	11,068	30.3%	24.4%	56.9%	5.7%	2.9%	16.1%
Buses	183	51	132	242	53	189	272	86	186	32.2%	3.9%	43.2%	12.4%	62.3%	-1.6%
Lorries	3,174	1,670	1,504	3,422	1,629	1,793	3,544	1,644	1,900	7.8%	-2.5%	19.2%	3.6%	0.9%	6.0%
2. Motorcycles > 50 cc	4,904	4,737	167	6,300	6,054	246	7,319	6,978	341	28.5%	27.8%	47.3%	16.2%	15.3%	38.6%

Graph 6. New Motor Vehicles Circulation Licenses: January 2017 - May 2019



Graph 7. New Registrations of Motor Vehicles January - May 2019

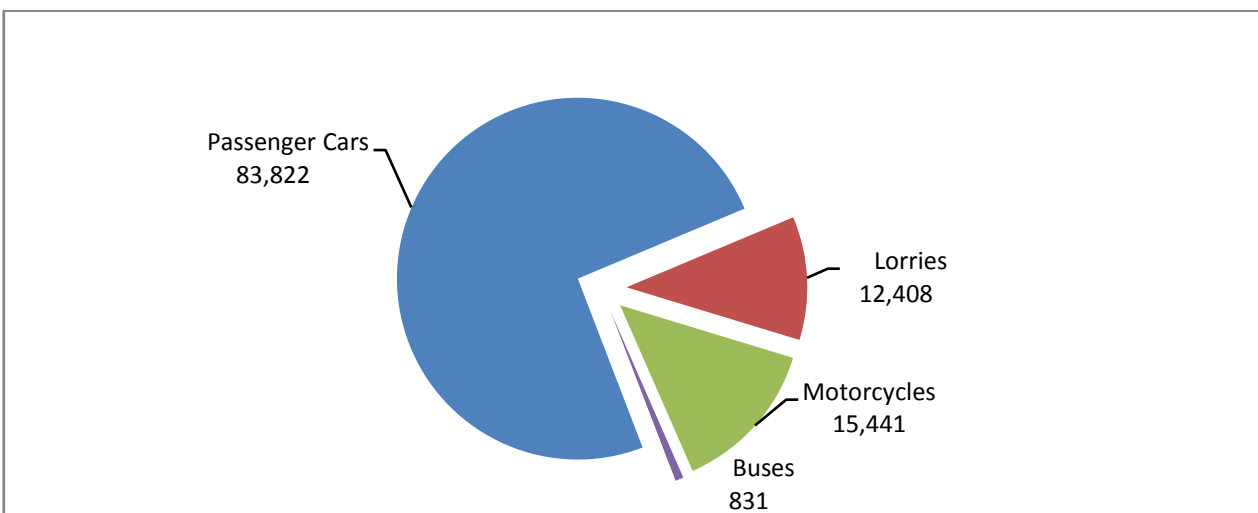


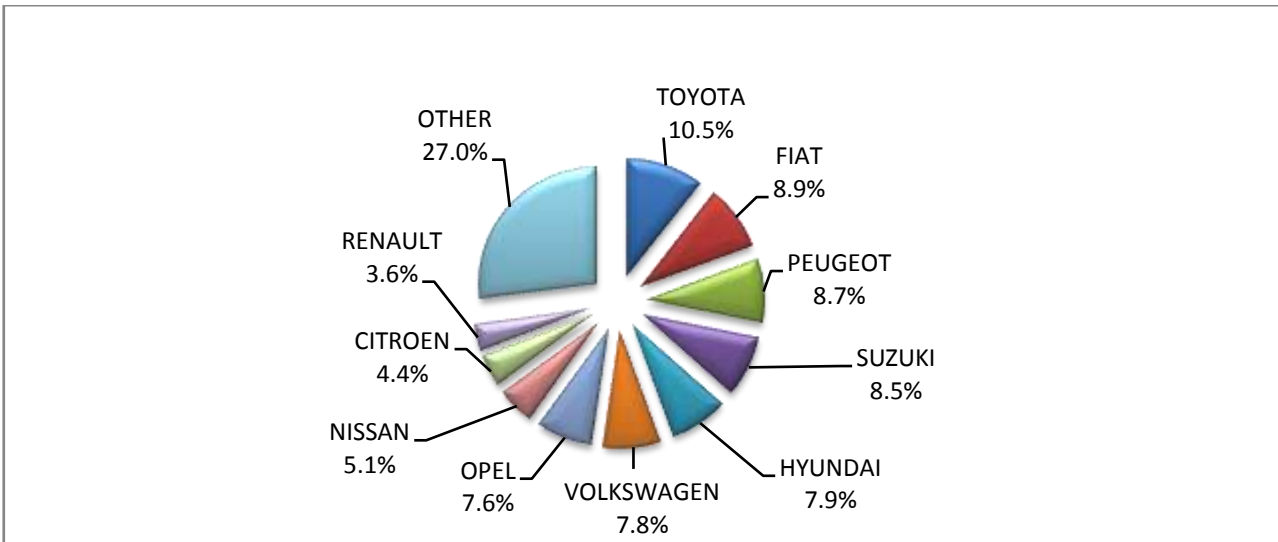
Table 4
Sales of new and used passenger cars by make: May 2019 and January - May 2019

Make	Passenger cars			
	May		January - May	
	new	used	new	used
ALFA ROMEO	17	51	140	263
AUDI	451	34	1,705	221
AUSTIN MORRIS	-	1	-	1
AUTO RIBEIRO	-	-	4	-
BEACH BAGGY	-	-	-	1
BENTLEY	-	-	-	1
BMW	377	49	1,334	319
CADILLAC	-	-	-	1
CAPRON	-	-	-	1
CHEVROLET	-	132	-	566
CHEVROLET,BUICK PONTIAC SUZUKI DAEWOO HOLTEN GMC	-	1	-	1
CHRYSLER	-	-	-	8
CITROEN	609	263	2,978	1,249
CITROEN / DS	148	1	272	2
CITROEN, PEUGEOT	5	-	46	-
DACIA	131	18	730	100
DAEWOO	-	-	-	4
DAIHATSU	-	80	-	337
DETHLEFFS	-	6	-	19
DODGE	-	-	-	3
DR MOTO	-	-	-	1
DS	24	-	67	1
DUCATO Z.MANTOS	-	-	1	-
FERRARI	-	2	-	5
FIAT	1,232	456	4,189	2,214
FORD	334	415	1,726	1,981
GENERAL MOTORS	-	-	-	1
GONOW	-	-	-	1
HOBBY TOYOTA	-	-	-	1
HONDA	57	125	311	669
HYUNDAI	1,096	278	3,648	1,340
ISO RIVOLTA	-	-	-	1
ISUZU	-	-	-	1
JAGUAR	13	4	46	16
JEEP	-	8	249	35
KEWET	-	-	-	1
KIA	335	108	1,278	468
LADA	-	-	-	1
LANCIA	-	44	-	225
LAND ROVER	30	18	125	93
LEXUS	10	5	39	16
LOTUS	-	1	-	1
MAHINDRA	-	-	-	1
MASERATI	-	1	-	3
MAZDA	14	39	14	245
MCLAREN	-	-	-	1
MERCEDES	445	209	1,819	1,132

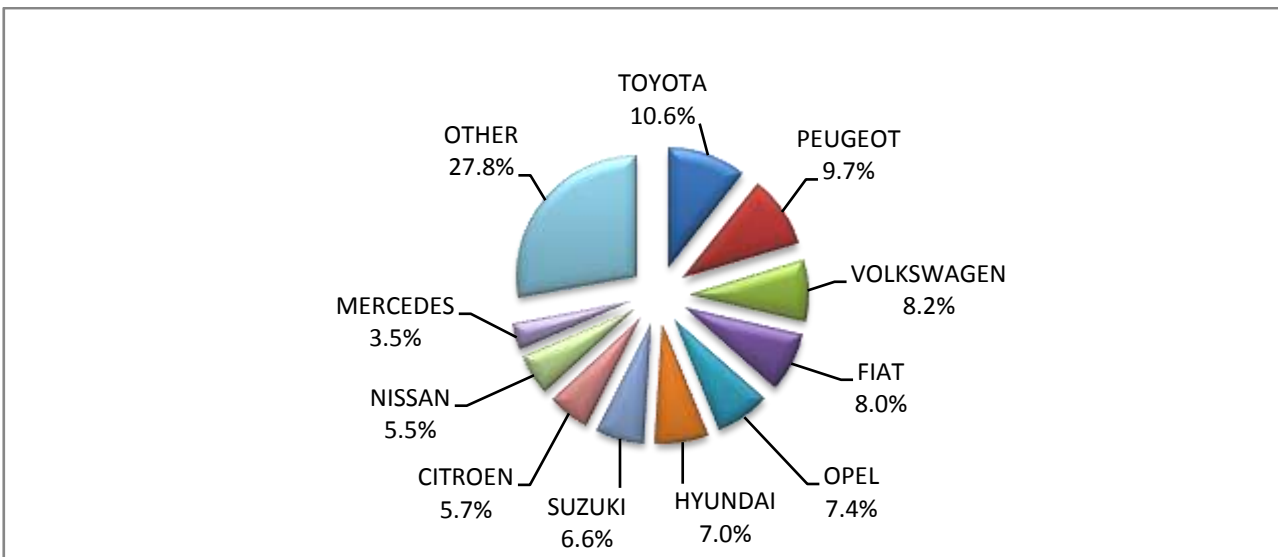
Table 4 (cont)
Sales of new and used passenger cars by make: May 2019 and January - May 2019

Make	Passenger cars			
	May		January - May	
	new	used	new	used
MERCEDES Z.MANTOS	-	-	4	-
MG	-	2	-	3
MG ROVER	-	1	-	2
MINI	175	63	668	259
MINI MAFER	-	-	-	1
MITSUBISHI	50	105	282	482
MORGAN	-	-	-	1
MORRIS	-	1	-	1
NISSAN	706	352	2,865	1,925
NISSAN Z.MANTOS	-	-	2	-
OPEL	1,047	707	3,886	3,685
PEUGEOT	1,203	233	5,078	1,092
PEUGEOT AUTO RIBEIRO	-	-	1	-
PORSCHE	5	7	35	46
RANGE ROVER	-	-	-	1
RENAULT	498	265	1,745	1,293
RIMOR	-	-	-	1
RIMOR, XGO, BLUCAMP, KENTUCKY CAMP, AHORN	1	1	1	1
ROLLS ROYCE	-	-	-	2
ROVER	-	-	-	3
SAAB	-	2	-	10
SEA / MOBILVETT	-	2	-	5
SEAT	400	50	1,151	262
SKODA	485	126	1,668	493
SMART	96	276	216	1,293
SSANGYONG	-	-	-	2
SUBARU	6	7	32	36
SUZUKI	1,170	259	3,462	1,170
TESLA MOTORS	-	-	-	3
TOYOTA	1,452	1,354	5,576	6,482
TRIUMPH	-	1	-	3
VOLKSWAGEN	1,076	226	4,318	1,263
VOLKSWAGEN - Z.MANTOS	1	-	2	-
VOLVO	129	7	677	59
WARTBURG	-	-	-	1
WILLYS	-	-	-	1
TOTAL	13,828	6,396	52,390	31,432

Graph 8. Sales of new passenger cars by make (May 2019)



Graph 9. Sales of new passenger cars by make (January - May 2019)



**Table 5
Sales of new and used lorries by make: May 2019 and January - May 2019**

Make	Lorries			
	May		January - May	
	new	used	new	used
ASTRA	-	-	-	1
BMW	-	-	-	3
CHEVROLET	-	1	-	4
CHRYSLER	-	-	-	2
CITROEN	47	66	113	305
DACIA	10	2	55	15
DAF	-	36	1	154
DAF A. KAOUSSIS SA	1	-	7	-
DAF AFOI S. PILIKIGKOU OE	-	-	1	-
DAF CONTRUCK MECHANICA	-	-	2	-

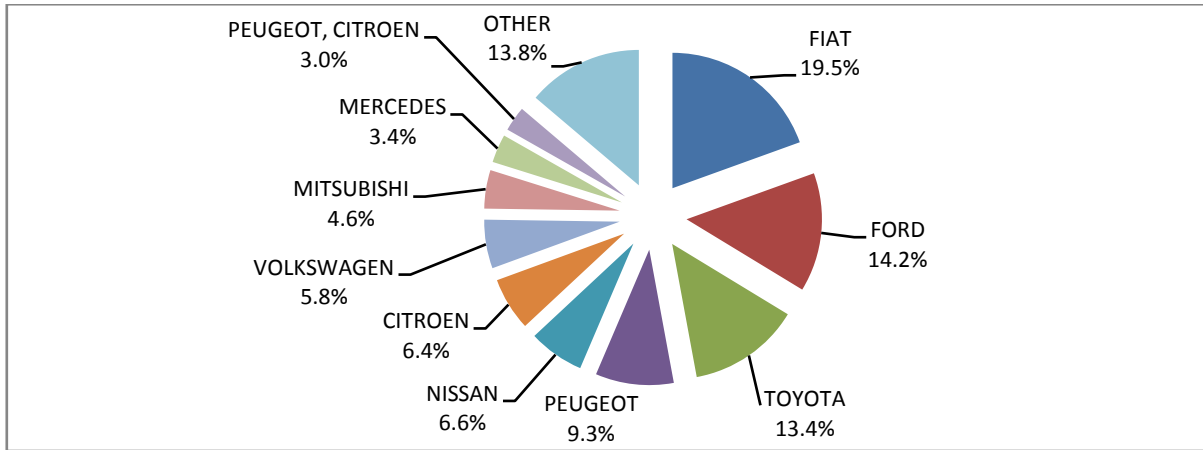
Table 5 (cont)
Sales of new and used lorries by make: May 2019 and January - May 2019

Make	Lorries			
	May		January - May	
	new	used	new	used
DAF JET ENGINEERING A.E.	-	-	1	-
DAF TECMEC A.E.B.E.	5	-	6	-
DAF ΗΦΑΙΣΤΟΣ ΣΤΕΦΑΝΟΣ	-	-	1	-
DAF ΝΤΟΥΝΑΣ ΘΕΟΧΑΡΗΣ	-	-	1	-
DENNIS EAGLE	-	-	-	2
DODGE	-	-	-	1
FIAT	144	222	547	1,081
FIAT-IVECO	-	7	-	37
FORD	105	212	461	995
FORD A. KAOUSSIS SA	-	-	2	-
FORD TECMEC	-	-	11	-
GENERAL MOTORS	-	-	-	1
GINAF	-	1	-	1
GREAT WALL MOTOR	-	1	-	2
HYUNDAI	-	13	-	45
ISUZU	12	22	69	114
ISUZU ΑΝΔΡΕΑΣ & ΠΑΝΑΓΙΩΤΗΣ ΚΑΡΚΑΓΓΕΛΗΣ & ΣΙΑ Ο.Ε.	-	-	1	-
IVECO	1	29	9	156
IVECO CASILLO ALLESTIMENTI V.I. SRL	-	-	5	-
IVECO CONTRUCK MECHANICA	1	-	4	-
IVECO DYNA TRAILERS S.A.	-	-	2	-
IVECO KOSKERIDIS	-	-	1	-
IVECO ΗΦΑΙΣΤΟΣ ΣΤΕΦΑΝΟΣ	-	-	1	-
IVECO MAGIRUS	-	1	-	5
JEEP	-	-	-	2
KIA	-	1	-	3
LAND ROVER	-	2	-	11
MAN	-	60	5	323
MAN A. KAOUSSIS SA	1	-	8	-
MAN DYNA TRAILERS S.A.	-	-	4	-
MAN ΤΟΥΜΒΑΣ D. & Co C.P	-	-	4	-
MAN ΕΥΣΤΑΘΙΟΣ ΖΥΓΟΥΡΗΣ & ΣΙΑ ΕΒΕ	-	-	1	-
MAN ΘΕΟΧΑΡΗΣ ΝΤΟΥΝΑΣ	-	-	11	-
MAZDA	1	19	1	125
MERCEDES	25	413	184	1,973
MERCEDES A. KAOUSSIS SA	5	-	35	-
MERCEDES CONTRUCK MECHANICA	2	-	5	-
MERCEDES DYNA TRAILERS S.A.	1	4	14	4
MERCEDES HUMBAUR GMBH	-	-	1	-
MERCEDES KOSKERIDIS	1	-	29	-
MERCEDES A. & I. ΔΕΡΒΙΣΗ Ο.Ε	1	-	2	-
MERCEDES ΖΑΜΠΟΥΡΗΣ Α.Ε.	-	-	1	-
MERCEDES ΘΕΟΧΑΡΗΣ ΝΤΟΥΝΑΣ	8	-	31	-

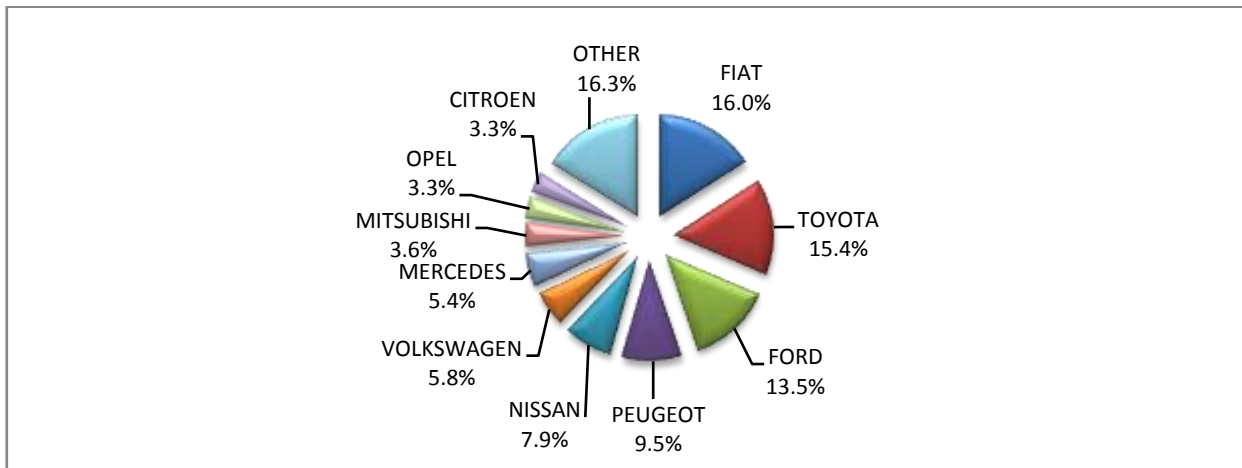
Table 5
Sales of new and used lorries by make: May 2019 and January - May 2019

Make	Lorries			
	May		January - May	
	new	used	new	used
MERCEDES Σ.ΜΑΡΚΕΤΟΣ - Κ.ΤΑΛΛΑΡΟΣ ΕΠΕ	2	-	2	-
MERCEDES ΤΑΞΙΑΡΧΟΥ	2	-	7	-
MINI	-	-	-	1
MITSUBISHI	34	50	124	315
MITSUBISHI DYNA TRAILERS S.A.	-	-	1	-
MITSUBISHI KOSKERIDIS	1	-	1	-
MITSUBISHI A. ΚΑΟΥΣΣΙΣ SA	-	-	5	-
MITSUBISHI ΤΑΞΙΑΡΧΟΥ	-	-	1	-
NISSAN	49	116	269	602
NISSAN ΤΑΞΙΑΡΧΟΥ	1	-	1	-
OPEL	20	70	114	392
PEUGEOT	69	50	324	242
PEUGEOT, CITROEN	22	-	66	-
PFAU	-	-	-	3
PIAGGIO	3	5	22	13
PIAGGIO ΘΕΟΧΑΡΗΣ ΝΤΟΥΝΑΣ	1	-	1	-
PIAGGIO & C SPA A. ΚΑΟΥΣΣΙΣ SA	-	-	1	-
RENAULT	16	107	85	498
SAVIEM	-	-	-	1
SCANIA	2	53	6	222
SCANIA A. & I. ΔΕΡΒΙΣΗ Ο.Ε	-	-	1	-
SCANIA A. ΚΑΟΥΣΣΙΣ SA	-	-	1	-
SCANIA ΕΥΣΤΑΘΙΟΣ ΖΥΓΟΥΡΗΣ & ΣΙΑ ΕΒΕ	1	-	1	-
SCODA	-	-	-	1
SEAT	-	1	-	5
SKODA	-	4	-	30
SSANGYONG	-	-	-	3
STEYER	-	-	-	1
SUZUKI	-	1	-	4
TATA	-	-	-	1
TERBERG	-	-	-	1
TOYOTA	99	76	526	380
VOLKSWAGEN	43	94	198	497
VOLVO	3	79	12	411
VOLVO A. ΚΑΟΥΣΣΙΣ SA	-	-	7	2
VOLVO DYNA TRAILERS S.A.	-	-	1	-
VOLVO A. & I. ΔΕΡΒΙΣΗ Ο.Ε	-	-	1	-
VOLVO ΕΥΣΤΑΘΙΟΣ ΖΥΓΟΥΡΗΣ & ΣΙΑ ΕΒΕ	-	-	1	-
VOLVO ΤΑΞΙΑΡΧΟΥ	-	-	2	-
TOTAL	739	1,818	3,418	8,990

Graph 10. Sales of new lorries by make (May 2019)



Graph 11. Sales of new lorries by make (January - May 2019)



**Table 6
Sales of new and used buses by make: May 2019 and January - May 2019**

Make	Buses			
	May		January - May	
	new	used	new	used
BMC	-	-	-	1
BOVA	-	8	-	55
CITROEN	-	-	-	1
DAF	-	2	-	4
EVOBUS	-	1	-	4
FIAT	1	-	1	3
FIAT IVECO	-	-	-	2
FIAT KARSAN	1	-	1	-
FIAT-IVECO	-	-	-	1
FORD	-	4	1	13
GULERYUZ	-	-	-	1
HYUNDAI	-	-	-	1
IRISBUS	-	-	-	1
IRIZAR	-	-	2	-

Table 6 (cont)
Sales of new and used buses by make: May 2019 and January - May 2019

Make	Buses			
	May		January - May	
	new	used	new	used
ISUZU	-	-	2	2
ISUZU, ANADOLU ISUZU, TURKUAZ, TURQUOISE, AIOS	1	-	7	-
ISUZU,ANADOLU ISUZU,AIOS,AOS, TURKUAZ,TURQUOISE,GLOBUS	4	-	4	-
IVECO	-	-	-	5
JONCKHEERE	-	-	-	1
KARSAN	1	-	8	-
MAN	2	12	29	49
MAN/NEOPLAN	-	-	-	2
MERCEDES	-	111	33	353
MERCEDES AROBUS	15	-	22	-
MERCEDES CENTO BUS	1	-	4	-
MERCEDES ERDUMAN	5	-	10	1
MERCEDES ERMISBUS	3	-	9	-
MERCEDES NIKAS	5	-	12	-
MERCEDES PAPADAKIS	-	-	6	-
MERCEDES ΑΠΟΣΤΟΛΟΣ ΚΟΥΤΣΙΟΣ ΜΟΝ/ΠΗ ΕΠΕ	-	-	1	-
MERCEDES NIKAS	-	-	10	-
NEOPLAN	20	1	36	13
OPEL	1	-	8	-
OTOKAR	-	-	-	1
RENAULT	-	1	-	2
SAAB	-	-	-	1
SCANIA	-	3	-	9
SCANIA HIGER	2	-	4	-
SETRA	4	11	6	40
TEMSA	-	2	1	19
VAN HOOL	1	-	1	2
VDL	-	-	-	1
VOLKSWAGEN	-	2	-	12
VOLVO	-	4	-	9
XIAMEN KING LONG	-	-	-	4
TOTAL	67	162	218	613

Graph 12. Sales of new buses by make (January - May 2019)

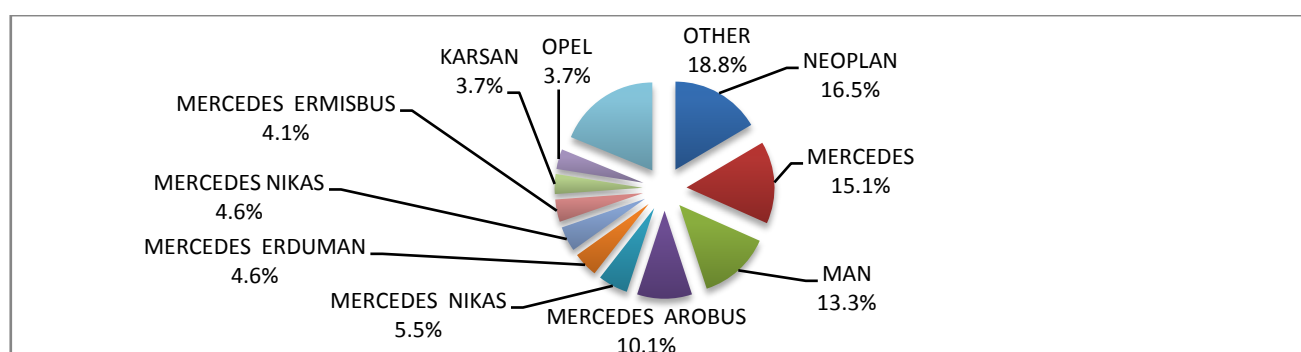


Table 7
Sales of new and used motorcycles by make or manufacturer: May and January - May 2019

Make	Motorcycles			
	May		January - May	
	new	used	new	used
ACCESS	-	-	1	-
ADIVA	-	1	-	1
APRILIA	3	14	14	36
APRILIA, DERBI, GILERA di Piaggio & C. S.p.A.	1	-	2	-
AYO, HAOJIANG, ZHONGYU, THUMP, THUMPSTAR, KIDEN, ZONTES, Junak, SENKE, TANNY, TYAN, ROMET, ROMET MOTORS, ROUTER	-	-	9	-
BAJAJ	6	-	23	-
BASHAN, AMGroup, AMGroup Bike, DON, IRBIS, WORKER BEAR, Nomik ATV 2	6	-	11	-
BENELLI	55	1	126	3
BETA	3	-	20	-
BMW	76	20	308	72
BOMBARDIER RECREATIONAL PRODUCTS ING (BRP)	3	1	5	2
BRIXTON	7	-	24	-
CECTEK	-	-	1	-
CFMOTO	51	1	66	2
CFMOTO, GOES	29	1	63	1
CG	-	-	2	-
CHONGQING LIFAN	-	1	-	1
CLUB CAR, LLC	-	-	-	3
DAELIM	4	-	8	3
DAYANG, DAYTONA MOTORS, NIPPONIA, KUBA	78	-	246	2
DAYANG, DAYTONA MOTORS, NIPPONIA, SALCANO	325	-	1,152	5
DAYANG, ECOCREMO, ECOOTER, ECOOTOR, PINK, AGM, JCADI, Vmoto, TilGreen	1	-	1	-
DIVINESTAR&MOON, GSMOON, QSTRONG	-	-	-	1
DUCATI	24	8	67	22
EVA, EMBUGGY, VINTAGE, EVANGEL	7	-	12	-
GAS GAS	1	-	6	-
GILERA	-	1	-	7
GILERA, PIAGGIO	-	-	-	2
GOUPIL	2	-	2	-
GUANGZHOU DAYANG MOTORCYCLE	-	1	-	1
HAOJIAN, ZONTES, TAYO, Sharpon, IFINO, KIDEN, ZHONGYU, CUBTOM, DIYUN, NAMIN, TIM DERVI, VUKA, THUMP, RIPPER	2	-	6	-
HARLEY DAVIDSON	20	5	49	39
HESHAN, GOUJI, NANLIAN, MOTORCYCLE INDUSTRY, ORCAL, AJS, HERALD MOTOR COMPANY, MACBOR, MOTOBİ	-	-	1	-
HI-BIRD, KOAYENG, BELDERIA, OSMAN	-	-	-	1
HM	-	-	-	1
HONDA	450	76	1,516	276
HSUN, HISUN, APACHI, Mx, MASAI, HYTRACK, TRAPPER, PUMAREX, GEON, ASYAMOTOR, DAYTONA MOTORS, KRAL	64	-	102	-
HUSQVARNA	1	-	11	1
HYOSUNG	1	-	1	-
HYOSUNG & S&T KANUNI	2	-	2	-
IANYING, TYM, XINBEN, TEYIN, RIYA, ONGYUNDA, SANBEN, ALFA, Senzo, La Souris, TCB, KENTOYA	6	-	10	-
INDIAN MOTORCYCLE	3	-	9	-
ITALCAR	-	-	2	-
JIAJUE, JOYRACE, MAXON, GINEVA MOTO, MONDIAL, UGUR, DERRACE, VIARELLI, Berini, MAGPOWER, ROMET MOTORS	-	-	2	-

Table 7 (cont)
Sales of new and used motorcycles by make or manufacturer: May and January - May 2019

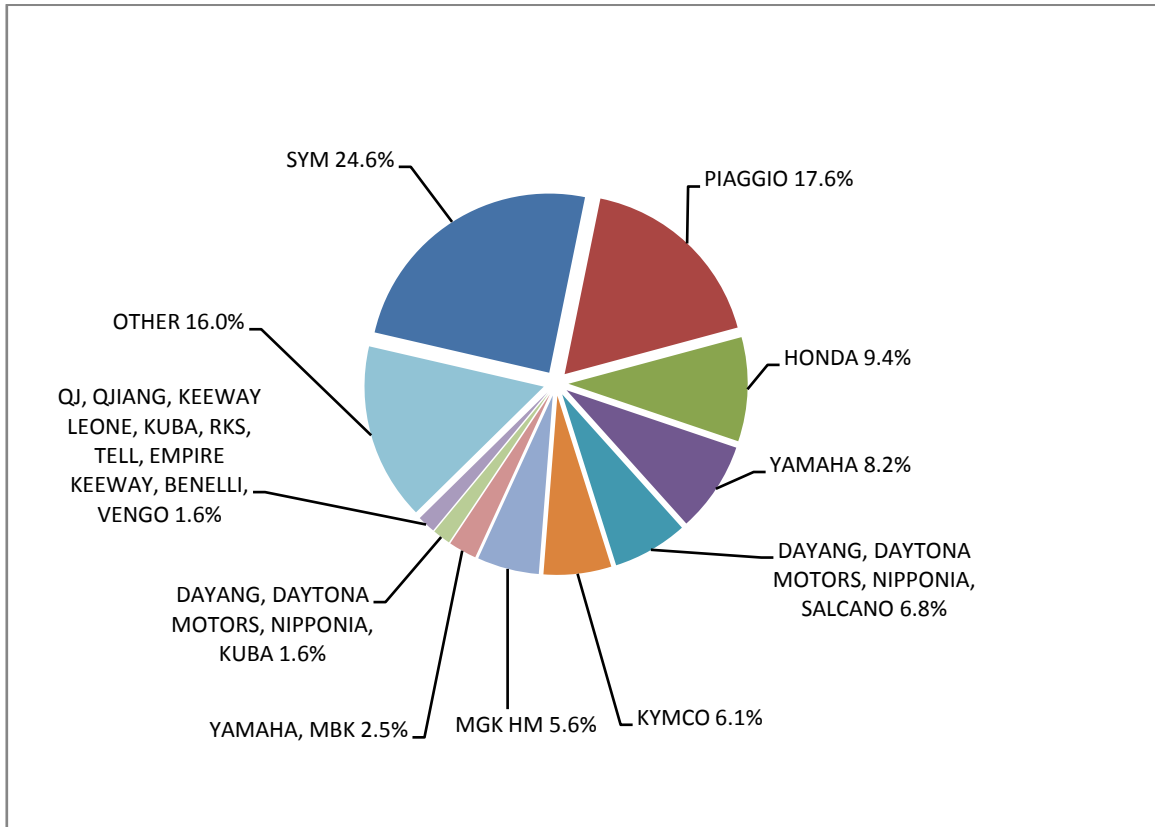
Make	Motorcycles			
	May		January - May	
	new	used	new	used
JIANSHE	-	-	2	-
JIAYUAN	7	-	19	-
JINLANG, ZUNDAPP, XHODNA, APGmoto, COLIBRI, RAZORY, VIARELLI, SUMCO, FLEX TECH, IVA, TNT moto	-	-	4	-
KAWASAKI	27	8	107	31
KTM	25	6	123	20
KWANG YANG	-	-	-	7
KYMCO	293	69	757	197
LAMBRETTA	1	-	11	-
LAVERDA	-	1	-	2
LIFAN, SKYGO, HONLEI, BISAN-LIFAN, TRUVA, SALCANO, YUKI, RAMZEY, BRANSON, SUMCO, NEMO, XPLOER, LEVO, ACONDA	1	-	1	-
LINHAI, KUBA, ONLINE, LHY	36	-	51	-
LINHAI, LHY, KUBA, HYTRACK	-	-	3	-
LINHAI, SINNIS	1	-	1	-
LML	-	1	-	2
LONGCIN	-	2	-	2
LONGJIA, ITALJET, ORCAL, BEELINE, ROMET MOTORS, GEMINI, LEXMOTO, JAHANRO, VGA, DAYTONA MOTORS	5	-	22	1
LONGJIA, ORCAL, TNT MOTOR, BEELINE, VGA, ITALJET, GEMINI, lexmoto, Jahanro, italo, NECO	8	-	22	-
MALAGUTI	-	1	-	9
MBK	4	5	6	11
MG MOTO	1	-	5	-
MGK HM	268	2	875	4
MODENAS	-	-	-	2
MONDIAL, PELPI INTERNATIONAL	2	-	7	-
MOTO GUZZI	3	-	21	1
MOTO S.P.A	1	-	3	-
MV AGUSTA	2	-	3	1
NIU, NUUV	1	-	12	-
PEUGEOT	25	2	61	7
PGO	-	-	2	-
PIAGGIO	844	64	2,200	193
PIONEER	-	-	-	1
POLARIS	19	-	52	2
QINGQI	1	-	4	-
QINGQI, CLEVELAND CYCLEWERKS ACE, CLEVELAND ACE, CLEVELAND CYCLEWERKS ACE DELUXE	-	-	3	-
QINGQI, KADIRGA	-	-	1	-
QINGQI, PIONEER, i-moto, SUPERBYKE, KENROD, QLINK,YUKI, SACHS-Bikes, DAYTONA	-	-	1	-
QINGQI, YUKI, KARCHER, DAYTONA, SINNIS, KREIDLER	1	-	1	-
QJ, QJIANG, KEEWAY, LEONE, KUBA, RKS, TELL, EMPIRE KEEWAY, BENELLI, VENGO	78	-	226	3
QUADDY	-	-	1	-
QUADRO, QUADRO VEHICLES	1	-	6	3
RAGE	-	-	-	1
REGARD, GOES, HIGHROADER, VOCH, FRISIAN MOTORS	-	-	1	-
REVA	-	-	-	1
ROYAL ENFIELD	5	1	8	2

Table 7 (cont)

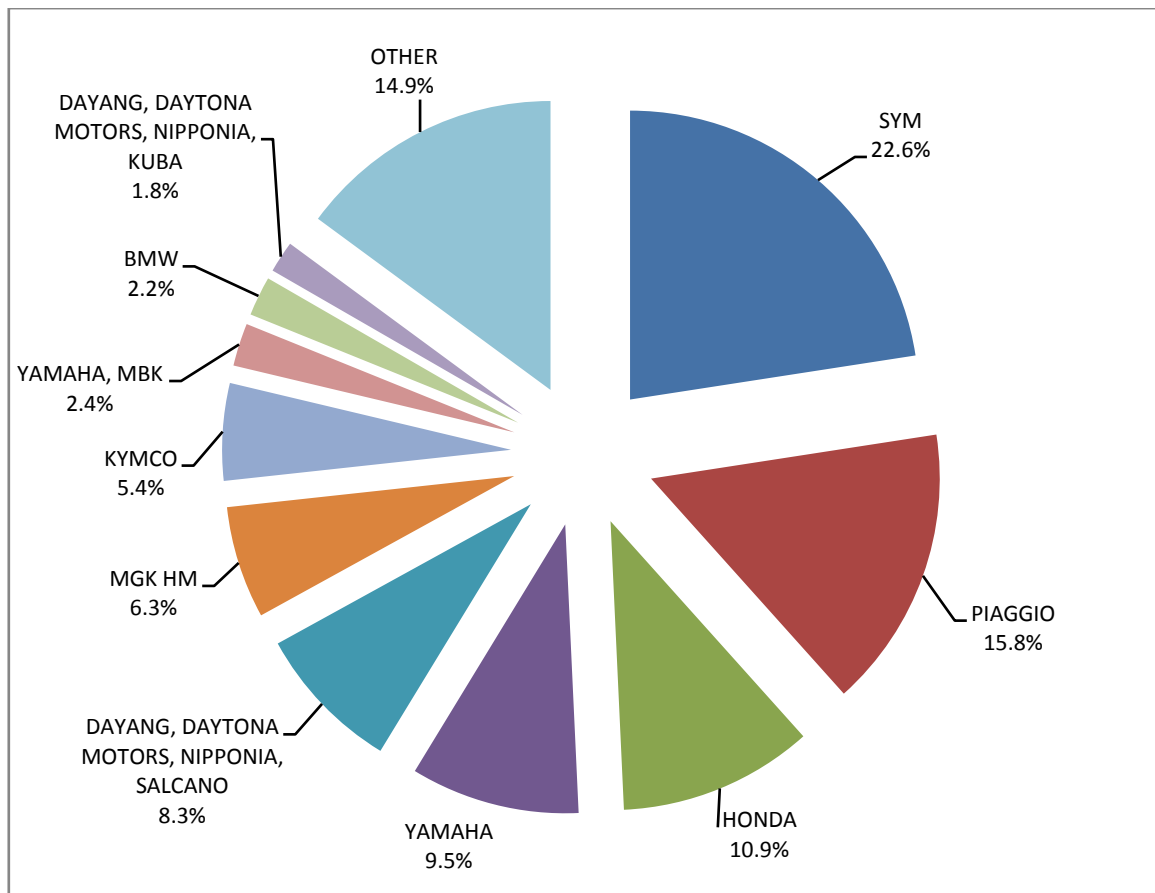
Sales of new and used motorcycles by make or manufacturer: May and January - May 2019

Make	Motorcycles			
	May		January - May	
	new	used	new	used
Royalloy, Royal Alloy, RA, SCOMADI, VALENTINO,VALENTINO MOTORI	2	-	14	-
SAN YANG	-	4	-	7
SCUTUM, ETRIX, SILENCE	1	-	1	-
SHANYANG, ATLAS PANTHER, YAMAZUKI MOTO, MOTORKING, Hirlee, XB	4	-	22	1
SHARE'NGO, ZHIDOU	1	-	2	16
SHERCO	1	3	3	3
SHINERAY, MONDIAL, DAYTONA MOTORS, WK, ROMET MOTORS, MASH, M1NSK, WK BIKES	4	-	14	-
SKYTEAM	-	1	-	1
SKYTEAM, SACIN, METALCO, SOKUDO, BAZUKA, MINICO, MOTOS BORDOY, SUMCO, ROXON, CSR, MONKEY BIKES, FAZTEK	-	-	2	-
SKYTEAM, SASIN, CSR, METALCO, SOKUDO, BAZUKA, MINICO, MOTOSBASI	4	-	9	-
SUZUKI	52	22	165	90
SYM	1,179	19	3,140	76
TAYO, HAOJIANG, ZHONGYU, THUMP, THUMPSTAR, KIDEN, ZONTES, Junak, SENKE, TANNY, TYAN, ROMET, ROMET MOTORS, ROUTER	66	1	131	1
TGB	-	-	-	1
TIANYING, RIYA, HONGYUNDA, TYM,HONLING, TAMCO, ALISON, DMK MOTORS, WLIE,LEEWAY, WLXQ, AP Gmoto, ALFA	9	-	22	-
TM RACING	-	-	1	1
TODAY SUNSHINE	-	-	1	-
TRIUMPH	11	2	59	9
TUK TUK FACTORY , Tuk Tuk Company, Tuk Tuk, Ecotuk, Eco-Tuk, Tuk-E, E-tuk, Tuxi, TTF, TTC, tripp, Sam-Lor	-	-	1	-
VALENTI	-	-	-	1
VICTORY MOTORCYCLES	-	-	-	1
VMOTO,E-MAX,FMC,JINYING,DAO,VENGO,TELL,SXT	-	-	2	-
WANGYE, SANBEN, UM, KENOS, SUPERBYKE, MDC, MISTRAL, STREET ELEGANCE, 4WMOTO, RIVERO, VIKERS, ZIPP, SANLI, GOWINN	2	-	3	-
WANGYE, SANBEN, UM, MONDIAL, KENOS, SUPERBYKE, RIALLI, MDC, STREET ELEGANCE, 4WMOTO, MISTRAL, RIVERO, VIKERS	-	-	1	-
WONJAN, SAMADA	-	-	1	-
XGJAO, ZIPP, TOROS, ROMET, ROMET MOTORS, ROUTER, VEEROAD, DAYTONA MOTORS, GEMINI, MH MOTORCYCLES, MTG MOTORS	21	-	65	-
XINGYUE, QSTRON	-	-	1	-
YAMAHA	391	100	1,316	328
YAMAHA, MBK	122	-	334	1
YINGANG, BENYI, ROMET MOTORS, YUKI, ROUTER, MOTORAN, DAYTONA MOTORS, M1NSK, HAMACHI, KUBA, MONDIAL	10	-	39	-
YINXIANG, MONDIAL, GEMINI, TCB	-	-	4	-
ZHONGNENG, ZNEN, AGM, AJS, YUKI, COLIBRI, EUROCKA, BTC, NOVA MOTORS, LEXMOTO, Actionbikes Motors	13	-	34	-
ZHONGNENG, ZNEN, AGM, AJS, YUKI, COLIBRI,EUROCKA, BTC, NOVA MOTORS, LEXMOTO	4	-	11	-
ZONGSHEN, ZIP STAR, Lexmoto, ICONE, VORTEX, M1NSK, MACBOR, MONDIAL, ROMET MOTORS	-	-	3	-
ZONGSHEN, ZIP STAR, ZEALSUN, KENTOYA, MOTOROMA, PRONAR, KEEWAY, MOTOVELO, ASYA	5	-	12	1
ZONGSHEN, ZIPSTAR, ICONE, JUNAK, Lexmoto, MH Motorcycles, MINSK,MONDIAL, ROMET MOTORS, SINNIS, SPARKSTER	1	-	3	-
TOTAL	4,794	445	13,918	1,523

Graph 13. Sales of new motorcycles (May 2019)



Graph 14. Sales of new motorcycles (January - May 2019)



EXPLANATORY NOTES

Survey on the issuing of new road motor vehicle circulation licenses	The survey on the issuing of new motor vehicle circulation licenses is a census survey. The released data give information, at country level, on the brand and type of the motor vehicle, as well as whether it is new or used. The survey does not include vehicles that move on rails, trolley busses, agricultural tractors and machinery. In addition, the following are excluded: all motor vehicles of the Armed Forces, Police, Fire Brigade, State Services, Diplomatic Corps, Foreign Missions, and Invalids of Wars, as well as motorcycles with a cylinder capacity less than 50 cc.
Legal basis	Law 3832/2010
Reference Period	May 2019
Coverage	The production of monthly data is based on the registers held by the Ministry of Infrastructure, Transport and Networks, which records all the monthly changes observed in the vehicle registration licenses at country level.
Definitions	<p>Road motor vehicle is any vehicle that, irrespective of the number of wheels, is moved by an engine and is designed to transport persons or cargo or both of them, either they are on the same single vehicle or on a trailer carried by the main motor vehicle.</p> <p>New road motor vehicle is any motor vehicle that is registered for the first time in Greece during the reference month and has not been put into circulation in any other country.</p> <p>Used motor vehicle is any motor vehicle that is registered for the first time in Greece and has been imported as a used one from abroad</p> <p>Passenger motor vehicle: it is a motor vehicle designed to carry mostly people, having no more than 9 seats, including the driver's seat.</p> <p>Bus: it is a motor vehicle, which is designed to carry mostly people, having more than 10 seats, including the driver's seat. (In the corresponding tables of this Press Release, this category also includes articulated buses.)</p> <p>Lorry: it is motor vehicle designed to carry mostly cargo. (In the corresponding tables of this Press Release, this category also includes tractors, tow trucks, articulated tractors, and trucks with trailers).</p> <p>Motorcycle: any two-wheeled motor vehicle, with or without sidecar, with maximum authorized design speed over 45 km/h, or in case it is powered by a combustion engine, with a cylinder capacity of 50 cc or over (In the corresponding tables of this Press Release, this category also includes the three-wheeled motor vehicles – motor tricycles).</p> <p>Tricycle motor vehicle: it is a motor vehicle with three symmetrical wheels with maximum authorized design speed over 45 km/h, or in case it is powered by a combustion engine, with a cylinder capacity over the 50 cc. This category also includes four-wheel vehicles, except the light four-wheel motorcycles, whose empty vehicle tare (excluding the weight of the fuel or mixture of fuel-oil or the weight of the batteries for electric cars) is up to 400 kg in the case the vehicle is designed for passenger use or up to 550 kg in case the vehicle is designed to carry cargo and whose engine is up to 15KW.</p>
Methodology	Exhaustive Survey. The primary data derive from the Ministry of Infrastructure, Transport and Networks and are based on the issuing of new circulation licenses as they are registered by the Regional Offices for Transport and Communications.
References	More information (graphs, tables) concerning the survey on the issuing of new motor vehicle circulation licenses are available on the webpage of ELSTAT, www.statistics.gr , under the link http://www.statistics.gr/en/statistics/-/publication/SME24/