



HELLENIC REPUBLIC
HELLENIC STATISTICAL AUTHORITY

Piraeus, 12th April, 2019

PRESS RELEASE
DIVORCE STATISTICS: Year 2017

The Hellenic Statistical Authority (ELSTAT) announces divorce statistics for the year 2017 based on the Court decisions during the divorce process. The data derive from a specialized statistical questionnaire completed for each divorce issued¹. The number of decisions issued is cross-checked with aggregate data forwarded by the Courts of First Instance to the Ministry of Justice, Transparency and Human Rights. The response rate is 98%.

In 2017, the number of divorces amounted 19,190 compared to 11,013 in 2016, recording an increase of 74.2% (Table 1). When analyzing the data, the abstention of lawyers in the first semester of 2016 should be taken into account, which led to a decrease in the number of judgments issued in that year and an increase in the corresponding figures in 2017. The crude marriage and divorce rate for year 2017 is 4.7 and 1.8 respectively.

The average rate of divorces for the period 2014 - 2017 is 15,058 divorces, against 51,637 marriages (Graph 1). As regards the type of divorce, on average, seven out of ten divorces issued in the last decade are of mutual consent (Table 3.1). Up to 58.2% of the contested divorces was issued against both spouses (Table 8).

In 2017, most petitions for divorce are filed at the age of 40-44 years (men 16.6% and women 18.2%), followed by the age groups 45-49 years for men (16.3%) and 35-39 years for women (17.3%) (Table 4, Graph 2). A high frequency of divorces occurs between the fourth and the twelfth year of marriage (Graph 3).

The dependent children (under 18 years) from dissolved marriages amount to 16,103 (64.3% of the total children) (Table 6). In the case of 18,208 divorces (94.9%) the citizenship of husband is Greek. The citizenship of wife is Greek in the case of 17,419 divorces (90.8%). Both spouses have Greek citizenship in the case of 16,904 divorces (88.1%) (Table 7).

Detailed tables and graphs follow below.

Contact

Social Statistics Division
Justice and Public Order Statistics Section
Sofia BALLA, 213 1352135
Kleoniki THEODORAKI, 213 1352771
e-mail: justistat@statistics.gr

¹ 2017 is the last year of divorces' data collection by the Courts of First Instance. From 2018, divorces and civil partnerships dissolutions will be derived from the Civil Register Offices.

Table 1. Divorces, 2008 and 2015 - 2017

	2008	2015	2016	2017	Annual change 2016/2015 (%)	Annual change 2017/2016 (%)	10 years change 2017/2008 (%)
Divorces	13,163	15,600	11,013	19,190	-29.4	74.2	45.8

Table 2. Crude marriage rate and crude divorce rate, 2005 - 2017

	2005	2006	2007	2008	2009	2010	2011	2012	2013	2014	2015	2016	2017
Marriages per 1,000 inhabitants	5.5	5.2	5.5	4.8	5.3	5.1	5.0	4.5	4.7	4.9	5	4.6	4.7
Divorces per 1,000 inhabitants	1.2	1.2	1.2	1.2	1.2	1.2	1.1	1.3	1.5	1.3	1.4	1.0	1.8

Graph 1. Evolution of marriages and divorces, 1970 - 2017

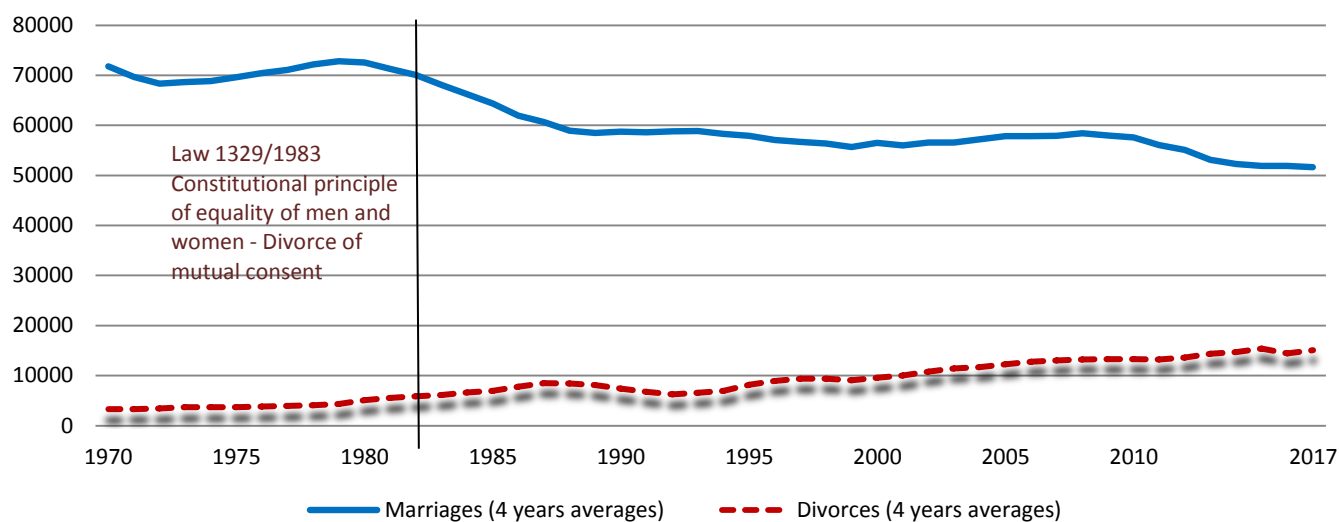


Table 3. Divorces, by type and reason of divorce, 2008 - 2017

	2008	2009	2010	2011	2012	2013	2014	2015	2016	2017
Total	13,163	13,607	13,275	12,705	14,880	16,717	14,427	15,600	11,013	19,190
1. Divorces by consent	9,118	8,777	8,589	8,602	11,395	12,823	11,651	12,075	8,504	13,865
2. Contested divorces	3,999	4,813	4,647	4,055	3,458	3,883	2,755	3,519	2,509	5,325
2.1 Serious breakdown of marital relationship	1,404	1,859	1,356	1,191	901	899	692	802	521	1,012
2.2 4-year/ 2-year separation	2,595	2,954	3,291	2,864	2,557	2,984	2,063	2,717	1,979	4,264
2.3 Other (adultery until 2001, spouse missing) & unknown	0	0	0	0	0	0	0	0	9	49
3. Not reported²	46	17	39	48	27	11	21	6		

² From 2016 onwards, "Not reported" is included in contested divorces as "Unknown".

Table 3.1 Percentage distribution (%) of divorces, by type of divorce, 2008 - 2017

Type of divorce	Distribution (%)									
	2008	2009	2010	2011	2012	2013	2014	2015	2016	2017
1. Divorces by consent	69.3	64.5	64.7	67.7	76.6	76.7	80.8	77.4	77.2	72.3
2. Contested divorces	30.4	35.4	35.0	31.9	23.2	23.2	19.1	22.6	22.8	27.7
3. Not reported³	0.3	0.1	0.3	0.4	0.2	0.1	0.1	0.0		

³ From 2016 onwards, "Not reported" is included in contested divorces as "Unknown".

Table 4. Divorces, by age of the spouses at the time of petition is filed, 2017

Age group	Men	Women	Men %	Women %
Total	19,190	19,190	100.0%	100.0%
15 - 19	1	7	0.0%	0.0%
20 - 24	40	180	0.2%	0.9%
25 - 29	381	916	2.0%	4.8%
30 - 34	1,293	2,231	6.7%	11.6%
35 - 39	2,477	3,313	12.9%	17.3%
40 - 44	3,195	3,487	16.6%	18.2%
45 - 49	3,134	2,763	16.3%	14.4%
50 - 54	2,511	1,668	13.1%	8.7%
55 - 59	1,556	862	8.1%	4.5%
60 - 64	846	398	4.4%	2.1%
65 - 69	420	227	2.2%	1.2%
70 - 74	208	83	1.1%	0.4%
75 +	138	43	0.7%	0.2%
Unknown	2,990	3,012	15.6%	15.7%

Graph 2. Divorces, by age of men and women divorcing, 2017

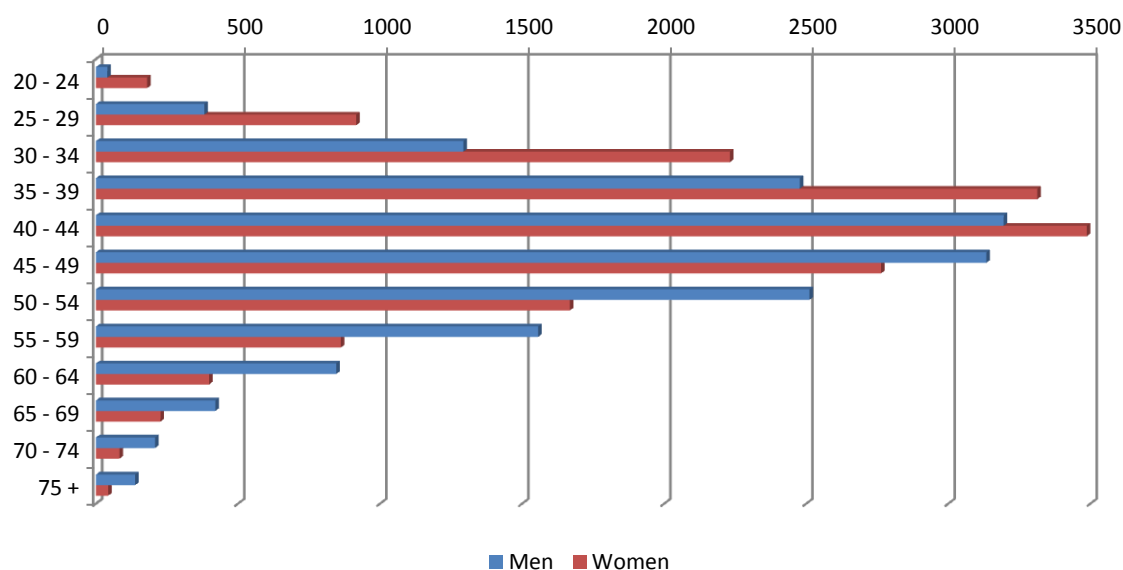


Table 5. Divorces, by duration of marriages that end in divorce, 2017

Duration of marriages that end in divorce	Marriages that end in divorce
Total	19,190
Up to 2 years	237
Up to 1 year	23
1 year	214
2 - 5 years	1,904
2 years	481
3 years	652
4 years	771
5 - 10 years	4,245
5 years	809
6 years	846
7 years	910
8 years	881
9 years	799
10 years +	12,804
10 - 14 years	3,696
15 - 19 years	3,008
20 - 24 years	2,343
25 - 29 years	1,647
30 - 34 years	1,062
35 - 39 years	572
40 - 44 years	280
45 - 49 years	125
50 years +	71

Graph 3. Divorces by duration of marriage, 2017

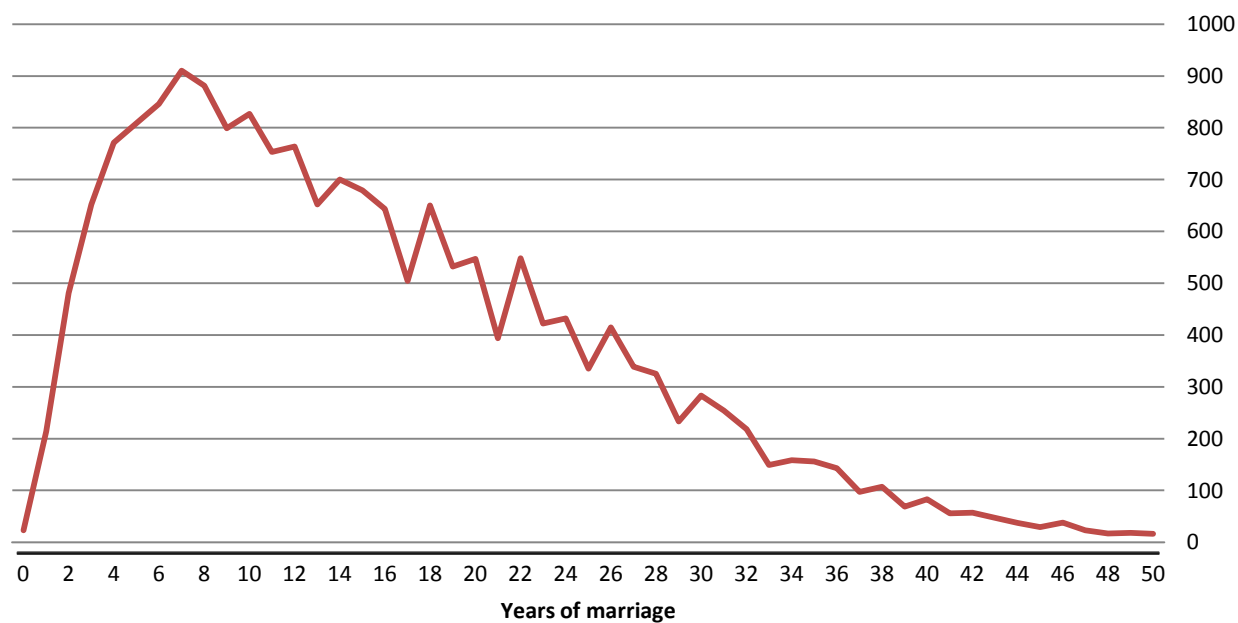


Table 6. Divorces, by number of children and aggregate number of dependent children of marriages that end in divorce, 2017

	Total	Number of children								
		0	1	2	3	4	5	6	7+	Not reported
Total divorces	19,190	3,469	5,812	6,622	1,369	331	81	15	5	1,486
Aggregate number of children	25,025	0	5,812	13,244	4,107	1,324	405	90	43	
Aggregate number of dependent children (under 18 years)	16,103	0	4,826	8,234	2,205	618	179	27	14	
Aggregate number of independent children (over 18 years)	8,922	0	986	5,010	1,902	706	226	63	29	

Table 7. Divorces, by country of citizenship of the spouses, 2017

Citizenship of husband	Total	Citizenship of wife			
		National citizenship	Citizenship of EU member state	Citizenship of a country not member of the EU	Unknown
Total	19,190	17,419	674	970	127
National citizenship	18,208	16,904	441	826	37
Citizenship of EU member state	349	115	214	18	2
Citizenship of a country not member of the EU	534	389	17	126	2
Unknown	99	11	2	0	86

Table 8. Contested divorces, by party against whom the divorce was issued, 2017

	Total	Issued against:		
		Husband	Wife	Both
Contested divorces	5,325	1,307	917	3,101
Percentage distribution (%)		24.5	17.2	58.2

EXPLANATORY NOTES

- Survey on Divorces** The Survey on Divorces is conducted on a yearly basis and collects data from divorce decisions issued by the Courts of First Instance of the Country.
From 2016 onwards, the Survey is carried out by means of a specific statistical questionnaire filled in by the Courts of First Instance. Prior to 2016, the requested data was included in a common statistical questionnaire referring to the decisions of Civil courts in general.
For each divorce decision issued by the competent Judge a specialized statistical questionnaire should be completed and submitted through the Secretariat of the Court to ELSTAT.
The data collected are broken down by Judicial Regions, at first and second level of jurisdiction.
- Legal basis** The survey on divorces is conducted by virtue of the Greek Statistical Law 3832/2010, as in force, and the Joint Ministerial Decision 10498/B115/16.05.63.
- Legislation for divorces:**
- Law 1329/1983 "Implementation of the constitutional principle of equality of men and women in the Civil Code, its introductory law, commercial law and the Code of Civil Procedure, as well as some modernization of the provisions of the Civil Code concerning the family law".
Article 1439 (1) and (2) of Civil Code – Serious impairment of the marital relationship and separation of two-years (four-years).
Article 1440 AK – Spouse missing.
Article 1441 AK – Divorce of mutual consent.
 - Law 4509/2017
Article 22 introduces the possibility of marriage dissolution by written agreement of the spouses, with the presence of attorneys for each of them. The settlement is concluded with a notarial deed. The Law came into force in 2018.
- Periodicity** Annual
- Definitions and basic concepts**
- Civil Courts:** Courts with jurisdiction over private disputes.
- Types of divorce:** a) of mutual consent, b) contested (Law 1329/1983, Chapter 7 Divorce, articles 1438 – 1441 of the Civil Code)
- Reasons of divorce** (apply to the contested divorces): 4-years / 2-years separation, serious breakdown of marital relationship, other reasons like spouse missing according to the Civil Code. Divorces with "Unknown" reasons (or not reported) are added to the "Other" reasons (from 2016 onwards)
- Party against whom the divorce was issued** (apply to the contested divorces): The accountability of the spouse on account of whom the marriage was terminated.
- Number of children:** Number of children under and over 18 years from the marriages that end in divorce, so that dependent and non-children can be calculated. The variable is available from 2016 onwards.
- Age of spouses:** The age of the spouses at the time the petition is filed.
- Citizenship of spouses:** a) national citizenship, β) citizenship of other country of the European Union (EU), c) citizenship of a country not member of the EU, d) Unknown. In the case of dual citizenship, one of which is Greek, Greek is registered. The citizenship variable is available from 2016 onwards.
- Methodology** Data are collected through a standard statistical questionnaire which is filled for every final divorce decision issued by the Court. Divorce statistics do not include

rejections and annulments that took place in the reference year.

More information on the methodology of the survey is available on the webpage of ELSTAT (www.statistics.gr), Statistics → Population and Social Conditions → Justice → Civil Justice → Divorces → Methodology

References More information on the survey is available on the webpage of ELSTAT (www.statistics.gr), Section: Statistics → Population and Social Conditions → Justice → Civil Justice → Divorces