



## PRESS RELEASE

### ISSUING OF MOTOR VEHICLE LICENSES: MARCH 2019

The Hellenic Statistical Authority announces that in March 2019, 17,205 road motor cars (both new and used from abroad) were put into circulation for the first time, recording a 9.5% decrease compared with the corresponding month of 2018 when the number of road motor cars was 19,014. In March 2018, a 23.9% increase had been observed in comparison with the corresponding month of 2017 (Table 1, Graphs 1,2,3,5). A total number of 10,213 new cars were put into circulation in March 2019 compared with 11,736 in March 2018, recording a 13.0% decrease.

The new motorcycles (over 50cc) that were put into circulation for the first time in March 2019 amounted to 2,729, against 2,563 in 2018, thus recording a 6.5% increase. In March 2018, a 1.4% decrease had been observed in comparison with the corresponding month of 2017 (Table 1, Graph 4). Out of the above motorcycles 2,401 were new, while the corresponding figure in March 2018 was 2,296, recording a 4.6% increase.

During the period January - March 2019, 53,243 road motor cars (both new and used from abroad) were put into circulation for the first time, representing an increase of 3.9% compared to the corresponding period of 2018 when the number of road motor cars was 51,228. During the period January - March 2018 an increase of 33.2% had been observed in comparison with the corresponding period of 2017 (Table 3, Graphs 6,7). Out of the above number of road motor cars that were put into circulation, from January to March 2019, 28,396 were new, while the corresponding number during the respective period of 2018 was 28,703, recording a decrease of 1.1%.

During the period January - March 2019 the circulation of new motorcycles (over 50cc) amounted to 6,560 against 6,079 in 2018, thus representing a 7.9% increase. An increase of 28.5% had been observed during the period January - March 2018 in comparison with the corresponding period of 2017 (Table 3, Graphs 6,7). A total number of 5,802 new motorcycles were put into circulation, from January to March 2019, compared with 5,430 during the corresponding period of 2018, recording a 6.9% increase.

**Information:**

*Trade and Services Statistics Division*

*Transport, Communications and Mass Media Section*

Konstantinos Menexes

Tel: +30 213 135 2500

FAX: +30 213 135 2496

E-mail : k.menexes@statistics.gr

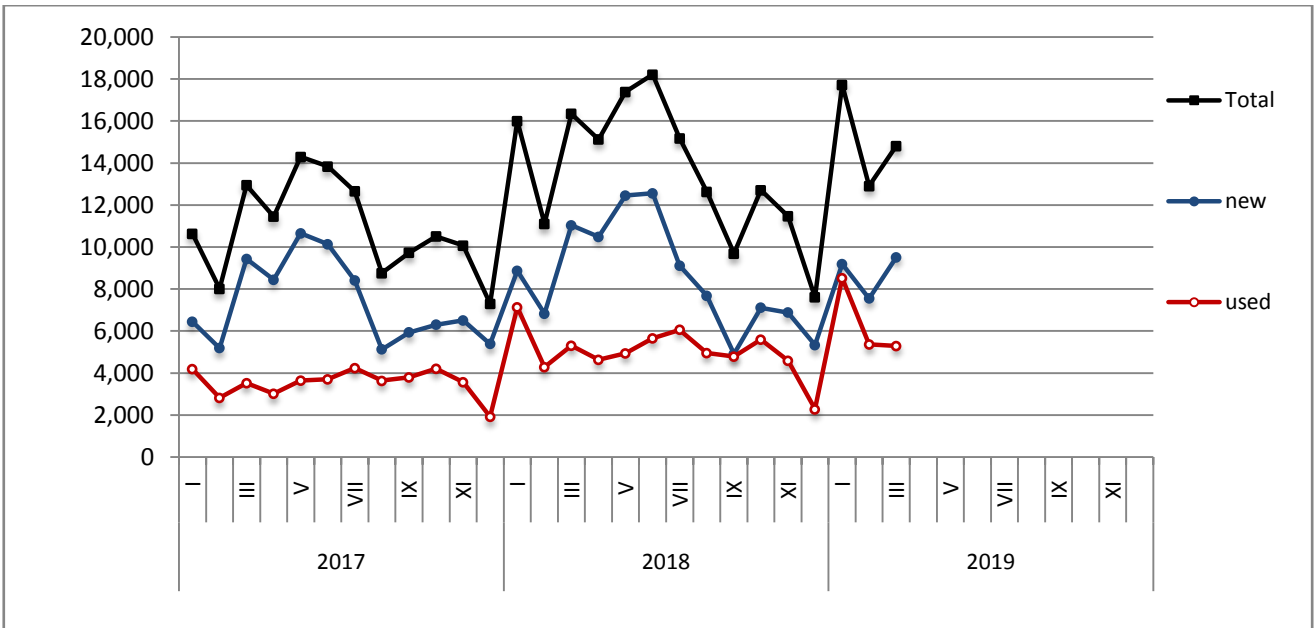
**Table 1. Road motor vehicles, both new and used, put into circulation for the first time in Greece: March 2017 - 2019**

Category of Road Motor Vehicles	March									Change (%)					
	2017			2018			2019			2018/2017			2019/2018		
	Total	New	Used	Total	New	Used	Total	New	Used	Total	New	Used	Total	New	Used
<b>Greece, total</b>															
Road Motor Vehicles,total	17,950	12,334	5,616	21,577	14,032	7,545	19,934	12,614	7,320	20.2%	13.8%	34.3%	-7.6%	-10.1%	-3.0%
1. Road motor cars	15,350	10,003	5,347	19,014	11,736	7,278	17,205	10,213	6,992	23.9%	17.3%	36.1%	-9.5%	-13.0%	-3.9%
Passenger Cars	12,949	9,435	3,514	16,350	11,044	5,306	14,811	9,517	5,294	26.3%	17.1%	51.0%	-9.4%	-13.8%	-0.2%
Buses	115	16	99	128	30	98	131	26	105	11.3%	87.5%	-1.0%	2.3%	-13.3%	7.1%
Lorries	2,286	552	1,734	2,536	662	1,874	2,263	670	1,593	10.9%	19.9%	8.1%	-10.8%	1.2%	-15.0%
2. Motorcycles > 50 cc	2,600	2,331	269	2,563	2,296	267	2,729	2,401	328	-1.4%	-1.5%	-0.7%	6.5%	4.6%	22.8%
<b>Prefecture of Attica</b>															
Road Motor Vehicles,total	9,754	8,051	1,703	12,231	9,734	2,497	10,586	8,257	2,329	25.4%	20.9%	46.6%	-13.4%	-15.2%	-6.7%
1. Road motor cars	8,628	6,958	1,670	10,945	8,495	2,450	9,294	7,031	2,263	26.9%	22.1%	46.7%	-15.1%	-17.2%	-7.6%
Passenger Cars	7,935	6,673	1,262	10,147	8,105	2,042	8,585	6,694	1,891	27.9%	21.5%	61.8%	-15.4%	-17.4%	-7.4%
Buses	43	12	31	55	16	39	55	19	36	27.9%	33.3%	25.8%	0.0%	18.8%	-7.7%
Lorries	650	273	377	743	374	369	654	318	336	14.3%	37.0%	-2.1%	-12.0%	-15.0%	-8.9%
2. Motorcycles > 50 cc	1,126	1,093	33	1,286	1,239	47	1,292	1,226	66	14.2%	13.4%	42.4%	0.5%	-1.0%	40.4%

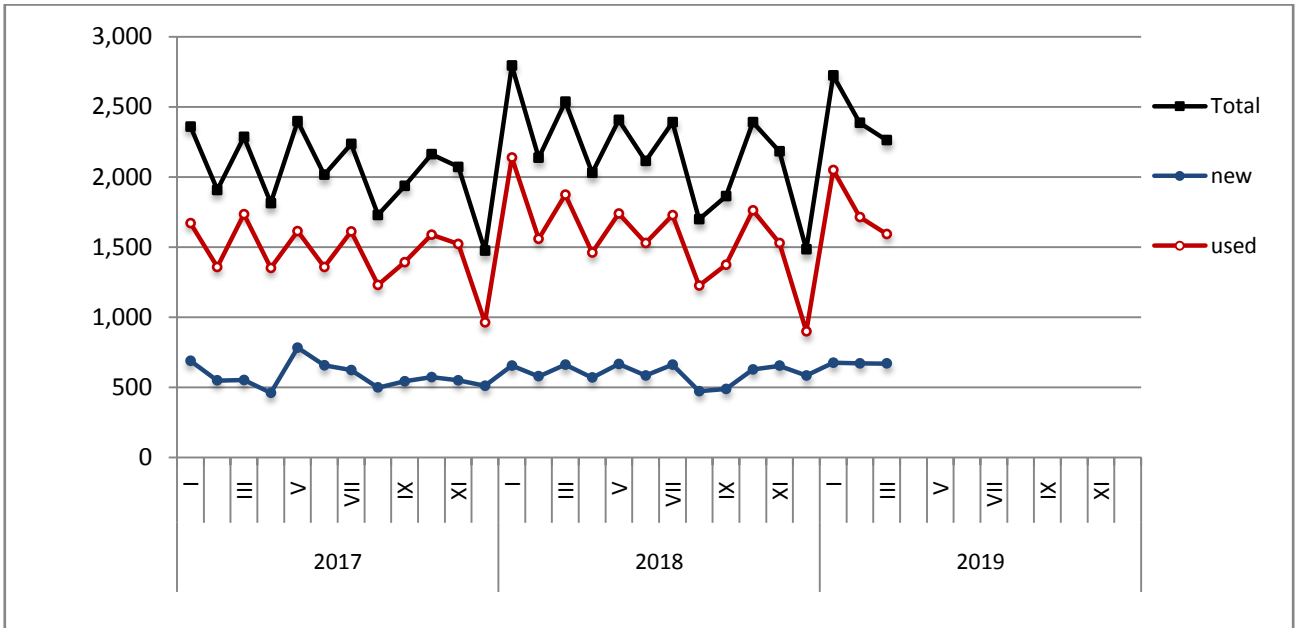
**Table 2. Road motor vehicles, both new and used, put into circulation for the first time in Greece: April 2017 - March 2019**

Category of Road Motor Vehicles	Average Apr. 2017 - Mar. 2018						Average Apr. 2018 - Mar. 2019			Change (%)		
	Average Apr. 2018 - Mar. 2019 / Average Apr. 2017 - Mar. 2018											
	Total	New	Used	Total	New	Used	Total	New	Used	Total	New	Used
<b>Greece, total</b>												
Road Motor Vehicles,total	16,790	10,925	5,865	19,178	12,016	7,162	14.2%	10.0%	22.1%			
1. Road motor cars	14,039	8,413	5,626	16,071	9,204	6,867	14.5%	9.4%	22.1%			
Passenger Cars	11,841	7,806	4,035	13,790	8,569	5,221	16.5%	9.8%	29.4%			
Buses	89	15	74	120	24	96	34.8%	60.0%	29.7%			
Lorries	2,109	592	1,517	2,161	611	1,550	2.5%	3.2%	2.2%			
2. Motorcycles > 50 cc	2,751	2,512	239	3,107	2,812	295	12.9%	11.9%	23.4%			

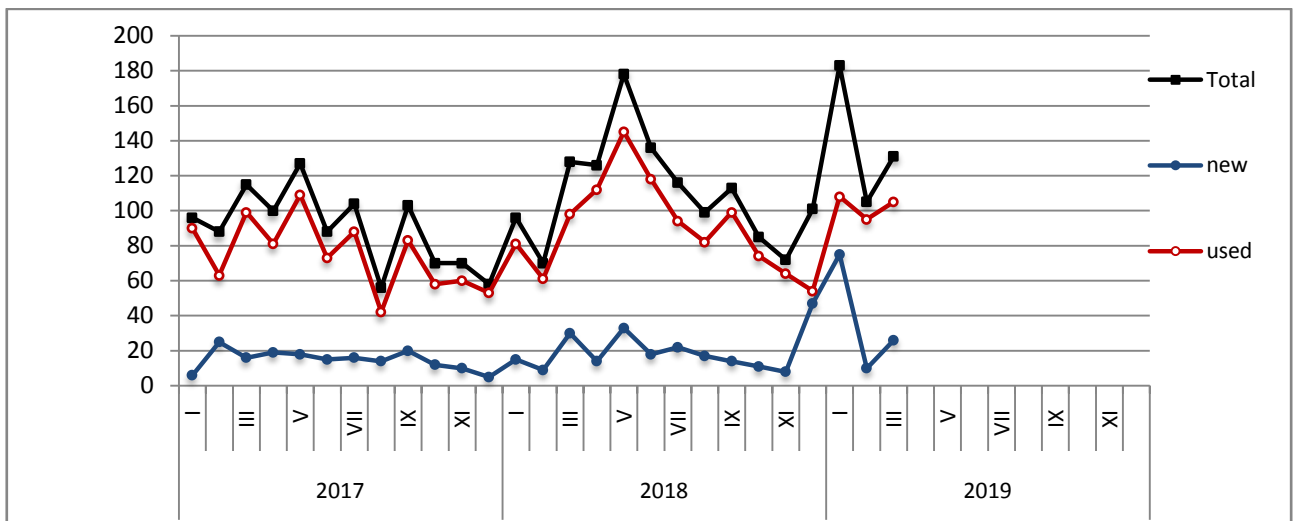
**Graph 1: Passenger Cars (January 2017 - March 2019)**



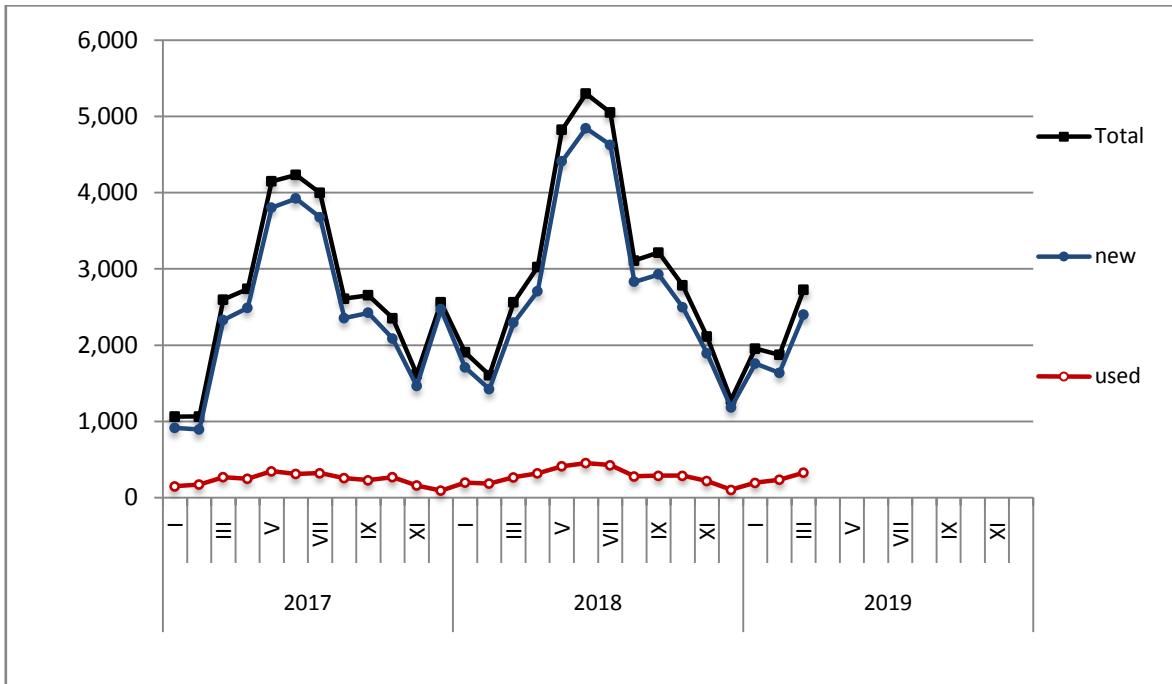
**Graph 2: Lorries ( January 2017 - March 2019)**



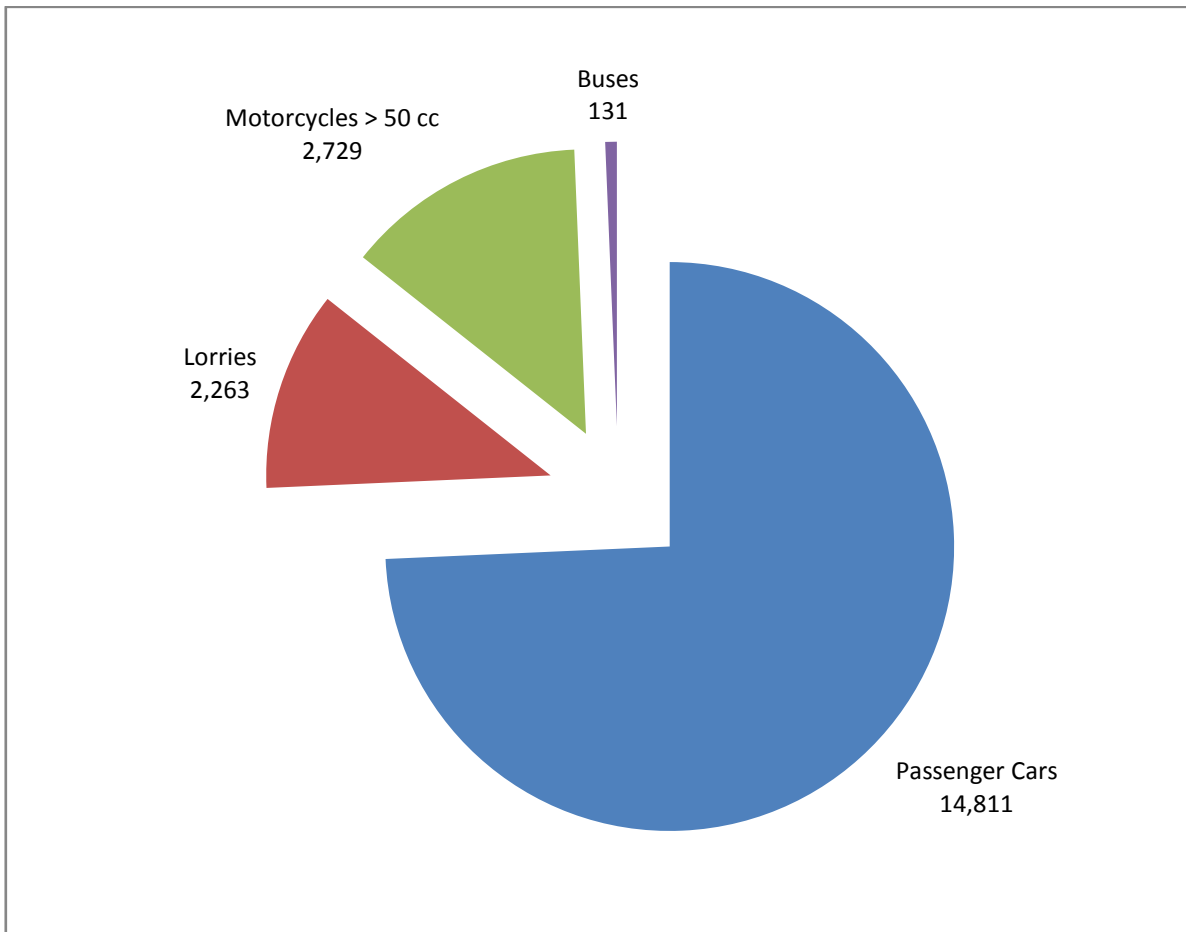
**Graph 3: Buses (January 2017 - March 2019)**



**Graph 4: Motorcycles (January 2017 - March 2019)**



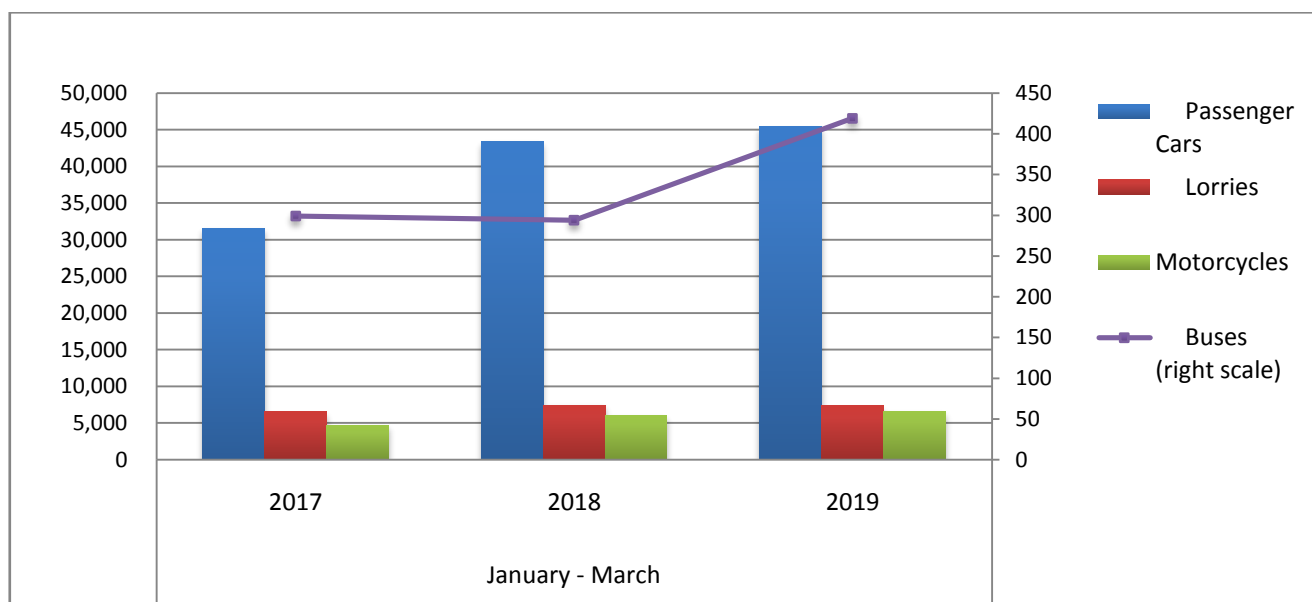
**Graph 5: New Registrations of Motor Vehicles (March 2019)**



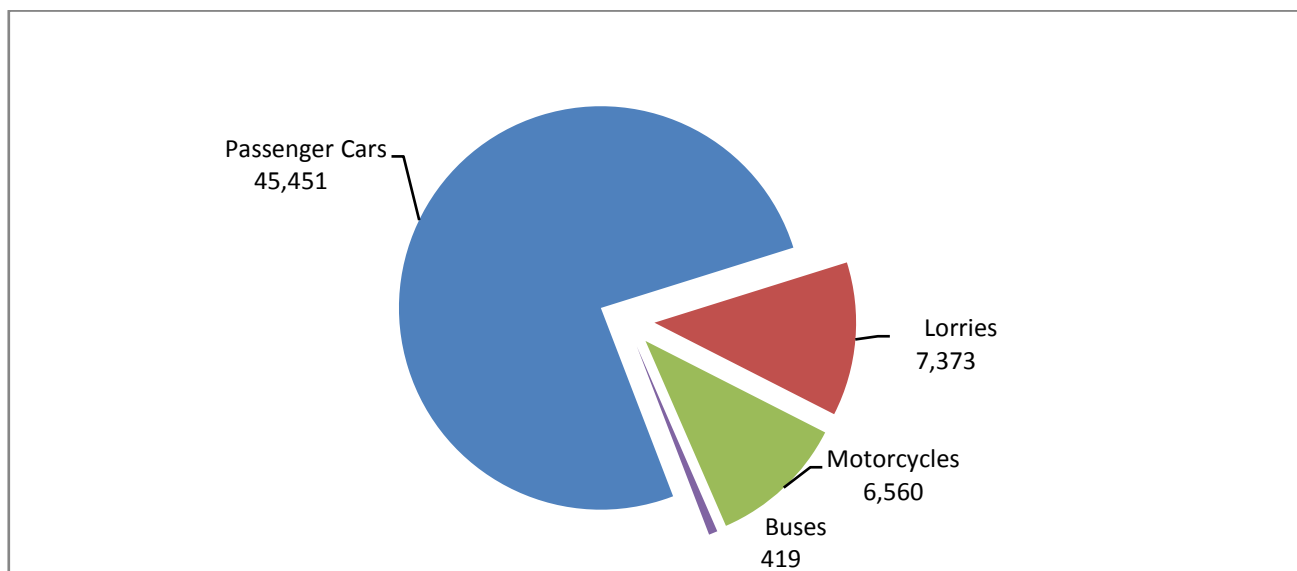
**Table 3. Road motor vehicles, both new and used, put into circulation for the first time in Greece: Jan. 2017 - Mar. 2019**

Category of Road Motor Vehicles	January - March									Change (%)					
	2017			2018			2019			2018/2017			2019/2018		
	Total	New	Used	Total	New	Used	Total	New	Used	Total	New	Used	Total	New	Used
<b>Greece, total</b>															
Road Motor Vehicles, total	43,181	27,053	16,128	57,307	34,133	23,174	59,803	34,198	25,605	32.7%	26.2%	43.7%	4.4%	0.2%	10.5%
1. Road motor cars	38,452	22,912	15,540	51,228	28,703	22,525	53,243	28,396	24,847	33.2%	25.3%	44.9%	3.9%	-1.1%	10.3%
Passenger Cars	31,599	21,075	10,524	43,467	26,753	16,714	45,451	26,268	19,183	37.6%	26.9%	58.8%	4.6%	-1.8%	14.8%
Buses	299	47	252	294	54	240	419	111	308	-1.7%	14.9%	-4.8%	42.5%	105.6%	28.3%
Lorries	6,554	1,790	4,764	7,467	1,896	5,571	7,373	2,017	5,356	13.9%	5.9%	16.9%	-1.3%	6.4%	-3.9%
2. Motorcycles > 50 cc	4,729	4,141	588	6,079	5,430	649	6,560	5,802	758	28.5%	31.1%	10.4%	7.9%	6.9%	16.8%
<b>Prefecture of Attica</b>															
Road Motor Vehicles, total	22,509	17,742	4,767	30,079	22,853	7,226	29,887	21,979	7,908	33.6%	28.8%	51.6%	-0.6%	-3.8%	9.4%
1. Road motor cars	20,183	15,504	4,679	26,901	19,798	7,103	26,523	18,807	7,716	33.3%	27.7%	51.8%	-1.4%	-5.0%	8.6%
Passenger Cars	18,257	14,554	3,703	24,716	18,805	5,911	24,356	17,823	6,533	35.4%	29.2%	59.6%	-1.5%	-5.2%	10.5%
Buses	96	30	66	113	32	81	144	38	106	17.7%	6.7%	22.7%	27.4%	18.8%	30.9%
Lorries	1,830	920	910	2,072	961	1,111	2,023	946	1,077	13.2%	4.5%	22.1%	-2.4%	-1.6%	-3.1%
2. Motorcycles > 50 cc	2,326	2,238	88	3,178	3,055	123	3,364	3,172	192	36.6%	36.5%	39.8%	5.9%	3.8%	56.1%

**Graph 6. New Motor Vehicles Circulation Licenses: January 2017 - March 2019**



**Graph 7. New Registrations of Motor Vehicles January - March 2019**



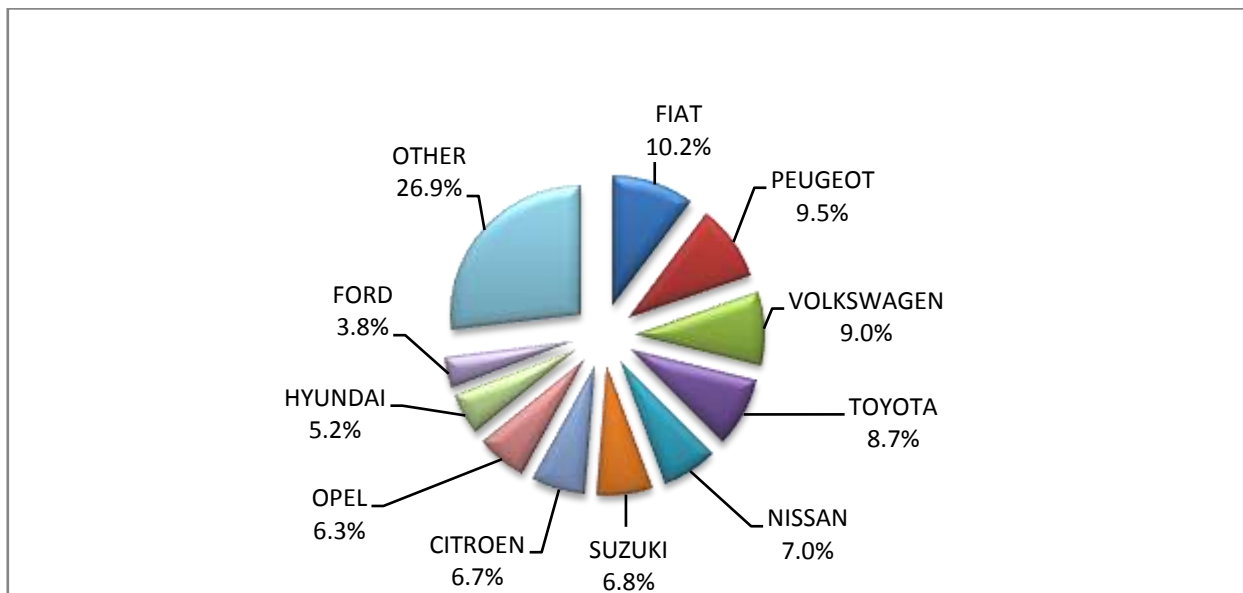
**Table 4**  
**Sales of new and used passenger cars by make: March 2019 and January - March 2019**

Make	Passenger cars			
	March		January - March	
	new	used	new	used
ALFA ROMEO	26	42	82	166
AUDI	219	29	829	143
AUTO RIBEIRO	-	-	3	-
BEACH BAGGY	-	-	-	1
BENTLEY	-	-	-	1
BMW	301	52	647	224
CADILLAC	-	-	-	1
CAPRON	-	-	-	1
CHEVROLET	-	105	-	327
CHRYSLER	-	2	-	6
CITROEN	638	207	1,529	745
CITROEN / DS	63	1	64	1
CITROEN, PEUGEOT	17	-	22	-
DACIA	94	17	454	58
DAIHATSU	-	48	-	200
DETHLEFFS	-	4	-	12
DODGE	-	-	-	3
DR MOTO	-	-	-	1
DS	18	1	31	1
DUCATO Z.MANTOS	-	-	1	-
FERRARI	-	-	-	2
FIAT	975	388	2,100	1,322
FORD	360	323	975	1,222
GONOW	-	-	-	1
HOBBY TOYOTA	-	-	-	1
HONDA	67	115	199	428
HYUNDAI	492	232	1,691	808
ISO RIVOLTA	-	-	-	1
JAGUAR	8	1	27	10
JEEP	56	6	246	22
KIA	136	78	563	278
LADA	-	1	-	1
LANCIA	-	42	-	138
LAND ROVER	25	7	61	56
LEXUS	11	-	20	9
MAHINDRA	-	-	-	1
MASERATI	-	-	-	2
MAZDA	-	49	-	164
MCLAREN	-	-	-	1
MERCEDES	286	158	887	713
MERCEDES Z.MANTOS	2	-	2	-
MG	-	-	-	1
MG ROVER	-	-	-	1
MINI	202	39	358	155
MINI MAFER	-	-	-	1
MITSUBISHI	66	75	146	290
MORGAN	-	1	-	1

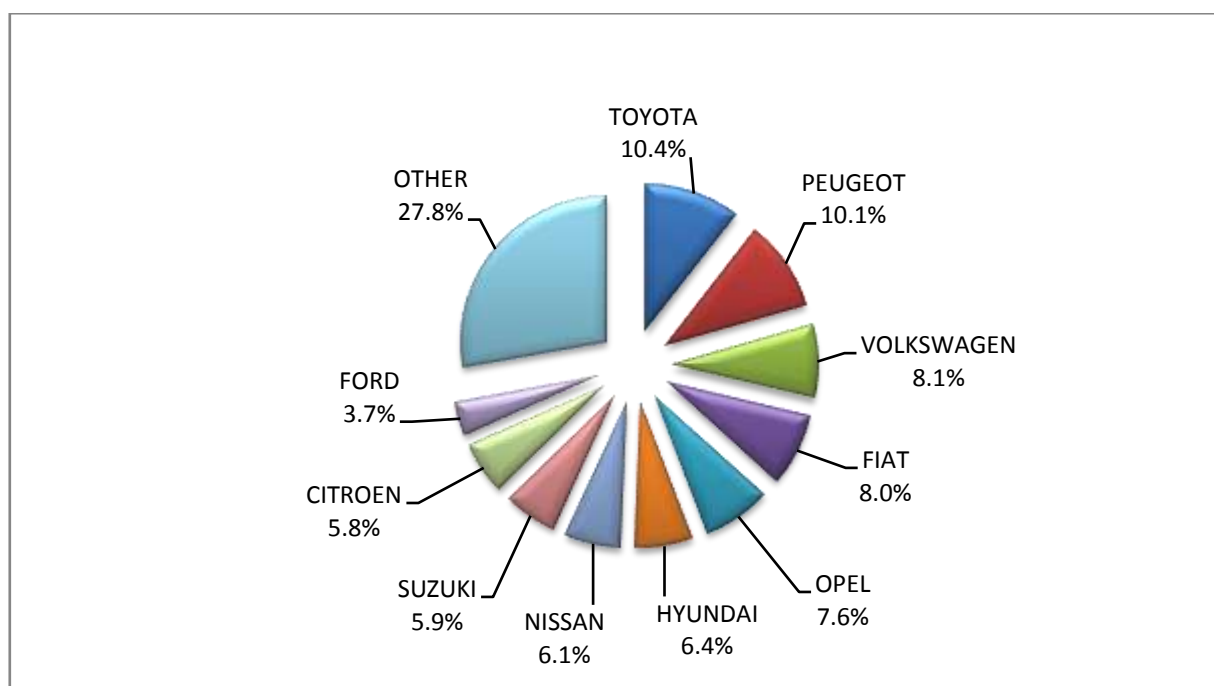
**Table 4 (cont)**  
**Sales of new and used passenger cars by make: March 2019 and January - March 2019**

Make	Passenger cars			
	March		January - March	
	new	used	new	used
NISSAN	662	325	1,605	1,188
NISSAN Z.MANTOS	-	-	2	-
OPEL	595	590	1,989	2,286
PEUGEOT	903	177	2,656	636
PEUGEOT AUTO RIBEIRO	-	-	1	-
PORSCHE	4	2	19	23
RANGE ROVER	-	1	-	1
RENAULT	268	234	836	755
RIMOR	-	-	-	1
ROLLS ROYCE	-	1	-	2
ROVER	-	1	-	2
SAAB	-	2	-	8
SEA / MOBILVETT	-	2	-	2
SEAT	235	54	490	160
SKODA	293	81	774	267
SMART	25	233	86	791
SSANGYONG	-	-	-	1
SUBARU	3	6	21	24
SUZUKI	643	207	1,558	707
TESLA MOTORS	-	2	-	3
TOYOTA	829	1,100	2,739	3,930
VOLKSWAGEN	861	243	2,128	836
VOLKSWAGEN - Z.MANTOS	-	-	1	-
VOLVO	134	9	426	38
WARTBURG	-	-	-	1
WILLYS	-	1	-	1
<b>TOTAL</b>	<b>9,517</b>	<b>5,294</b>	<b>26,268</b>	<b>19,183</b>

**Graph 8. Sales of new passenger cars by make ( March 2019)**



**Graph 9. Sales of new passenger cars by make (January - March 2019)**



**Table 5  
Sales of new and used lorries by make: March 2019 and January - March 2019**

Make	Lorries			
	March		January - March	
	new	used	new	used
ASTRA	-	-	-	1
BMW	-	1	-	3
CHEVROLET	-	1	-	1
CHRYSLER	-	-	-	1
CITROEN	6	45	49	181
DACIA	14	4	35	11
DAF	-	28	1	89
DAF A. KAOUSSIS SA	2	-	6	-
DAF CONTRUCK MECHANICA	1	-	2	-
DAF ΗΦΑΙΣΤΟΣ ΣΤΕΦΑΝΟΣ	1	-	1	-
DENNIS EAGLE	-	-	-	1
FIAT	86	203	267	649
FIAT-IVECO	-	7	-	21
FORD	100	186	275	609
FORD A. KAOUSSIS SA	2	-	2	-
FORD TECMEC	2	-	2	-
GENERAL MOTORS	-	-	-	1
GREAT WALL MOTOR	-	1	-	1
HYUNDAI	-	6	-	20
ISUZU	13	19	47	67
ISUZU ΑΝΔΡΕΑΣ & ΠΑΝΑΓΙΩΤΗΣ ΚΑΡΚΑΓΓΕΛΗΣ & ΣΙΑ Ο.Ε.	1	-	1	-
IVECO	1	28	6	94
IVECO CASILLO ALLESTIMENTI V.I. SRL	5	-	5	-
IVECO CONTRUCK MECHANICA	3	-	3	-



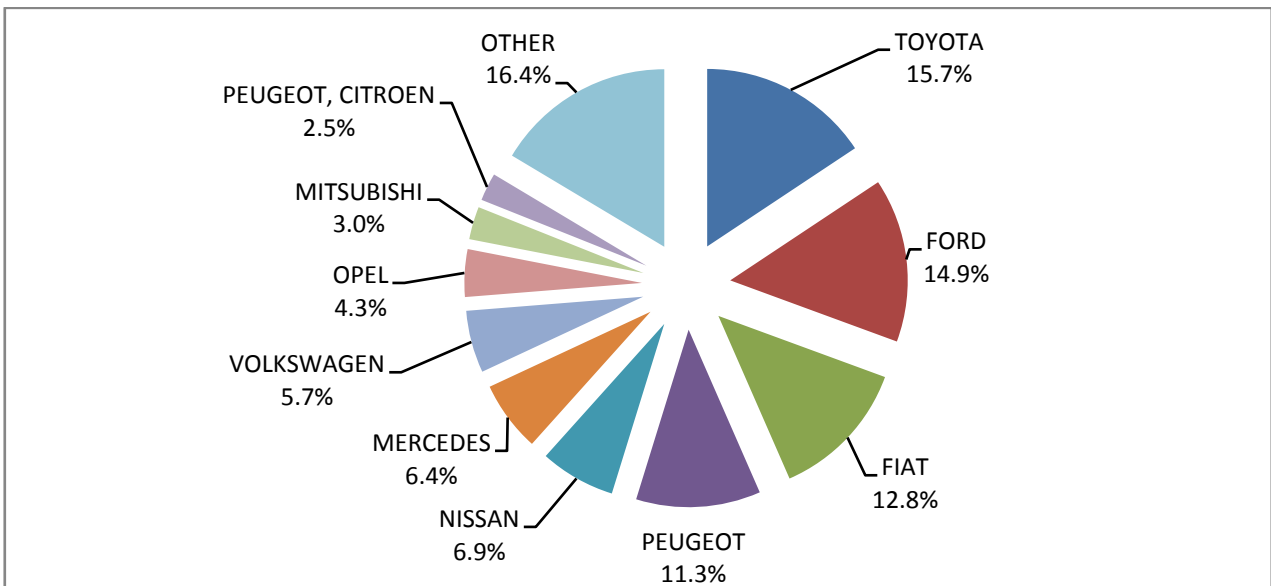
**Table 5 (cont)**  
**Sales of new and used lorries by make: March 2019 and January - March 2019**

Make	Lorries			
	March		January - March	
	new	used	new	used
IVECO DYNA TRAILERS S.A.	2	-	2	-
IVECO KOSKERIDIS	1	-	1	-
IVECO ΗΦΑΙΣΤΟΣ ΣΤΕΦΑΝΟΣ	-	-	1	-
IVECO MAGIRUS	-	-	-	2
JEEP	-	-	-	1
KIA	-	1	-	2
LAND ROVER	-	2	-	7
MAN	1	68	5	190
MAN A. KAOUSSIS SA	4	-	6	-
MAN D. TOUMBAS D. & Co C.P.	-	-	1	-
MAN DYNA TRAILERS S.A.	1	-	4	-
MAN ΘΕΟΧΑΡΗΣ ΝΤΟΥΝΑΣ	11	-	11	-
MAZDA	-	14	-	83
MERCEDES	43	339	123	1,134
MERCEDES A. KAOUSSIS SA	4	-	21	-
MERCEDES CONTRUCK MECHANICA	3	-	3	-
MERCEDES DYNA TRAILERS S.A.	4	-	11	-
MERCEDES HUMBAUR GMBH	-	-	1	-
MERCEDES KOSKERIDIS	-	-	26	-
MERCEDES A. & I. ΔΕΡΒΙΣΗ Ο.Ε	-	-	1	-
MERCEDES ΖΑΜΠΟΥΡΗΣ Α.Ε.	-	-	1	-
MERCEDES ΘΕΟΧΑΡΗΣ ΝΤΟΥΝΑΣ	1	-	12	-
MINI	20	52	69	187
MITSUBISHI A. KAOUSSIS SA	2	-	2	-
NISSAN	46	112	169	384
OPEL	29	73	83	230
PEUGEOT	76	38	198	143
PEUGEOT, CITROEN	17	-	28	-
PFAU	-	-	-	2
PIAGGIO	6	5	11	7
PIAGGIO & C SPA A. KAOUSSIS SA	1	-	1	-
RENAULT	11	82	51	294
SCANIA	1	42	3	126
SCANIA A. KAOUSSIS SA	1	-	1	-
SCODA	-	-	-	1
SEAT	-	2	-	4
SKODA	-	5	-	21
SSANGYONG	-	-	-	2
STEYER	-	1	-	1
SUZUKI	-	1	-	3
TATA	-	1	-	1
TOYOTA	105	64	325	233

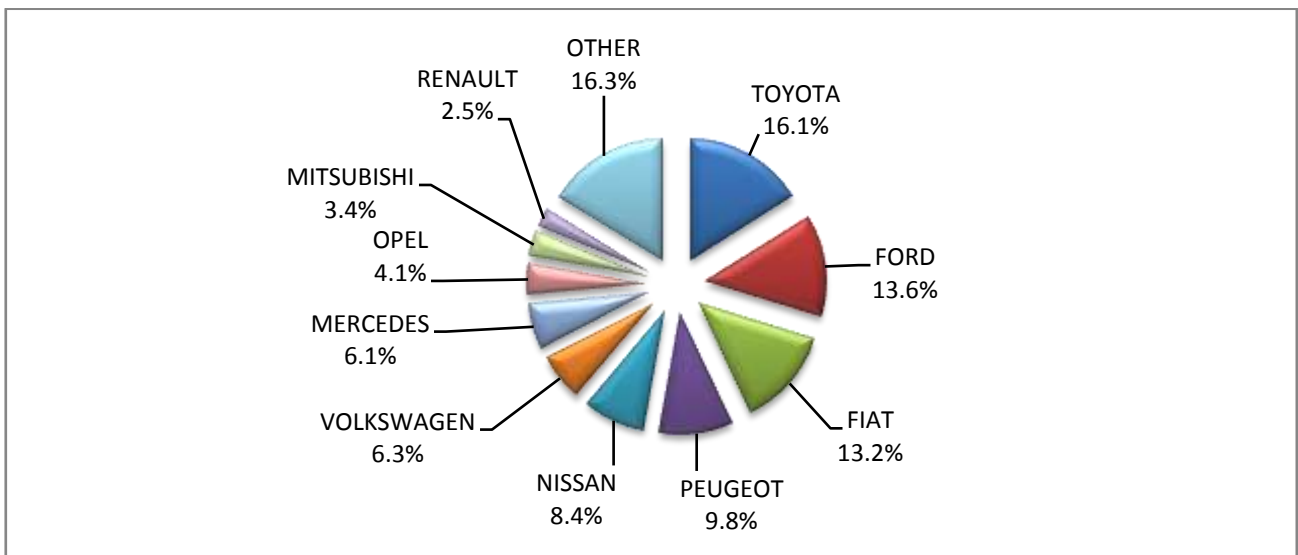
**Table 5 (cont)**  
**Sales of new and used lorries by make: March 2019 and January - March 2019**

Make	Lorries			
	March		January - March	
	new	used	new	used
VOLKSWAGEN	38	97	128	307
VOLVO	1	63	6	239
VOLVO A. KAOUSSIS SA	3	2	6	2
VOLVO DYNA TRAILERS S.A.	-	-	1	-
VOLVO A. & I. ΔΕΡΒΙΣΗ Ο.Ε	-	-	1	-
VOLVO ΤΑΞΙΑΡΧΟΥ	1	-	2	-
<b>TOTAL</b>	<b>670</b>	<b>1,593</b>	<b>2,017</b>	<b>5,356</b>

**Graph 10. Sales of new lorries by make (March 2019)**



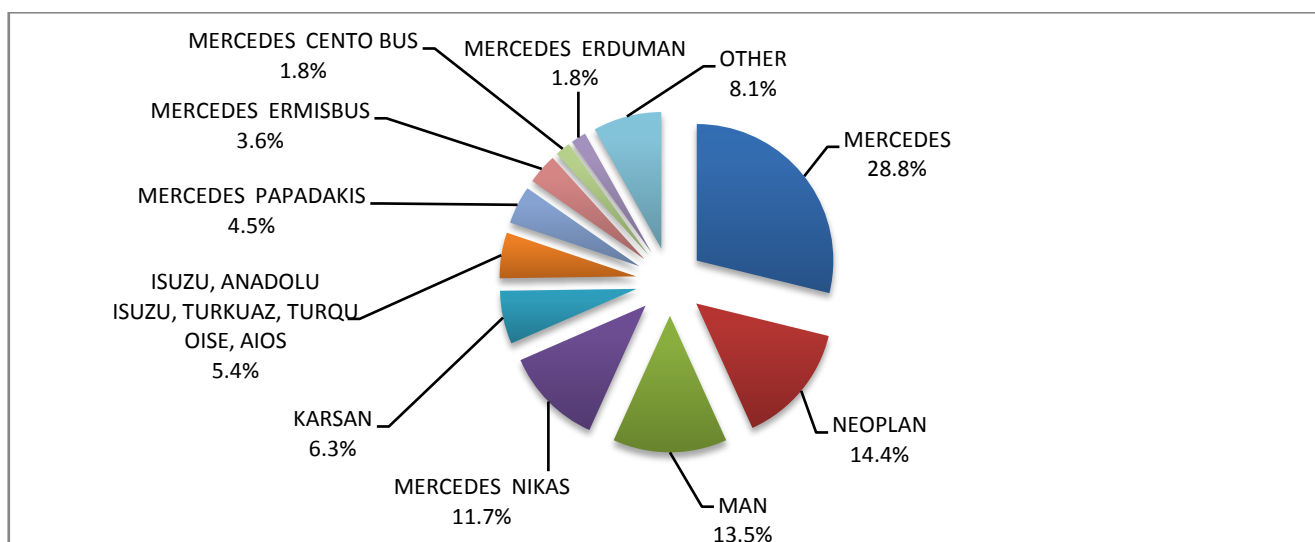
**Graph 11. Sales of new lorries by make (January - March 2019)**



**Table 6**  
**Sales of new and used buses by make: March 2019 and January - March 2019**

Make	Buses			
	March		January - March	
	new	used	new	used
BOVA	-	10	-	32
DAF	-	1	-	2
EVOBUS	-	-	-	3
FIAT IVECO	-	1	-	2
FORD	1	-	1	5
HYUNDAI	-	-	-	1
IRISBUS	-	1	-	1
IRIZAR	-	-	1	-
ISUZU	1	-	1	-
ISUZU, ANADOLU ISUZU, TURKUAZ, TURQUOISE, AIOS	-	-	6	-
IVECO	-	3	-	4
KARSAN	3	-	7	-
MAN	-	13	15	29
MAN/NEOPLAN	-	1	-	2
MERCEDES	1	51	32	167
MERCEDES CENTO BUS	1	-	2	-
MERCEDES ERDUMAN	1	-	2	1
MERCEDES ERMISBUS	2	-	4	-
MERCEDES NIKAS	9	-	13	-
MERCEDES PAPADAKIS	4	-	5	-
MERCEDES ΑΠΟΣΤΟΛΟΣ ΚΟΥΤΣΙΟΣ ΜΟΝ/ΠΗ ΕΠΕ	1	-	1	-
NEOPLAN	-	3	16	5
OPEL	1	-	1	-
OTOKAR	-	-	-	1
RENAULT	-	-	-	1
SCANIA	-	2	-	6
SCANIA HIGER	-	-	1	-
SETRA	-	8	2	18
TEMSA	1	3	1	13
VAN HOOL	-	1	-	2
VOLKSWAGEN	-	6	-	8
VOLVO	-	1	-	3
XIAMEN KING LONG	-	-	-	2
<b>TOTAL</b>	<b>26</b>	<b>105</b>	<b>111</b>	<b>308</b>

**Graph 12. Sales of new buses by make (January - March 2019)**



**Table 7  
Sales of new and used motorcycles by make or manufacturer: March and January - March 2019**

Make	Motorcycles			
	March		January - March	
	new	used	new	used
APRILIA	5	7	9	13
APRILIA, DERBI, GILERA di Piaggio & C. S.p.A.	1	-	1	-
AYO, HAOJIANG, ZHONGYU, THUMP, THUMPSTAR, KIDEN, ZONTES, Junak, SENKE, TANNY, TYAN, ROMET, ROMET MOTORS, ROUTER	6	-	9	-
BAJAJ	7	-	15	-
BASHAN, AMGroup, AMGroup Bike, DON, IRBIS, WORKER BEAR, Nomik ATV 2	1	-	1	-
BENELLI	10	1	39	2
BETA	8	-	14	-
BMW	61	21	158	36
BOMBARDIER RECREATIONAL PRODUCTS ING (BRP)	1	-	2	1
BRIXTON	6	-	11	-
CFMOTO	6	1	12	1
CFMOTO, GOES	5	-	7	-
CG	-	-	1	-
CLUB CAR, LLC	-	-	-	3
DAELIM	2	1	2	3
DAYANG, DAYTONA	-	-	-	1
DAYANG, DAYTONA MOTORS, NIPPONIA, KUBA	52	-	112	-
DAYANG, DAYTONA MOTORS, NIPPONIA, SALCANO	213	3	563	5
DUCATI	8	5	21	12
GAS GAS	1	-	4	-
GILERA	-	2	-	4
GILERA, PIAGGIO	-	-	-	1
HAOJIAN, ZONTES, TAYO, Sharpon, IFINO, KIDEN, ZHONGYU, CUBTOM, DIYUN, NAMIN, TIM DERVI, VUKA, THUMP, RIPPER	1	-	4	-
HARLEY DAVIDSON	6	6	21	24

Table 7 (cont)

## Sales of new and used motorcycles by make or manufacturer: March and January - March 2019

Make	Motorcycles			
	March		January - March	
	new	used	new	used
HESHAN, GOUJI, NANLIAN, MOTORCYCLE INDUSTRY, ORCAL, AJS, HERALD MOTOR COMPANY, MACBOR, MOTOBİ	-	-	1	-
HM	-	1	-	1
HONDA	271	60	772	145
HSUN, HISUN, APACHI, Mx, MASAI, HYTRACK, TRAPPER, PUMAREX, GEON, ASYAMOTOR, DAYTONA MOTORS, KRAL	2	-	5	-
HUSQVARNA	-	-	8	-
INDIAN MOTORCYCLE	1	-	5	-
ITALCAR	-	-	1	-
JIAJUE, JOYRACE, MAXON, GINEVA MOTO, MONDIAL, UGUR, DERRACE, VIARELLI, Berini, MAGPOWER, ROMET MOTORS	1	-	1	-
JIANSHE	-	-	2	-
JIAYUAN	1	-	8	-
JINLANG, ZUNDAPP, XHODNA, APGmoto, COLIBRI, RAZORY, VIARELLI, SUMCO, FLEX TECH, IVA, TNT moto	2	-	4	-
KAWASAKI	24	4	57	13
KTM	22	7	69	13
KWANG YANG	-	5	-	7
KYMCO	141	37	287	81
LAMBRETTA	2	-	3	-
LAVERDA	-	-	-	1
LINHAI, KUBA, ONLINE, LHY	1	-	8	-
LINHAI, LHY, KUBA, HYTRACK	-	-	3	-
LML	-	1	-	1
LONGJIA, ITALJET, ORCAL, BEELINE, ROMET MOTORS, GEMINI, LEXMOTO, JAHANRO, VGA, DAYTONA MOTORS	6	-	11	-
LONGJIA, ORCAL, TNT MOTOR, BEELINE, VGA, ITALJET, GEMINI, lexmoto, Jahanro, italo, NECO	7	-	12	-
MALAGUTI	-	3	-	6
MBK	-	4	1	4
MG MOTO	1	-	2	-
MGK HM	145	-	386	-
MODENAS	-	-	-	1
MONDIAL, PELPI INTERNATIONAL	3	-	4	-
MOTO GUZZI	2	-	9	1
MOTO S.P.A	1	-	1	-
MV AGUSTA	-	-	1	1
NIU, NUUV	6	-	6	-
PEUGEOT	6	3	21	5
PGO	-	-	2	-
PIAGGIO	367	36	847	86
PIONEER	-	-	-	1
POLARIS	7	-	17	1
QINGQI	1	-	3	-
QINGQI, CLEVELAND CYCLEWERKS ACE, CLEVELAND ACE, CLEVELAND CYCLEWERKS ACE DELUXE	1	-	3	-
QINGQI, KADIRGA	-	-	1	-

Table 7 (cont)

Sales of new and used motorcycles by make or manufacturer: March and January - March 2019

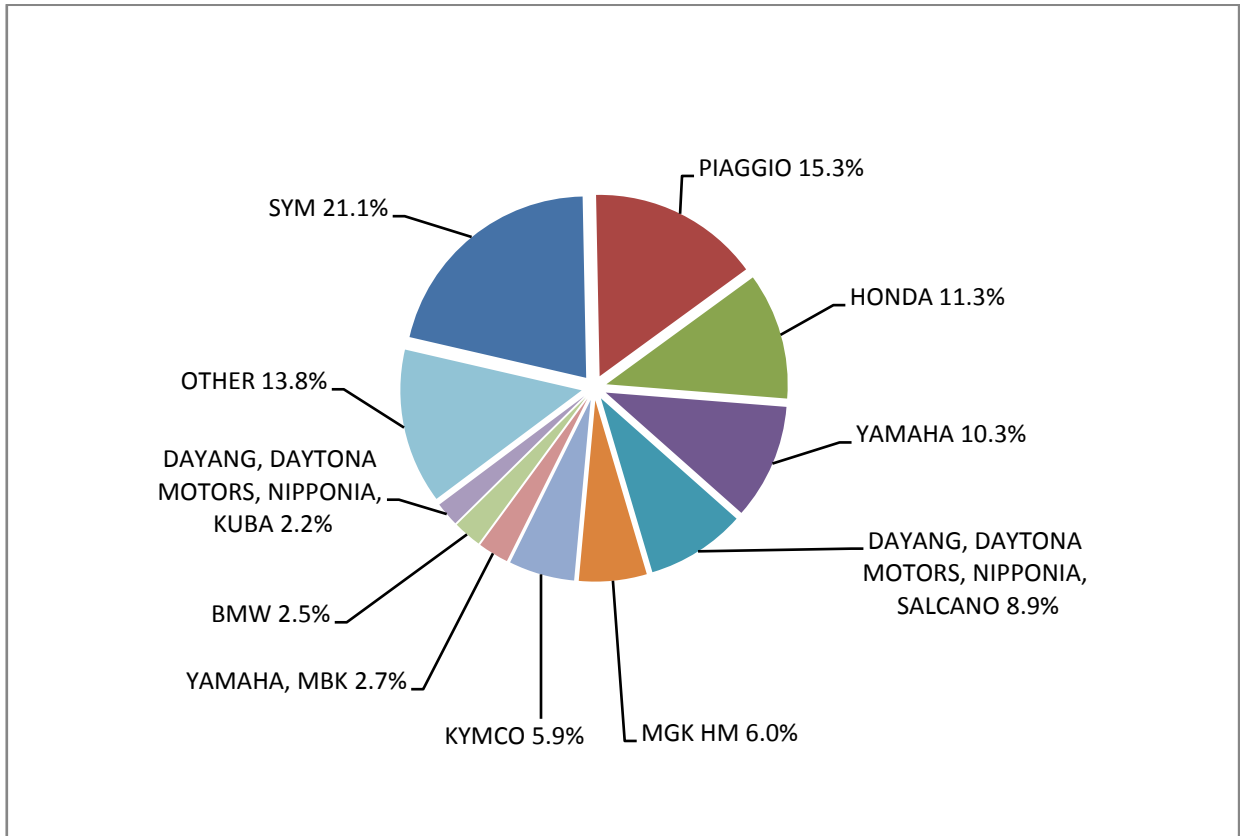
Make	Motorcycles			
	March		January - March	
	new	used	new	used
QINGQI, PIONEER, i-moto, SUPERBYKE, KENROD, QLINK,YUKI, SACHS-Bikes, DAYTONA	-	-	1	-
QJ, QJIANG, KEEWAY, LEONE, KUBA, RKS, BENELLI, VENGO	5	-	8	-
QJ, QJIANG, KEEWAY, LEONE, KUBA, RKS, TELL, EMPIRE KEEWAY, BENELLI, VENGO	2	-	12	-
QJ, QJIANG, KEEWAY, LEONE, RKS, BENELLI, EMPIRE KEEWAY, KUBA	26	1	59	1
QJ, QJIANG, KEEWAY, LEONE, tell, KUBA, RKS, BENELLI, VENGO	4	-	6	-
QUADDY	-	-	1	-
QUADRO	-	-	-	2
RAGE	-	1	-	1
REGARD, GOES, HIGHROADER, VOCH, FRISIAN MOTORS	-	-	1	-
REVA	-	1	-	1
ROYAL ENFIELD	1	-	1	-
SANYANG	-	2	-	3
SHANYANG, ATLAS PANTHER, YAMAZUKI MOTO, MOTORKING, Hirlee, XB	3	1	10	1
SHARE'NGO, ZHIDOU	-	-	1	16
SHERCO	-	-	1	-
SHINERAY, MONDIAL, DAYTONA MOTORS, WK, ROMET MOTORS, MASH, M1NSK, WK BIKES	2	-	8	-
SKYTEAM, SACIN, METALCO, SOKUDO, BAZUKA, MINICO, MOTOS BORDOY, SUMCO, ROXON, CSR, MONKEY BIKES, FAZTEK	1	-	1	-
SKYTEAM, SASIN, CSR, METALCO, SOKUDO, BAZUKA, MINICO, MOTOSBASI	4	-	4	-
SUZUKI	39	19	84	49
SYM	506	23	1,124	43
TAYO, HAOJIANG, ZHONGYU, THUMP, THUMPSTAR, KIDEN, ZONTES, Junak, SENKE, TANNY, TYAN, ROMET, ROMET MOTORS, ROUTER	15	-	32	-
TGB	-	-	-	1
TIANYING, RIYA, HONGYUNDA, TYM,HONLING, TAMCO, ALISON, DMK MOTORS, WLIE,LEEWAY, WLXQ, AP Gmoto, ALFA	4	-	9	-
TM RACING	-	-	1	1
TODAY SUNSHINE	-	-	1	-
TRIUMPH	19	1	33	6
TUK TUK FACTORY , Tuk Tuk Company, Tuk Tuk, Ecotuk, Eco-Tuk, Tuk-E, E-tuk, Tuxi, TTF, TTC, tripp,Sam-Lor	-	-	1	-
VALENTI	-	-	-	1
VICTORY MOTORCYCLES	-	-	-	1
VMOTO,E-MAX,FMC,JINYING,DAO,VENGO,TELL,SXT	-	-	1	-
WANGYE, SANBEN, UM, KENOS, SUPERBYKE, MDC, MISTRAL, STREET ELEGANCE, 4WMOTO, RIVERO, VIKERS, ZIPP, SANLI, GOWINN	-	-	1	-
WANGYE, SANBEN, UM, MONDIAL, KENOS, SUPERBYKE, RIALLI, MDC, STREET ELEGANCE, 4WMOTO, MISTRAL, RIVERO, VIKERS	-	-	1	-

Table 7(cont)

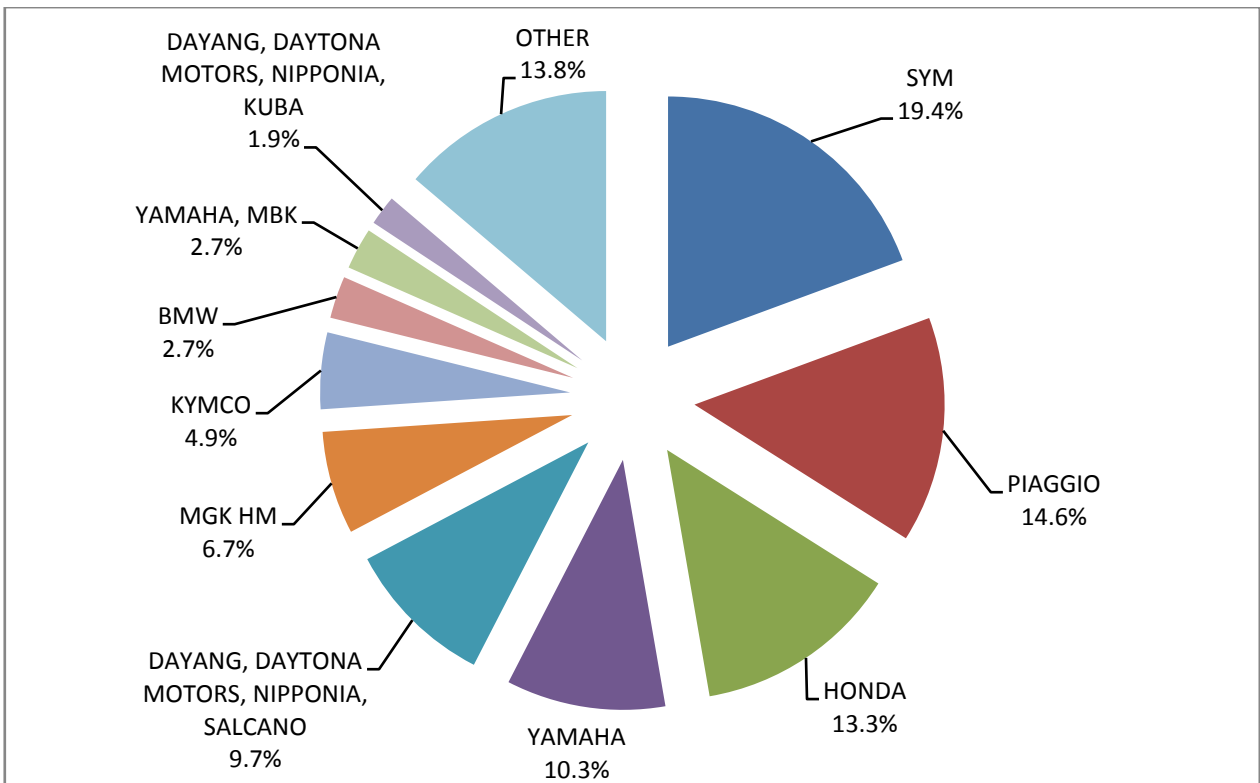
Sales of new and used motorcycles by make or manufacturer: March and January - March 2019

Make	Motorcycles			
	March		January - March	
	new	used	new	used
WONJAN, SAMADA	-	-	1	-
XGJAO, ZIPP, TOROS, ROMET, ROMET MOTORS, ROUTER, VEEROAD, DAYTONA MOTORS, GEMINI, MH MOTORCYCLES, MTG MOTORS	15	-	32	-
XINGYUE, QSTRON	-	-	1	-
YAMAHA	247	71	597	156
YAMAHA, MBK	66	-	156	1
YINGANG, BENYI, ROMET MOTORS, YUKI, ROUTER, MOTORAN, DAYTONA MOTORS, M1NSK, HAMACHI, KUBA, MONDIAL	4	-	14	-
YINGANG, BENYI, ROMET MOTORS, YUKI, ROUTER, MOTORAN, DAYTONA MOTORS, M1NSK, KUBA, MONDIAL	2	-	2	-
YINXIANG	2	-	3	-
YINXIANG, MONDIAL, GEMINI, TCB	-	-	1	-
ZHONGNENG, ZNEN, AGM, AJS, YUKI, COLIBRI, EUROCKA, BTC, NOVA MOTORS, LEXMOTO, Actionbikes Motors	7	-	13	-
ZHONGNENG, ZNEN, AGM, AJS, YUKI, COLIBRI,EUROCKA, BTC, NOVA MOTORS, LEXMOTO	1	-	4	-
ZONGSHEN, ZIP STAR, Lexmoto, ICONE, VORTEX, M1NSK, MACBOR, MONDIAL, ROMET MOTORS	-	-	2	-
ZONGSHEN, ZIP STAR, ZEALSUN, KENTOYA, MOTOROMA, PRONAR, KEEWAY, MOTOVELO, ASYA	-	-	1	-
ZONGSHEN, ZIP STAR, ZEALSUN, RYMCO	5	-	5	-
ZONGSHEN, ZIPSTAR, ICONE, JUNAK, Lexmoto, MH Motorcycles, MINSK, MONDIAL, ROMET MOTORS, SINNIS	-	-	1	-
<b>TOTAL</b>	<b>2,401</b>	<b>328</b>	<b>5,802</b>	<b>758</b>

**Graph 13. Sales of new motorcycles (March 2019)**



**Graph 14. Sales of new motorcycles (January - March 2019)**





## EXPLANATORY NOTES

<b>Survey on the issuing of new road motor vehicle circulation licenses</b>	The survey on the issuing of new motor vehicle circulation licenses is a census survey. The released data give information, at country level, on the brand and type of the motor vehicle, as well as whether it is new or used. The survey does not include vehicles that move on rails, trolley busses, agricultural tractors and machinery. In addition, the following are excluded: all motor vehicles of the Armed Forces, Police, Fire Brigade, State Services, Diplomatic Corps, Foreign Missions, and Invalids of Wars, as well as motorcycles with a cylinder capacity less than 50 cc.
<b>Legal basis</b>	Law 3832/2010
<b>Reference Period</b>	March 2019
<b>Coverage</b>	The production of monthly data is based on the registers held by the Ministry of Infrastructure, Transport and Networks, which records all the monthly changes observed in the vehicle registration licenses at country level.
<b>Definitions</b>	<p><b>Road motor vehicle</b> is any vehicle that, irrespective of the number of wheels, is moved by an engine and is designed to transport persons or cargo or both of them, either they are on the same single vehicle or on a trailer carried by the main motor vehicle.</p> <p><b>New</b> road motor vehicle is any motor vehicle that is registered for the first time in Greece during the reference month and has not been put into circulation in any other country.</p> <p><b>Used</b> motor vehicle is any motor vehicle that is registered for the first time in Greece and has been imported as a used one from abroad</p> <p><b>Passenger motor vehicle:</b> it is a motor vehicle designed to carry mostly people, having no more than 9 seats, including the driver's seat.</p> <p><b>Bus:</b> it is a motor vehicle, which is designed to carry mostly people, having more than 10 seats, including the driver's seat. (In the corresponding tables of this Press Release, this category also includes articulated buses.)</p> <p><b>Lorry:</b> it is motor vehicle designed to carry mostly cargo. (In the corresponding tables of this Press Release, this category also includes tractors, tow trucks, articulated tractors, and trucks with trailers).</p> <p><b>Motorcycle:</b> any two-wheeled motor vehicle, with or without sidecar, with maximum authorized design speed over 45 km/h, or in case it is powered by a combustion engine, with a cylinder capacity of 50 cc or over (In the corresponding tables of this Press Release, this category also includes the three-wheeled motor vehicles – motor tricycles).</p> <p><b>Tricycle motor vehicle:</b> it is a motor vehicle with three symmetrical wheels with maximum authorized design speed over 45 km/h, or in case it is powered by a combustion engine, with a cylinder capacity over the 50 cc. This category also includes four-wheel vehicles, except the light four-wheel motorcycles, whose empty vehicle tare (excluding the weight of the fuel or mixture of fuel-oil or the weight of the batteries for electric cars) is up to 400 kg in the case the vehicle is designed for passenger use or up to 550 kg in case the vehicle is designed to carry cargo and whose engine is up to 15KW.</p>
<b>Methodology</b>	Exhaustive Survey. The primary data derive from the Ministry of Infrastructure, Transport and Networks and are based on the issuing of new circulation licenses as they are registered by the Regional Offices for Transport and Communications.
<b>References</b>	More information (graphs, tables) concerning the survey on the issuing of new motor vehicle circulation licenses are available on the webpage of ELSTAT, <a href="http://www.statistics.gr">www.statistics.gr</a> , under the link <a href="http://www.statistics.gr/en/statistics/-/publication/SME24/">http://www.statistics.gr/en/statistics/-/publication/SME24/</a>