



HELLENIC REPUBLIC

HELLENIC STATISTICAL AUTHORITY

Piraeus, 28 March 2019

PRESS RELEASE

Maritime accidents on Greek merchant ships of 100 GRT and over and persons injured on board of ships and in areas of port authorities: 2018

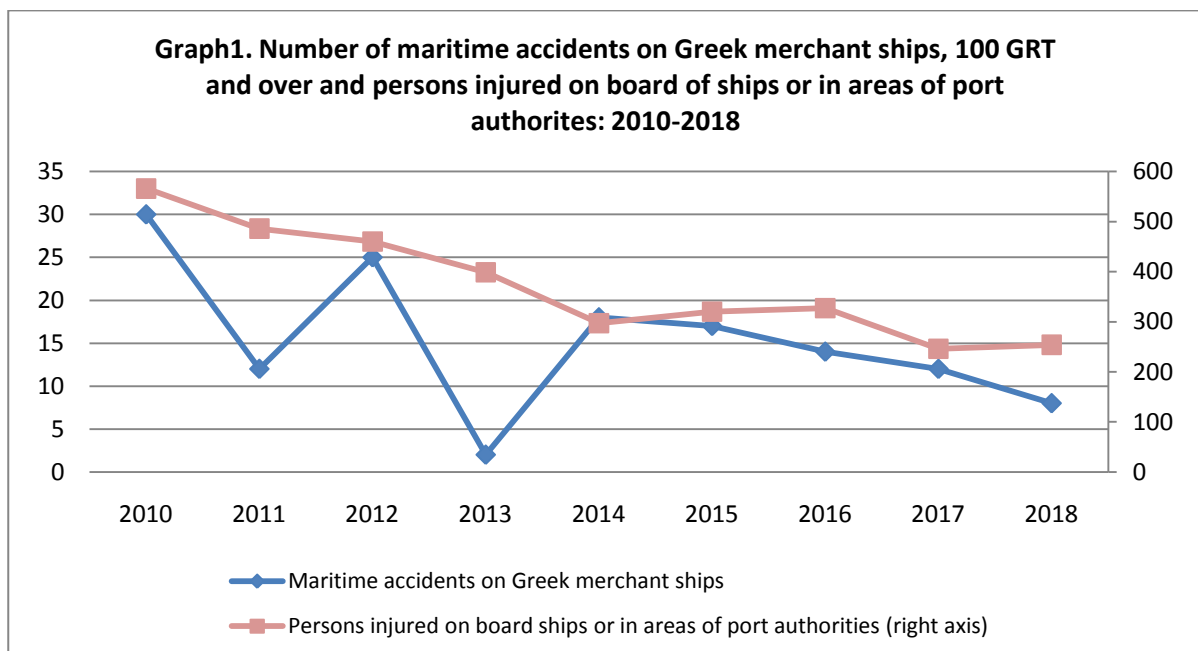
The Hellenic Statistical Authority (ELSTAT) announces the results of the survey on maritime accidents on Greek merchant ships of 100 GRT (Gross Register Tonnage) and over and of the survey on the persons injured on board of ships and in areas of port authorities, for the year 2018.

Particularly, regarding maritime accidents on Greek merchant ships of 100 GRT and over:

- The total number of 8 maritime accidents was recorded in Greek merchant ships during 2018 with total tonnage 46,453 GRT. The ships suffering the accidents represent 0.43% of the Greek merchant fleet and 0.11% of the total tonnage (Table1).
- The majority of the above 8 ships that suffered an accident were passenger ships (37.5%) and tankers (37.5%) (Graph 2).
- The cause for the majority of the accidents was fire or explosion (2 ships), collision (2 ships) and engine damage (2 ships), while 1 accident occurred due to grounding and 1 due to other reasons (Table 2, Graph 3).

Concerning the persons injured on board of ships or in areas of port authorities:

- The number persons who were injured on board of ships or in areas under the competency of port authorities amounted to 254. The total number of injured persons increased by 3.3% in 2018 compared with 2017. In 2017 the number of injured persons decreased by 24.8% in comparison with 2016. Out of the 254 persons who had an accident, the majority (76.8%) had a fatal accident (Table 3, Graph 4).



Information:

Division of Trade and Services Statistics
Shipping Statistics Section
Kostas Papandreou
Tel.: +30 213 135 2187
Fax: +30 213 135 2398
email : k.papandreou@statistics.gr

- Out of the 195 fatal accidents, 191 (97.9%) occurred in sea areas under the competency of port authorities and 4 (2.1%) on board of the ships. Accordingly, out of the 59 not fatal accidents, 43 occurred in sea areas of port authorities and 16 on board of the ships (Table 3).
- As regards the age of the persons who were injured on board of ships or in sea areas, in 2018 65.4% (166 persons) were older than 65 years old, while the corresponding percentage for the same age group in 2017 was 57.7% (142 persons) and in 2016, 58.7% (192 persons) (Table 4).
- Out of the 20 persons who were injured on board of ships in 2018, 4 persons were fatally injured and 16 were slightly injured (sprain, strain or fracture). Out of the 234 persons who were injured in sea areas under the competence of port authorities, 191 persons were fatally injured (drowning or other cause of death), 18 persons suffered sprain, strain or fracture and 25 other injuries (Table 5).
- The total number of drowning decreased by 4.2% (from 167 to 160), in 2018 compared with 2017. In 2017 it had also decreased by 23.0% (from 217 to 167) compared with 2016 (Table 5).
- Table 6 presents data on fatal accidents and missing persons from illegal entry in sea areas under the competency of Greek port authorities for the period 2010-2018. These data are not included in Tables 3-5.

Table 1. Maritime accidents on Greek merchant ships of 100 GRT and over, by ship category: 2018

Category of ships	Greek merchant fleet		Merchant ships suffering an accident		Percentage (%)	
	Number of ships	GRT	Number of ships	GRT	Number of ships	GRT
Total	1,857	42,552,628	8	46,453	0.43	0.11
Cargo ships	418	12,853,983	3	5,173	0.72	0.04
Tankers	501	28,286,837	0	0	0.00	0.00
Passenger ships	678	1,319,623	3	39,273	0.44	2.98
Other⁽¹⁾	260	92,185	2	2,007	0.77	2.18

(1) i.e.: towage, salvage, cable ships, fishing-boats, etc.

Graph 2. Maritime accidents on Greek merchant ships of 100 GRT and over, by ship category: 2018

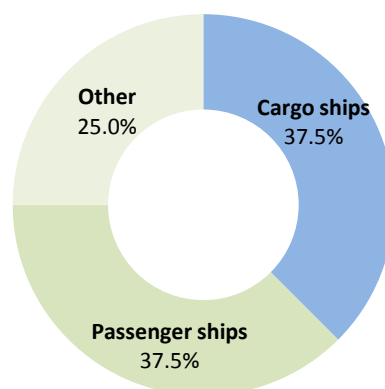


Table 2. Maritime accidents on Greek merchant ships of 100 GRT and over, by cause of the accident: 2016-2018

	2018		2017		2016	
	Number of Ships	Tonnage GRT	Number of Ships	Tonnage GRT	Number of Ships	Tonnage GRT
Total	8	46,453	12	82,999	14	70,767
Foundering⁽¹⁾	0	0	4	2,812	0	0
Grounding	1	886	2	39,309	6	4,310
Collision	0	0	0	0	0	0
Fire or explosion	2	40,081	0	0	1	141
Crash	2	2,114	2	9,447	2	487
Engine damage⁽²⁾	2	3,246	3	3,031	3	60,589
Other cause	1	126	1	28,400	2	5,240

(1) Including abrupt foundering of unidentified cause.

(2) Including damage of propeller or boiler.

Graph 3. Maritime accidents on Greek merchant ships of 100 GRT and over, by cause of accident: 2016-2018

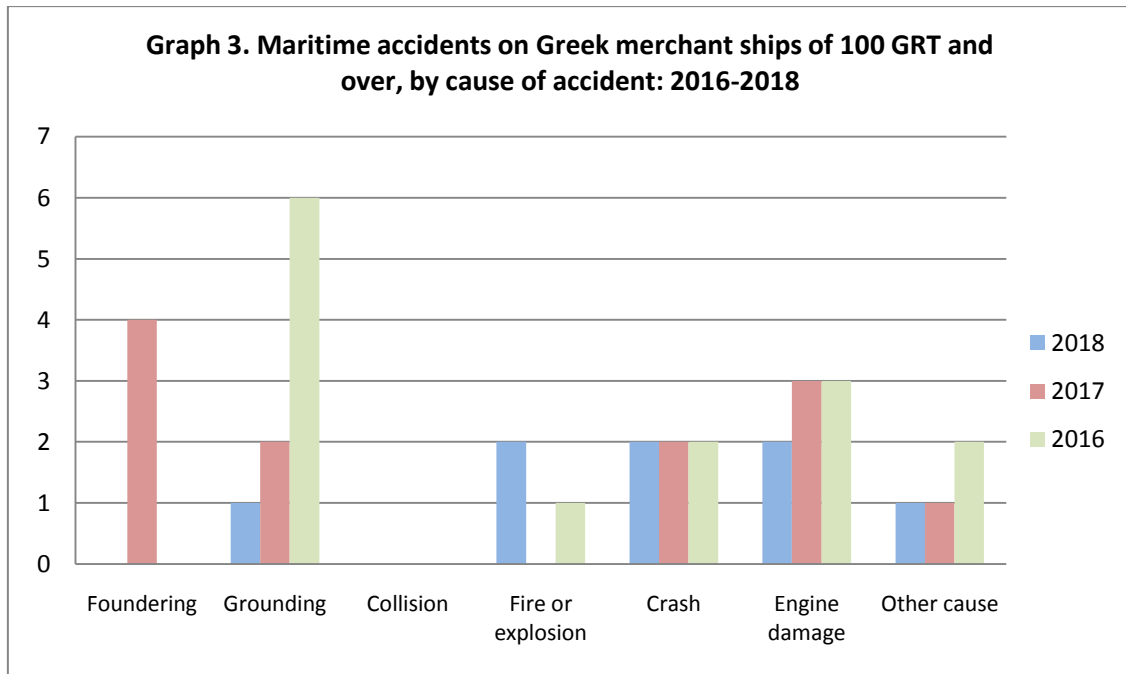


Table 3. Persons injured (fatally or not), by category of ship⁽¹⁾ or in areas of port authorities: 2016-2018

	2018		Total			Change (%)	
	Persons injured		2018	2017	2016	2018/2017	2017/2016
	Not fatally injured	Fatally injured					
Total	59	195	254	246	327	3.3	-24.8
On board of ships	16	4	20	30	35	-33.3	-14.3
Cargo ships	2	0	2	5	4	-60.0	25.0
Tankers	1	1	2	2	3	0.0	-33.3
Passenger ships	13	2	15	18	21	-16.7	-14.3
Other ⁽²⁾	0	1	1	5	7	-80.0	-28.6
In areas of port authorities	43	191	234	216	292	8.3	-26.0
Ports	5	16	21	29	23	-27.6	26.1
Shipyards	0	0	0	0	0	0.0	0.0
Coast	38	175	213	187	269	13.9	-30.5

(1) Including persons injured on merchant ships or any other floating means.

(2) I.e.: towage, salvage ships, fishing boats, yachts and other ships and boats.

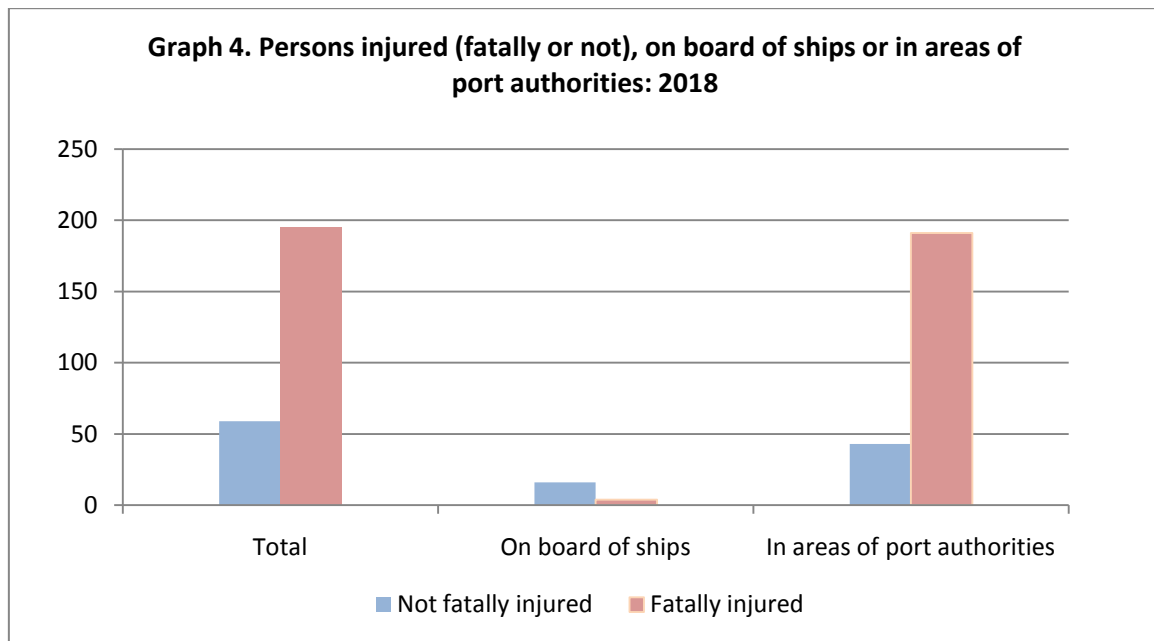


Table 4. Persons injured on board of ships⁽¹⁾ or in areas of port authorities, by age group: 2016 - 2018

Age groups (years)	2018	2017	2016	Change (%)	
				2018/2017	2017/2016
Total	254	246	327	3.3	-24.8
Up to 24	15	9	13	66.7	-30.8
25 - 34	8	11	17	-27.3	-35.3
35 - 44	15	20	21	-25.0	-4.8
45 - 54	21	27	35	-22.2	-22.9
55 - 64	29	37	49	-21.6	-24.5
65 and over	166	142	192	16.9	-26.0

(1) Including persons injured on merchant ships or any other floating means.

Graph 5. Persons injured on board of ships or in areas of port authorities, by age group: 2016 - 2018

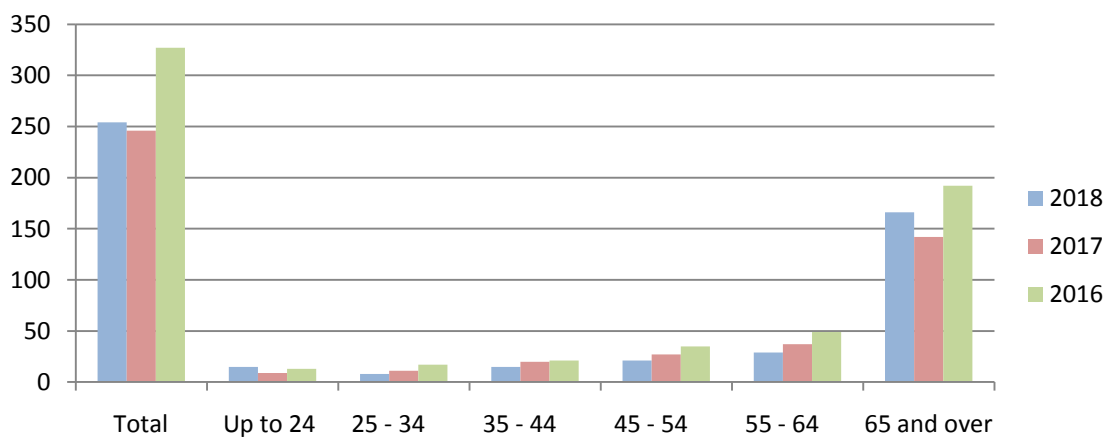


Table 5. Persons injured on board ships⁽¹⁾ or in areas of port authorities, by type of injury: 2016-2018

	2018		Total			Change (%)	
	Persons injured		2018	2017	2016	2018/2017	2017/2016
	on board of ships	in areas of port authorities					
Total	20	234	254	246	327	3.3	-24.8
Sprain, strain, fracture	16	18	34	43	41	-20.9	4.9
Other injury, except death	0	25	25	9	23	177.8	-60.9
Drowning	0	160	160	167	217	-4.2	-23.0
Other cause of death	4	31	35	27	46	29.6	-41.3

(1) Including persons injured on merchant ships or any other floating means.

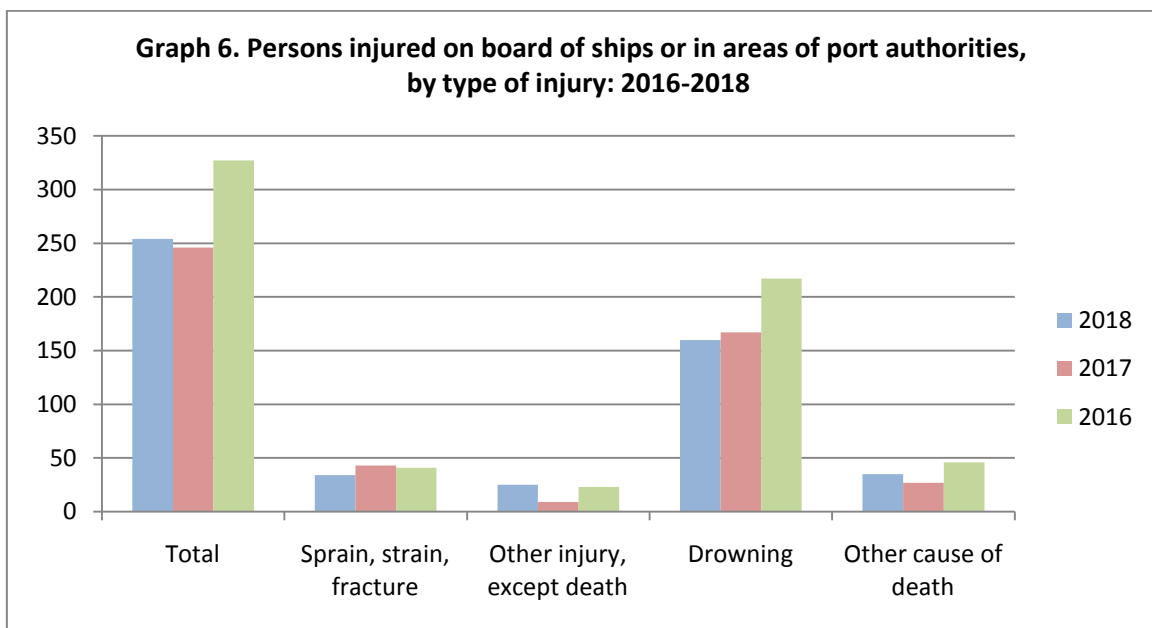
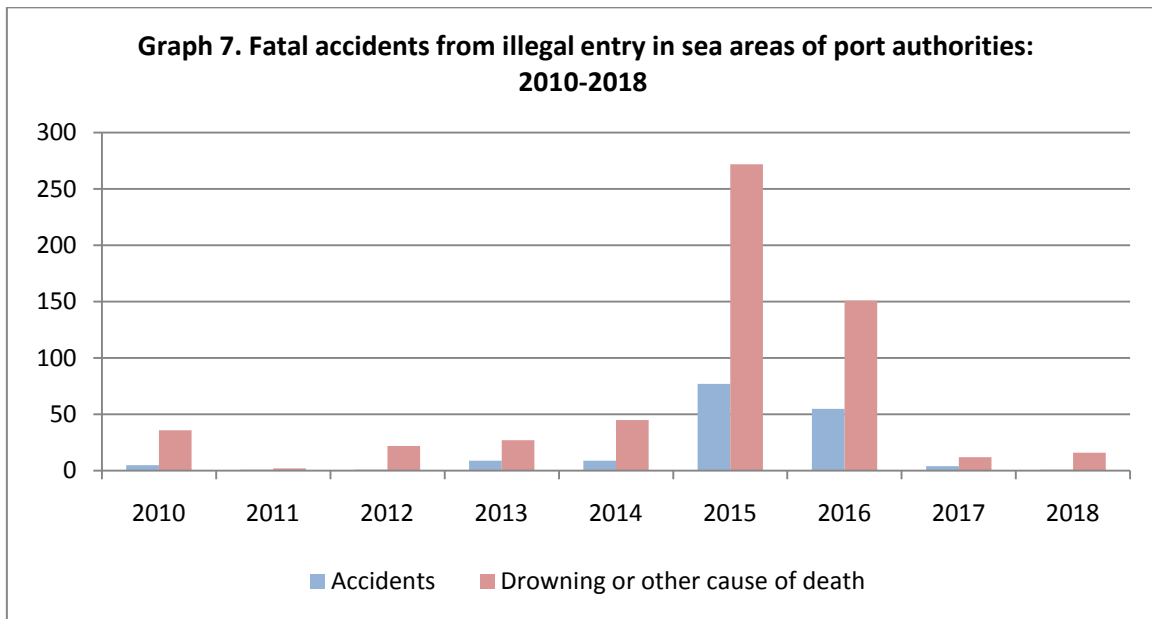


Table 6. Fatal accidents and missing persons from illegal entry in sea areas of Greek port authorities: 2010-2018

	2010	2011	2012	2013	2014	2015	2016	2017	2018
Number of fatal accidents	5	1	1	9	9	77	55	4	1
Drowning or other cause of death	36	2	22	27	45	272	151	12	16
Number of accidents with missing persons	2	3	1	4	5	21	5	2	1
Missing persons	6	24	6	10	19	152	27	10	3

Source: Headquarters of Port Authorities, Ministry of Shipping and Island Policy.



EXPLANATORY NOTES

Survey on shipping casualties and on persons injured in maritime accident	The surveys on maritime accidents on Greek merchant ships 100 GRT and over and on persons injured on board of ships or in areas of port authorities are conducted since 1975 on an annual basis. The purpose of the surveys is to fully record maritime accidents of Greek merchant ships 100 GRT and over, which took place during the journey or during the ship's entering the port or uploading of cargo as well as, to fully record the accidents (various injuries) of persons on board and accidents of persons in the sea, which took place in a port or on the coast area under the competency of the port authorities.
Legal framework	The surveys are conducted pursuant to the provisions of the Permanent Circular of the Ministry of Economy and Finance and the National Statistical Service of Greece (NSSG) dated 16/1/1975, which was replaced by the Permanent Joint Circular dated 15/4/1998, with retroactive effect since 1/1/1998.
Reference Period	The results of the survey refer to the year of 2018.
Coverage	The survey covers the maritime accidents of Greek merchant ships of 100 GRT and over that were recorded by the domestic port authorities. Maritime accidents of Greek merchant ships that occurred abroad were recorded by the corresponding consulates and sent to the port authority of Piraeus. Besides, the survey covers persons injured on board of the ships and in the port or on the coast areas under the competency of the port authorities. Particularly, it covers all cases of casualties for which a preliminary inquiry is conducted by the competent port authorities.
Definitions	<p>Ship: Seagoing self-propelled vessel, of at least ten NRT, designed for the carriage of goods, transport of passengers, for fishing, towing or especially fitted out for other maritime activities.</p> <p>Accidents of persons: Refers to accidents that result to contusion, strain, fracture, burn or scald, amputation, cerebral contusion, caisson disease, drowning and other cause of death.</p> <p>Merchant ship: Seagoing self-propelled vessel, of at least ten NRT, designed for the carriage of goods, transport of passengers, for fishing, towing or especially fitted out for other maritime activities.</p> <p>Greek merchant fleet: The total number of the merchant ships registered in Greece, which belong to natural or legal persons residing on the Greek territory. The Greek flag carried by these ships means that all their maritime activities (subsidies for ship building, cargo limitations and other tax provisions) are governed by commercial and economic rules which are laid down by the respective Greek authorities.</p> <p>Gross Register Tonnage (GRT): unit of measurement of the total volume in cubic feet of the spaces within the hull and of the enclosed spaces above the deck which are available for carrying goods, food, passengers and crew. It equals to the volume of 100 cubic feet or 2.83 m³.</p>
Methodology	<p>The domestic port authorities report to ELSTAT information about the maritime accidents of Greek merchant ships 100 GRT and over and about the persons injured on board of ships or in areas of port authorities. The information includes the name of ship, tonnage group, registration port, ship's category, whether it was loaded or in ballast, whether the accident was caused by intention or negligence, personal data of the person responsible for the accident, marine region, weather conditions, visibility, date of the accident, damage of the ship or injury/death of a person and cause of the accident.</p> <p>Information that is collected for the persons injured on board of ships or in areas of port authorities, include the sex, the year of birth, the place of birth, the citizenship, the marital status, the occupation, where exactly the accident occurred, the date of the accident, who was responsible for the accident, the cause of the accident, the direct impact of the accident, the type of body injury. Additionally, information is recorded regarding accidents and missing persons who entered the country illegally sent to ELSTAT by the Headquarters of Port Authorities, Ministry of Shipping and Island Policy.</p>
References	Further information (tables, graphs) concerning the survey on maritime accidents of the Hellenic merchant ships can be found on the webpage of ELSTAT (www.statistics.gr), at the link: «Industry, Trade, Services, Transport > Transport > Shipping > Marine accidents».