



PRESS RELEASE

ISSUING OF MOTOR VEHICLE LICENSES: DECEMBER 2018

The Hellenic Statistical Authority announces that in December 2018, 9,195 road motor cars (both new and used from abroad) were put into circulation for the first time, recording a 4.1% increase compared with the corresponding month of 2017 when the number of road motor cars was 8,833. In December 2017, a 16.1% increase had been observed in comparison with the corresponding month of 2016 (Table 1, Graphs 1,2,3,5). A total number of 5,969 new cars were put into circulation in December 2018 compared with 5,905 in December 2017, recording a 1.1% increase.

The new motorcycles (over 50cc) that were put into circulation for the first time in December 2018 amounted to 1,287, against 2,563 in 2017, thus recording a 49.8% decrease. In December 2017, a 61.9% decrease had been observed in comparison with the corresponding month of 2016 (Table 1, Graph 4). Out of the above motorcycles 1,185 were new, while the corresponding figure in December 2017 was 2,472, recording a 52.1% decrease.

During the period January - December 2018, 190,847 road motor cars (both new and used from abroad) were put into circulation for the first time, representing an increase of 22.6% compared to the corresponding period of 2017 when the number of road motor cars was 155,693. During the period January - December 2017 an increase of 20.8% had been observed in comparison with the corresponding period of 2016 (Table 3, Graphs 6,7). Out of the above number of road motor cars that were put into circulation, from January to December 2018, 110,769 were new, while the corresponding number during the respective period of 2017 was 95,171, recording an increase of 16.4%.

During the period January - December 2018 the circulation of new motorcycles (over 50cc) amounted to 36,806 against 31,664 in 2017, thus representing a 16.2% increase. A decrease of 28.2% had been observed during the period January - December 2017 in comparison with the corresponding period of 2016 (Table 3, Graphs 6,7). A total number of 33,377 new motorcycles were put into circulation, from January to December 2018, compared with 28,852 during the corresponding period of 2017, recording a 15.7% increase.

Information:

Trade and Services Statistics Division

Transport, Communications and Mass Media Section

Konstantinos Menexes

Tel: +30 213 135 2500

FAX: +30 213 135 2496

E-mail : k.menexes@statistics.gr

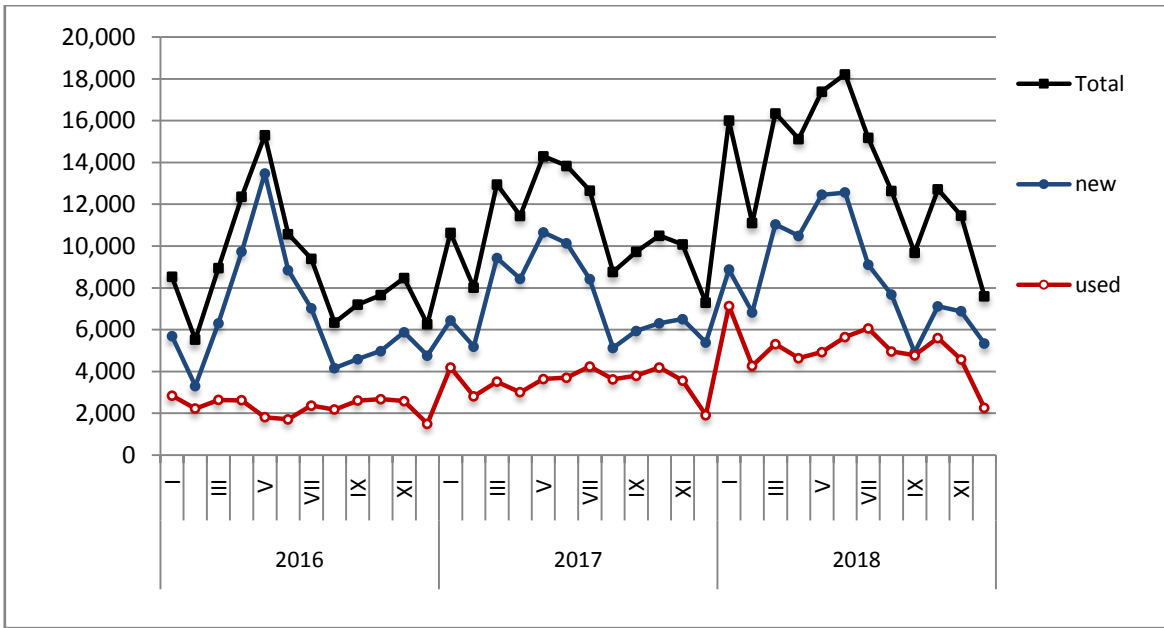
Table 1. Road motor vehicles, both new and used, put into circulation for the first time in Greece: December 2016 - 2018

| Category of Road Motor Vehicles | December | | | | | | | | | Change (%) | | | | | |
|---------------------------------|----------|--------|-------|--------|-------|-------|--------|-------|-------|------------|--------|--------|-----------|--------|--------|
| | 2016 | | | 2017 | | | 2018 | | | 2017/2016 | | | 2018/2017 | | |
| | Total | New | Used | Total | New | Used | Total | New | Used | Total | New | Used | Total | New | Used |
| Greece, total | | | | | | | | | | | | | | | |
| Road Motor Vehicles,total | 14,326 | 11,819 | 2,507 | 11,396 | 8,377 | 3,019 | 10,482 | 7,154 | 3,328 | -20.5% | -29.1% | 20.4% | -8.0% | -14.6% | 10.2% |
| 1. Road motor cars | 7,607 | 5,197 | 2,410 | 8,833 | 5,905 | 2,928 | 9,195 | 5,969 | 3,226 | 16.1% | 13.6% | 21.5% | 4.1% | 1.1% | 10.2% |
| Passenger Cars | 6,269 | 4,764 | 1,505 | 7,300 | 5,388 | 1,912 | 7,610 | 5,337 | 2,273 | 16.4% | 13.1% | 27.0% | 4.2% | -0.9% | 18.9% |
| Buses | 67 | 8 | 59 | 58 | 5 | 53 | 101 | 47 | 54 | -13.4% | -37.5% | -10.2% | 74.1% | 840.0% | 1.9% |
| Lorries | 1,271 | 425 | 846 | 1,475 | 512 | 963 | 1,484 | 585 | 899 | 16.1% | 20.5% | 13.8% | 0.6% | 14.3% | -6.6% |
| 2. Motorcycles > 50 cc | 6,719 | 6,622 | 97 | 2,563 | 2,472 | 91 | 1,287 | 1,185 | 102 | -61.9% | -62.7% | -6.2% | -49.8% | -52.1% | 12.1% |
| Prefecture of Attica | | | | | | | | | | | | | | | |
| Road Motor Vehicles,total | 8,978 | 8,100 | 878 | 6,132 | 4,915 | 1,217 | 6,269 | 4,990 | 1,279 | -31.7% | -39.3% | 38.6% | 2.2% | 1.5% | 5.1% |
| 1. Road motor cars | 4,630 | 3,763 | 867 | 5,325 | 4,126 | 1,199 | 5,554 | 4,291 | 1,263 | 15.0% | 9.6% | 38.3% | 4.3% | 4.0% | 5.3% |
| Passenger Cars | 4,235 | 3,563 | 672 | 4,785 | 3,870 | 915 | 4,996 | 3,993 | 1,003 | 13.0% | 8.6% | 36.2% | 4.4% | 3.2% | 9.6% |
| Buses | 13 | 6 | 7 | 18 | 3 | 15 | 28 | 12 | 16 | 38.5% | -50.0% | 114.3% | 55.6% | 300.0% | 6.7% |
| Lorries | 382 | 194 | 188 | 522 | 253 | 269 | 530 | 286 | 244 | 36.6% | 30.4% | 43.1% | 1.5% | 13.0% | -9.3% |
| 2. Motorcycles > 50 cc | 4,348 | 4,337 | 11 | 807 | 789 | 18 | 715 | 699 | 16 | -81.4% | -81.8% | 63.6% | -11.4% | -11.4% | -11.1% |

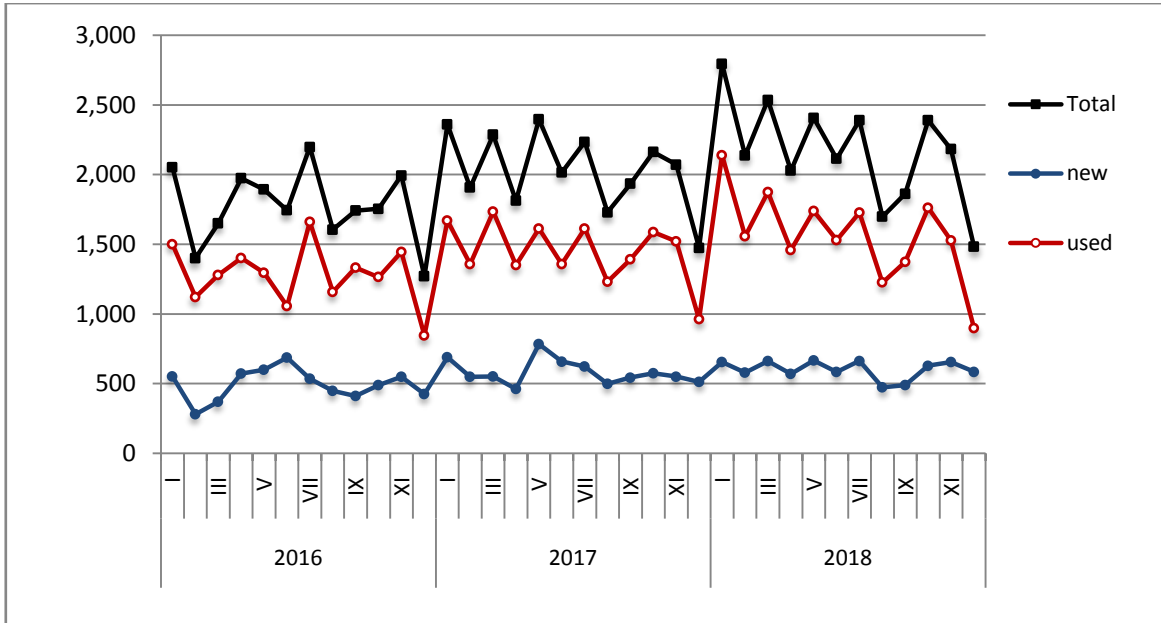
Table 2. Road motor vehicles, both new and used, put into circulation for the first time in Greece: January 2017 - December 2018

| Category of Road Motor Vehicles | Average Jan. 2017 - Dec. 2017 | | | Average Jan. 2018 - Dec. 2018 | | | Change (%) | | |
|---------------------------------|-------------------------------|--------|-------|-------------------------------|--------|-------|---|-------|-------|
| | | | | | | | Average Jan. 2018 - Dec. 2018 / Average Jan. 2017 - Dec. 2017 | | |
| | Total | New | Used | Total | New | Used | Total | New | Used |
| Greece, total | | | | | | | | | |
| Road Motor Vehicles,total | 15,614 | 10,336 | 5,278 | 18,971 | 12,012 | 6,959 | 21.5% | 16.2% | 31.8% |
| 1. Road motor cars | 12,975 | 7,931 | 5,044 | 15,904 | 9,231 | 6,673 | 22.6% | 16.4% | 32.3% |
| Passenger Cars | 10,852 | 7,333 | 3,519 | 13,625 | 8,610 | 5,015 | 25.6% | 17.4% | 42.5% |
| Buses | 90 | 15 | 75 | 110 | 20 | 90 | 22.2% | 33.3% | 20.0% |
| Lorries | 2,033 | 583 | 1,450 | 2,169 | 601 | 1,568 | 6.7% | 3.1% | 8.1% |
| 2. Motorcycles > 50 cc | 2,639 | 2,405 | 234 | 3,067 | 2,781 | 286 | 16.2% | 15.6% | 22.2% |

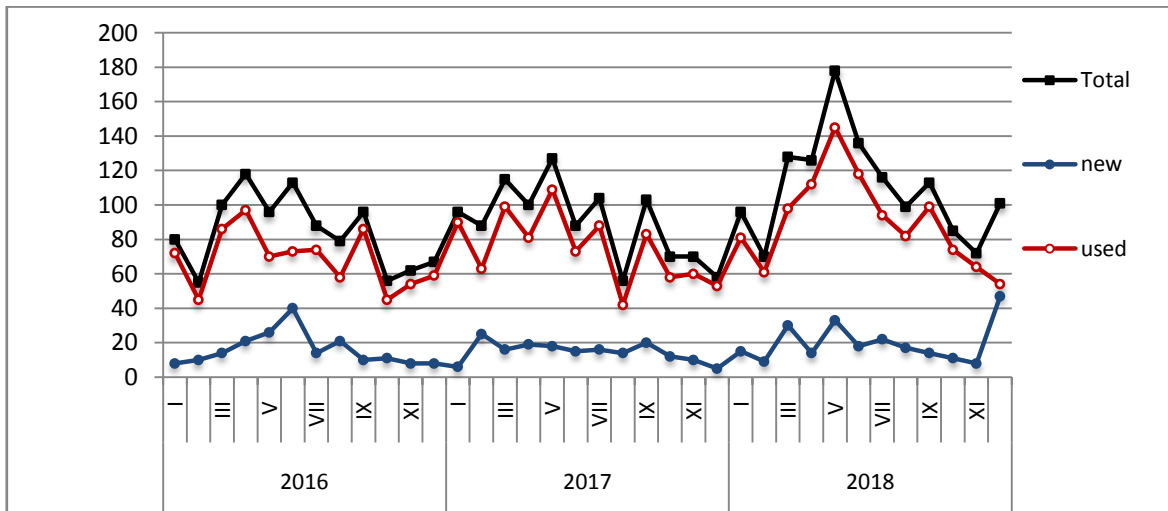
Graph 1: Passenger Cars (January 2016 - December 2018)



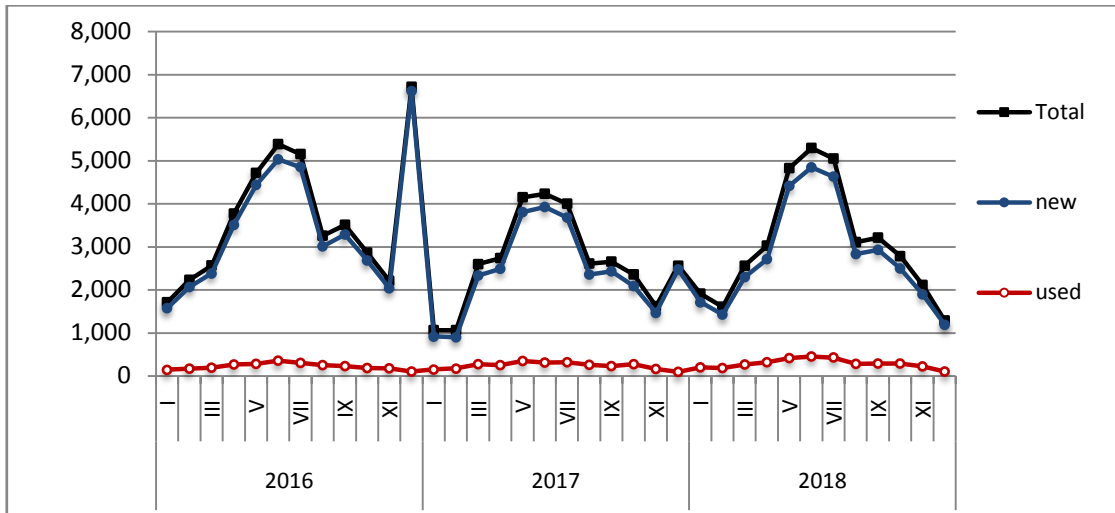
Graph 2: Lorries (January 2016 - December 2018)



Graph 3: Buses (January 2016 - December 2018)



Graph 4: Motorcycles (January 2016 - December 2018)



Graph 5: New Registrations of Motor Vehicles (December 2018)

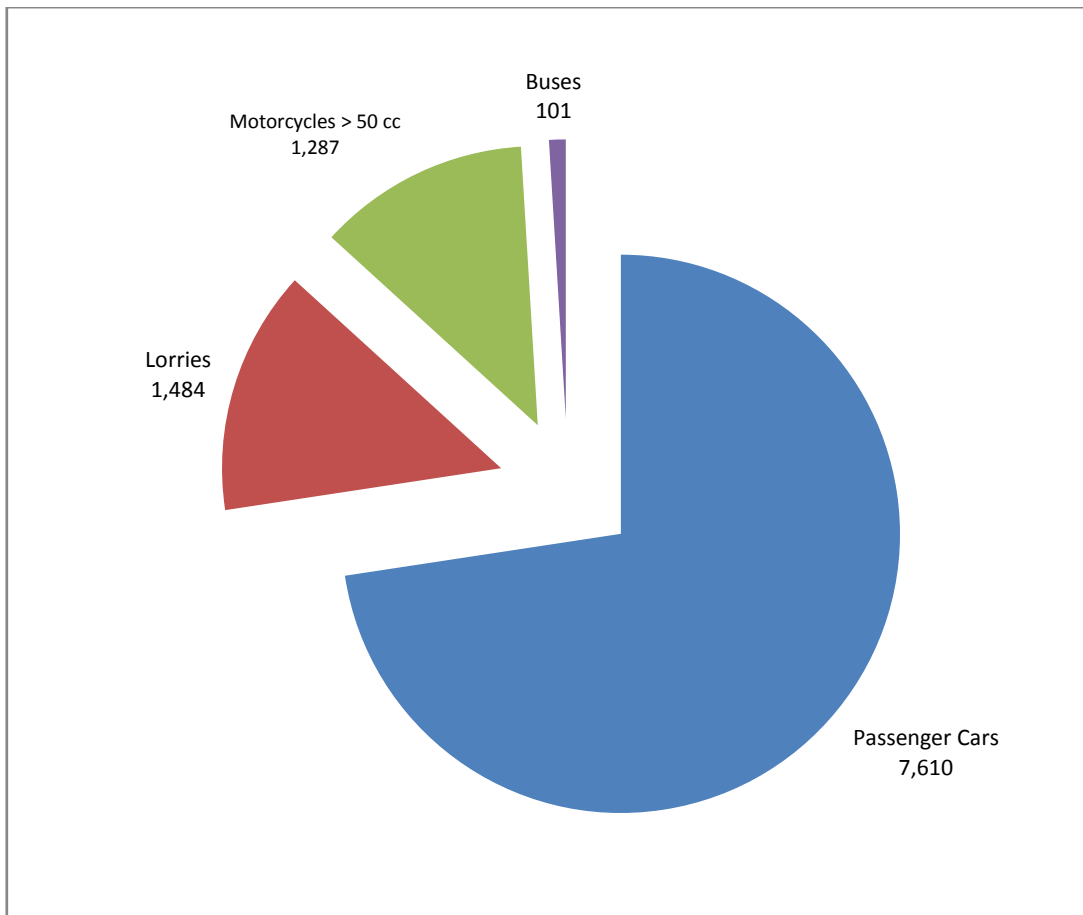
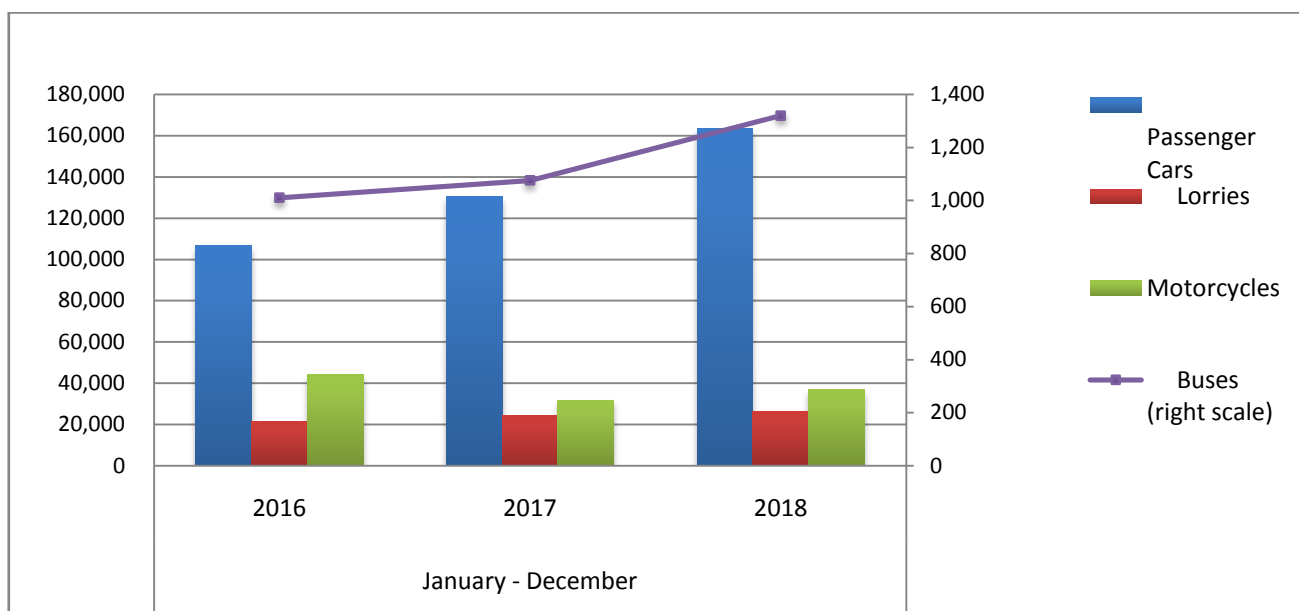


Table 3. Road motor vehicles, both new and used, put into circulation for the first time in Greece: Jan. 2016 - Dec. 2018

| Category of Road Motor Vehicles | January - December | | | | | | | | | Change (%) | | | | | |
|---------------------------------|--------------------|---------|--------|---------|---------|--------|---------|---------|--------|------------|--------|-------|-----------|-------|-------|
| | 2016 | | | 2017 | | | 2018 | | | 2017/2016 | | | 2018/2017 | | |
| | Total | New | Used | Total | New | Used | Total | New | Used | Total | New | Used | Total | New | Used |
| Greece, total | | | | | | | | | | | | | | | |
| Road Motor Vehicles, total | 173,015 | 126,385 | 46,630 | 187,357 | 124,023 | 63,334 | 227,653 | 144,146 | 83,507 | 8.3% | -1.9% | 35.8% | 21.5% | 16.2% | 31.9% |
| 1. Road motor cars | 128,910 | 84,899 | 44,011 | 155,693 | 95,171 | 60,522 | 190,847 | 110,769 | 80,078 | 20.8% | 12.1% | 37.5% | 22.6% | 16.4% | 32.3% |
| Passenger Cars | 106,617 | 78,790 | 27,827 | 130,227 | 88,001 | 42,226 | 163,500 | 103,322 | 60,178 | 22.1% | 11.7% | 51.7% | 25.6% | 17.4% | 42.5% |
| Buses | 1,010 | 191 | 819 | 1,075 | 176 | 899 | 1,320 | 238 | 1,082 | 6.4% | -7.9% | 9.8% | 22.8% | 35.2% | 20.4% |
| Lorries | 21,283 | 5,918 | 15,365 | 24,391 | 6,994 | 17,397 | 26,027 | 7,209 | 18,818 | 14.6% | 18.2% | 13.2% | 6.7% | 3.1% | 8.2% |
| 2. Motorcycles > 50 cc | 44,105 | 41,486 | 2,619 | 31,664 | 28,852 | 2,812 | 36,806 | 33,377 | 3,429 | -28.2% | -30.5% | 7.4% | 16.2% | 15.7% | 21.9% |
| Prefecture of Attica | | | | | | | | | | | | | | | |
| Road Motor Vehicles, total | 92,333 | 78,459 | 13,874 | 95,496 | 75,770 | 19,726 | 115,868 | 88,302 | 27,566 | 3.4% | -3.4% | 42.2% | 21.3% | 16.5% | 39.7% |
| 1. Road motor cars | 72,552 | 58,971 | 13,581 | 82,656 | 63,310 | 19,346 | 100,084 | 73,085 | 26,999 | 13.9% | 7.4% | 42.4% | 21.1% | 15.4% | 39.6% |
| Passenger Cars | 66,298 | 55,924 | 10,374 | 75,066 | 59,500 | 15,566 | 92,020 | 69,432 | 22,588 | 13.2% | 6.4% | 50.0% | 22.6% | 16.7% | 45.1% |
| Buses | 349 | 84 | 265 | 382 | 92 | 290 | 499 | 86 | 413 | 9.5% | 9.5% | 9.4% | 30.6% | -6.5% | 42.4% |
| Lorries | 5,905 | 2,963 | 2,942 | 7,208 | 3,718 | 3,490 | 7,565 | 3,567 | 3,998 | 22.1% | 25.5% | 18.6% | 5.0% | -4.1% | 14.6% |
| 2. Motorcycles > 50 cc | 19,781 | 19,488 | 293 | 12,840 | 12,460 | 380 | 15,784 | 15,217 | 567 | -35.1% | -36.1% | 29.7% | 22.9% | 22.1% | 49.2% |

Graph 6. New Motor Vehicles Circulation Licenses: January 2016 - December 2018



Graph 7. New Registrations of Motor Vehicles January - December 2018

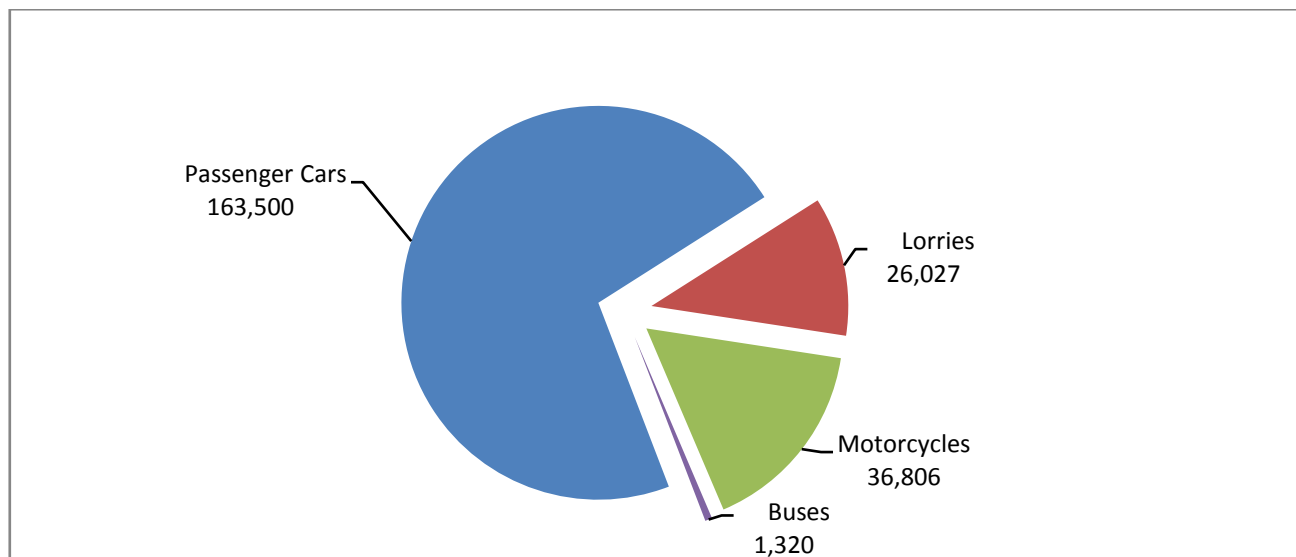


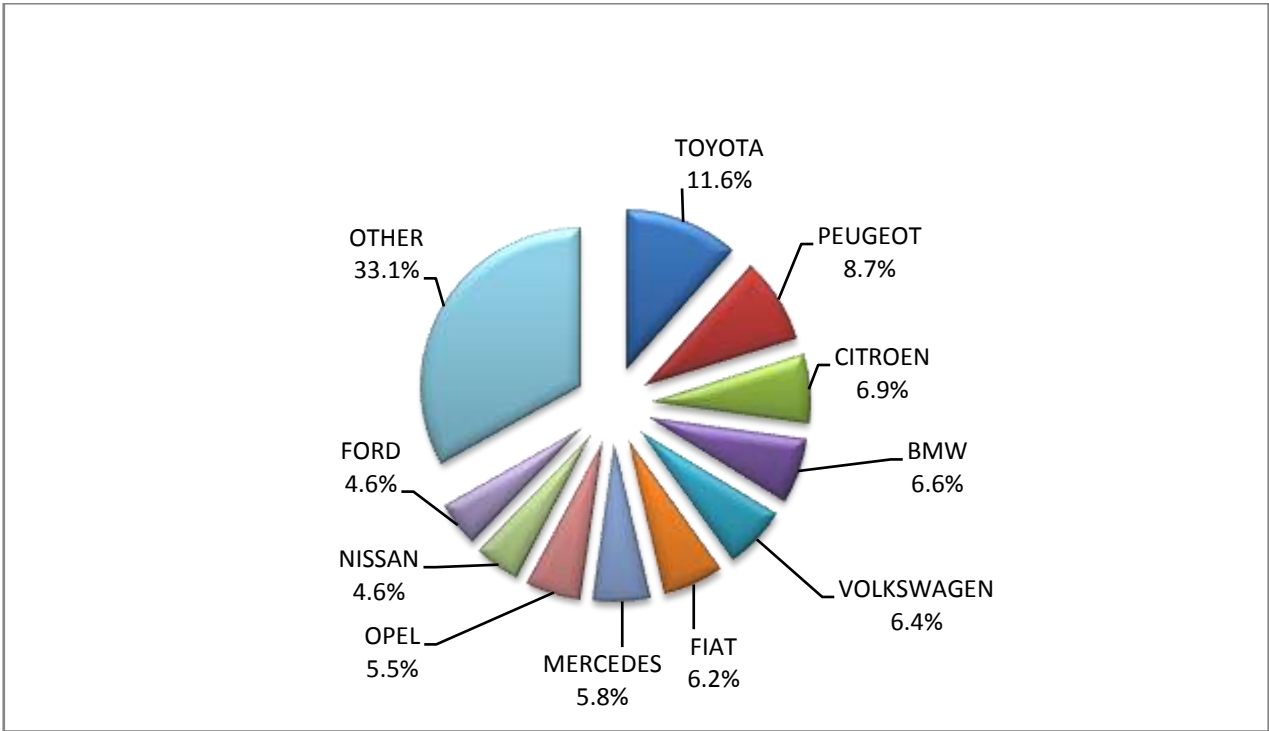
Table 4
Sales of new and used passenger cars by make: December 2018 and January - December 2018

| Make | Passenger cars | | | |
|--|----------------|------|--------------------|-------|
| | December | | January - December | |
| | new | used | new | used |
| ALFA LANCIA | - | - | - | 1 |
| ALFA ROMEO | 36 | 31 | 507 | 451 |
| ASTON MARTIN | - | - | 1 | 1 |
| AUDI | 131 | 20 | 2,658 | 459 |
| AUSTIN | - | - | - | 5 |
| AUTO RIBEIRO | 1 | - | 4 | - |
| AUTOBIANCHI | - | - | - | 4 |
| BEACH-BAGGY | - | - | - | 1 |
| BENTLEY | - | - | 3 | 1 |
| BMW | 353 | 13 | 2,850 | 518 |
| BRM | - | - | - | 4 |
| CADILLAC | - | - | - | 4 |
| CARAVANS INTERNATIONAL | - | - | - | 1 |
| CHANGA CO | - | - | - | 1 |
| CHEVROLET | - | 34 | 2 | 1,066 |
| CHEVROLET,BUICK PONTIAC SUZUKI DAEWOO HOLTEN GMC | - | 1 | - | 1 |
| CHRYSLER | - | - | - | 12 |
| CITROEN | 366 | 97 | 5,335 | 2,374 |
| DACIA | 78 | 6 | 1,319 | 204 |
| DACIA, RENAULT | - | - | - | 1 |
| DAEWOO | - | - | - | 13 |
| DAIHATSU | - | 33 | - | 580 |
| DE TOMASO | - | - | - | 1 |
| DETHLEFFS | - | 2 | 1 | 54 |
| DODGE | - | - | - | 4 |
| DR MOTOR | - | 1 | - | 2 |
| DS | 11 | - | 20 | - |
| DUCATO Z.MANTOS | - | - | 1 | - |
| FERRARI | - | - | - | 9 |
| FIAT | 331 | 159 | 7,119 | 4,167 |
| FIAT-IVECO | - | - | - | 1 |
| FORD | 245 | 129 | 4,172 | 3,900 |
| GENERAL MOTORS | - | - | - | 1 |
| HONDA | 37 | 44 | 686 | 1,117 |
| HYUNDAI | 186 | 98 | 5,718 | 2,605 |
| ISUZU | - | - | - | 1 |
| IVECO | - | - | - | 1 |
| IVECO HOBBY | - | - | - | 1 |
| JAGUAR | 5 | - | 122 | 27 |
| JEEP | 113 | 2 | 1,158 | 39 |
| KIA | 89 | 20 | 2,830 | 782 |
| KTM | - | - | - | 1 |
| LADA | - | - | - | 5 |
| LAMBORGHINI | - | - | - | 1 |
| LANCIA | - | 13 | - | 356 |
| LAND ROVER | 15 | 7 | 181 | 165 |
| LEXUS | 5 | 1 | 60 | 19 |

Table 4 (cont)
Sales of new and used passenger cars by make: December 2018 and January - December 2018

| Make | Passenger cars | | | |
|---|----------------|--------------|--------------------|---------------|
| | December | | January - December | |
| | new | used | new | used |
| LEYLAND MOKE | - | - | - | 1 |
| LINCOLN | - | - | - | 1 |
| LMC | - | - | 1 | - |
| LOTUS | - | - | - | 2 |
| MARTIN | - | - | - | 2 |
| MASERATI | - | - | 8 | 6 |
| MATRA | - | - | - | 1 |
| MAZDA | - | 21 | 2 | 488 |
| MERCEDES | 309 | 82 | 3,710 | 1,993 |
| MERCEDES Z.MANTOS | - | - | 42 | - |
| MG | - | - | - | 2 |
| MINI | 167 | 14 | 1,612 | 437 |
| MINI MAFER | - | - | - | 1 |
| MITSUBISHI | 13 | 33 | 292 | 823 |
| MORETTI | - | - | - | 1 |
| MORGAN | - | - | - | 2 |
| NISSAN | 248 | 174 | 7,893 | 3,898 |
| OPEL | 291 | 268 | 6,931 | 7,680 |
| PEUGEOT | 462 | 78 | 8,234 | 2,162 |
| PEUGEOT AUTO RIBEIRO | - | - | 127 | 1 |
| PONTIAC | - | - | - | 1 |
| PORSCHE | 5 | 2 | 72 | 84 |
| RANGE ROVER | - | - | 1 | 9 |
| RENAULT | 155 | 99 | 4,188 | 2,640 |
| RIMOR, XGO, BLUCAMP, KENTUCKY CAMP, AHORN | - | - | 1 | - |
| ROVER | - | - | - | 1 |
| SAAB | - | - | - | 12 |
| SAEHAN MOTOR | - | - | - | 1 |
| SEA / MOBILVETTE | - | - | - | 14 |
| SEAT | 72 | 15 | 2,665 | 452 |
| SECMA | - | - | 2 | - |
| SKODA | 168 | 59 | 3,607 | 818 |
| SMART | 165 | 125 | 734 | 2,753 |
| SSANGYONG | - | - | 28 | 8 |
| SUBARU | 2 | 2 | 48 | 55 |
| SUZUKI | 159 | 86 | 5,902 | 2,231 |
| TATA | - | - | - | 2 |
| TESLA | - | - | 2 | 5 |
| TOYOTA | 619 | 411 | 11,755 | 12,169 |
| TRIUMPH | - | - | - | 4 |
| VOLKSWAGEN | 344 | 89 | 9,021 | 2,345 |
| VOLKSWAGEN - Z.MANTOS | - | - | 2 | - |
| VOLVO | 156 | 4 | 1,695 | 112 |
| TOTAL | 5,337 | 2,273 | 103,322 | 60,178 |

Graph 8. Sales of new passenger cars by make (December 2018)



Graph 9. Sales of new passenger cars by make (January - December 2018)

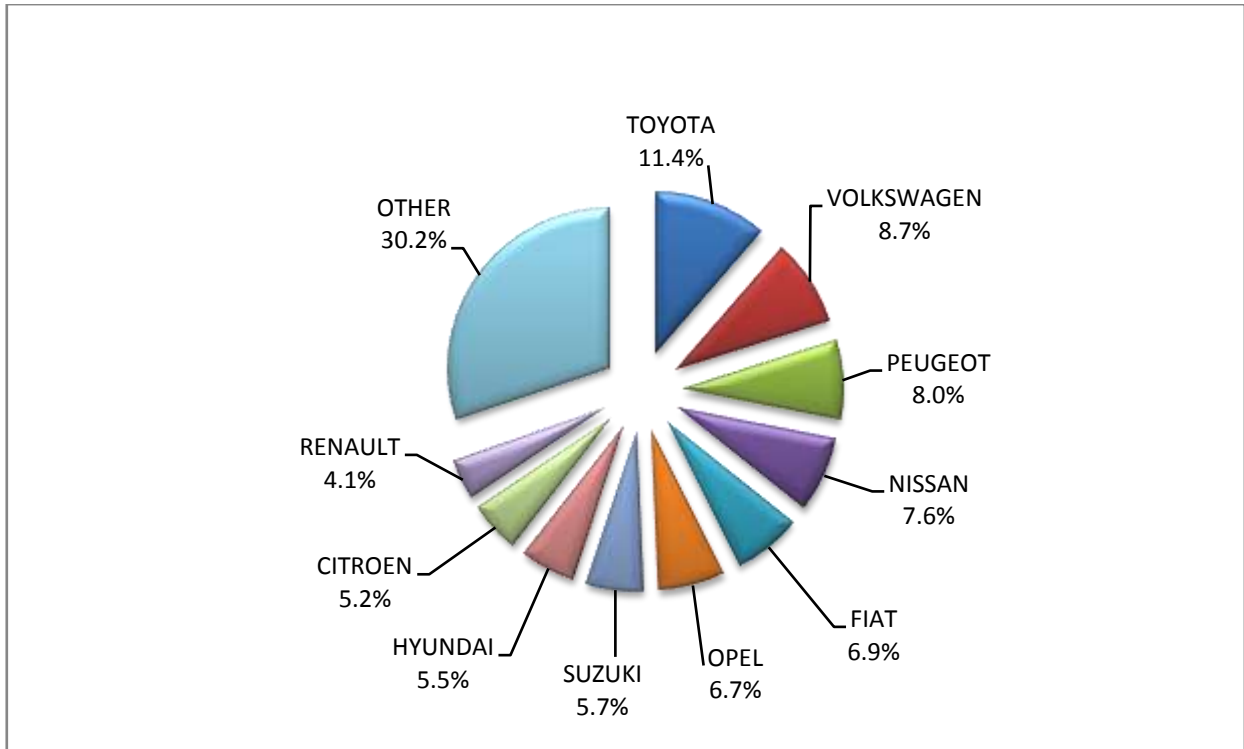


Table 5
Sales of new and used lorries by make: December 2018 and January - December 2018

| Make | Lorries | | | |
|-----------------------------------|----------|------|--------------------|-------|
| | December | | January - December | |
| | new | used | new | used |
| BMW | - | - | - | 2 |
| CADILLAC | - | - | - | 1 |
| CHEVROLET | - | - | - | 1 |
| CHRYSLER | - | - | - | 4 |
| CITROEN | 30 | 20 | 375 | 566 |
| DACIA | 6 | - | 94 | 22 |
| DAEWOO | - | - | - | 1 |
| DAF | - | 24 | 7 | 365 |
| DAF A. KAOUSSIS SA | - | - | 1 | - |
| DAF KOSKERIDIS | - | - | 1 | - |
| DAF TECMEC A.E.B.E. | - | - | 3 | - |
| DAF A. & I. ΔΕΡΒΙΣΗ Ο.Ε | - | - | 1 | - |
| DAF ΑΝΔΡΕΑΣ ΚΑΡΚΑΓΓΕΛΗΣ | - | - | - | 1 |
| DAF ΕΥΣΤΑΘΙΟΣ ΖΥΓΟΥΡΗΣ & ΣΙΑ ΕΒΕ | 1 | - | 1 | - |
| DAF Σ.ΤΣΙΛΙΜΠΑΡΗΣ & ΣΙΑ Ε.Ε. | - | - | 1 | - |
| DAF ΤΑΞΙΑΡΧΟΥ | - | - | 1 | - |
| DAIHATSU | - | 1 | - | 12 |
| DENNIS EAGLE | - | - | - | 4 |
| DODGE | - | 2 | - | 9 |
| EFFEDI | - | - | - | 1 |
| FIAT | 79 | 107 | 1,001 | 2,307 |
| FIAT A. KAOUSSIS SA | - | - | 3 | - |
| FIAT DYNA TRAILERS S.A. | - | - | 2 | - |
| FIAT VEICOLI BLINDATI NOM S.R.L | - | - | 2 | - |
| FIAT ΤΑΞΙΑΡΧΟΥ | - | - | 2 | - |
| FIAT DUCATO ΑΦΟΙ Σ. ΠΙΛΙΚΙΓΚΟΥ ΟΕ | 1 | - | 1 | - |
| FIAT-IVECO | - | - | 1 | 59 |
| FORD | 139 | 120 | 1,317 | 1,983 |
| FORD A. KAOUSSIS SA | - | - | 5 | - |
| FORD STATHIS | - | - | - | 1 |
| GENERAL MOTORS | - | - | - | 1 |
| GINAF | - | - | - | 1 |
| GONOW | - | - | - | 2 |
| GOUPIL, MEGA, POLARIS, GEM | 2 | - | 3 | - |
| GREAT WALL MOTOR | - | - | - | 5 |
| GRECAV S.P.A | - | 1 | - | 1 |
| HONDA | - | - | - | 1 |
| HUMMER | - | - | - | 1 |
| HYUNDAI | - | 3 | 1 | 66 |
| INTRALL POLSKA | - | - | - | 1 |
| ISUZU | 6 | 20 | 169 | 233 |
| ISUZU ΗΦΑΙΣΤΟΣ ΣΤΕΦΑΝΟΣ | - | - | 4 | - |
| ISUZU ΘΕΟΧΑΡΗΣ ΝΤΟΥΝΑΣ | - | - | 1 | - |
| ISUZU ΤΑΞΙΑΡΧΟΥ | - | - | 1 | - |

Table 5 (cont)
Sales of new and used lorries by make: December 2018 and January - December 2018

| Make | Lorries | | | |
|--|----------|------|--------------------|-------|
| | December | | January - December | |
| | new | used | new | used |
| IVECO | - | 9 | 17 | 237 |
| IVECO A. KAOUSSIS SA | 1 | - | 3 | - |
| IVECO AFOI S. PILIKIGKOU OE | 1 | - | 1 | - |
| IVECO CONTRUCK MECHANICA | - | - | 1 | - |
| IVECO KOSKERIDIS | 6 | - | 8 | - |
| IVECO A & Z ΧΟΝΔΡΟΠΟΥΛΟΣ Ο.Ε. | - | - | 5 | - |
| IVECO ΗΦΑΙΣΤΟΣ ΣΤΕΦΑΝΟΣ | - | - | 9 | - |
| IVECO ΝΤΟΥΝΑΣ ΘΕΟΧΑΡΗΣ | - | - | 4 | - |
| IVECO MAGIRUS | - | - | - | 33 |
| KIA | - | - | - | 8 |
| L.D.V. | - | 1 | - | 1 |
| LADA | - | - | - | 1 |
| LAND ROVER | - | 1 | - | 17 |
| LEYLAND | - | 1 | - | 1 |
| MAHINDRA | - | 1 | - | 4 |
| MAN | - | 35 | 12 | 646 |
| MAN A. KAOUSSIS SA | - | - | 14 | - |
| MAN DYNA TRAILERS S.A. | - | - | 5 | - |
| MAN NEXTRA EVOLUTION | - | - | 2 | - |
| MAN Β.ΚΑΡΑΒΙΑΣ & Ε.ΞΕΝΙΟΣ - ΚΑΞΕΚΩ Ο.Ε | - | - | 1 | - |
| MAN ΕΥΓΕΝΕΙΑΔΟΥ ΜΑΡΙΑ & ΣΙΑ Ο.Ε. | - | - | 3 | - |
| MAN ΖΑΚΟΣ GROUP Α.Β.Ε.Ε. | - | - | 2 | - |
| MAN ΤΑΞΙΑΡΧΟΥ | - | - | 1 | - |
| MAN MECCANICA | - | - | - | 1 |
| MAZDA | - | 19 | 4 | 332 |
| MERCEDES | 58 | 171 | 363 | 4,038 |
| MERCEDES A. KAOUSSIS SA | 4 | - | 35 | - |
| MERCEDES AGGELOGLOU IOSIF & SIA OE | 1 | - | 1 | - |
| MERCEDES CONTRUCK MECHANICA | - | - | 3 | - |
| MERCEDES DENNIS EAGLE | - | - | - | 1 |
| MERCEDES DYNA TRAILERS S.A. | - | - | 58 | 1 |
| MERCEDES F.X. MEILLER | - | - | 2 | 1 |
| MERCEDES KOSKERIDIS | - | - | 1 | - |
| MERCEDES MENCI & C.S.P | - | - | 1 | - |
| MERCEDES MOSCHOS Β. ΙΟΑΝΝΙΣ | - | - | 3 | - |
| MERCEDES RAUSCH GMBH & CO KG | - | - | - | 1 |
| MERCEDES SMYRLIADIS | - | - | 2 | - |
| MERCEDES Α & Ζ ΧΟΝΔΡΟΠΟΥΛΟΣ Ο.Ε. | - | - | 1 | - |
| MERCEDES Α&Ι ΔΕΡΒΙΣΗΣ | - | - | - | 2 |
| MERCEDES ΕΥΣΤΑΘΙΟΣ ΖΥΓΟΥΡΗΣ & ΣΙΑ ΕΒΕ | - | - | 1 | 1 |
| MERCEDES ΗΦΑΙΣΤΟΣ ΣΤΕΦΑΝΟΣ | 1 | - | 4 | - |
| MERCEDES ΘΕΟΧΑΡΗΣ ΝΤΟΥΝΑΣ | 1 | - | 24 | - |

Table 5 (cont)
Sales of new and used lorries by make: December 2018 and January - December 2018

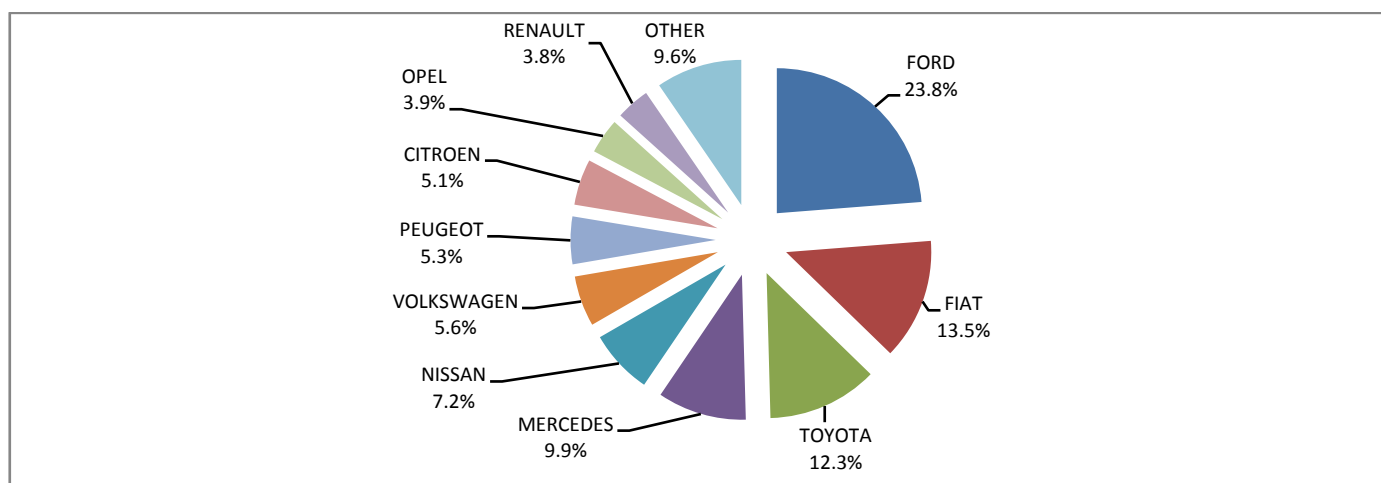
| Make | Lorries | | | |
|--------------------------------------|----------|------|--------------------|-------|
| | December | | January - December | |
| | new | used | new | used |
| MERCEDES Σ.ΜΑΡΚΕΤΟΣ - Κ.ΤΑΛΛΑΡΟΣ ΕΠΕ | - | - | 1 | - |
| MERCEDES ΤΑΞΙΑΡΧΟΥ | - | - | 1 | - |
| MERCEDES ΤΣΙΛΙΜΠΑΡΗΣ ΣΠ. & ΣΙΑ Ε.Ε. | - | - | 1 | - |
| MINI | - | 1 | - | 1 |
| MITSUBISHI | 21 | 42 | 211 | 731 |
| MITSUBISHI Α. ΚΑΟΥΣΣΙΣ SA | - | - | 5 | - |
| MITSUBISHI DYNA TRAILERS S.A. | - | - | 3 | - |
| MITSUBISHI NEXTRA EVOLUTION | - | - | 1 | - |
| MITSUBISHI SMYRLIADIS | - | - | 2 | - |
| MITSUBISHI ΑΦΟΙ ΝΑΘΑΝΑΗΛ ΟΕ | - | - | 1 | - |
| MITSUBISHI Γ. & Δ. ΚΑΒΟΥΡΑΣ Ο.Ε. | - | - | 1 | - |
| MITSUBISHI ΚΟΣΚΕΡΙΔΙΣ | 1 | - | 3 | - |
| MITSUBISHI ΝΤΟΥΝΑΣ ΘΕΟΧΑΡΗΣ | - | - | 10 | - |
| MITSUBISHI ΤΑΞΙΑΡΧΟΥ | - | - | 1 | - |
| NISSAN | 42 | 66 | 625 | 1,297 |
| NISSAN THEODORIDIS TANK S.M.P.C. | - | - | 3 | - |
| NISSAN ΚΟΣΚΕΡΙΔΙΣ | 1 | - | 1 | - |
| NISSAN ΝΤΟΥΝΑΣ ΘΕΟΧΑΡΗΣ | - | - | 1 | - |
| OAF | - | - | - | 3 |
| OPEL | 23 | 45 | 181 | 893 |
| PEUGEOT | 31 | 20 | 707 | 537 |
| PEUGEOT, CITROEN | 1 | - | 1 | - |
| PFAU | - | - | - | 10 |
| PIAGGIO | - | 1 | 27 | 55 |
| PIAGGIO NEXTRA EVOLUTION | - | - | 1 | - |
| PIAGGIO ΧΡ. ΝΕΖΗΣ & ΣΙΑ | - | - | 1 | - |
| PIAGGIO & C SPA Α. ΚΑΟΥΣΣΙΣ SA | - | - | 6 | - |
| PIAGGIO & C SPA Ν. & Θ. ΛΥΓΙΝΟΣ Ο.Ε. | 1 | - | 1 | - |
| PSAUS | - | - | - | 1 |
| RAM | - | - | - | 1 |
| RENAULT | 22 | 41 | 223 | 1,098 |
| RENAULT ΑΡΜΑ ΠΑΝΤΕΛΙΔΗΣ | - | - | - | 1 |
| ROVER | - | - | - | 5 |
| SCAM SRL | - | - | - | 1 |
| SCANIA | - | 19 | 9 | 435 |
| SCANIA Α. ΚΑΟΥΣΣΙΣ SA | - | - | 5 | - |
| SEAT | - | - | 1 | 19 |
| SKODA | - | 3 | - | 62 |
| SSANGYONG | - | - | 2 | 6 |
| STEYER | - | - | - | 4 |
| SUZUKI | - | - | - | 14 |
| TATA | - | - | - | 3 |

Table 5 (cont)

Sales of new and used lorries by make: December 2018 and January - December 2018

| Make | Lorries | | | |
|-----------------------------|------------|------------|--------------------|---------------|
| | December | | January - December | |
| | new | used | new | used |
| TECMEC S.A. | - | - | 1 | - |
| TERBERG | - | - | - | 1 |
| TOYOTA | 72 | 52 | 1,109 | 761 |
| VOLKSWAGEN | 33 | 44 | 452 | 1,056 |
| VOLKSWAGEN ΓΕΟΧΑΡΗΣ ΝΤΟΥΝΑΣ | - | - | 1 | - |
| VOLVO | - | 29 | 17 | 844 |
| VOLVO A. ΚΑΟΥΣΣΙΣ SA | - | - | 1 | - |
| VOLVO DYNA TRAILERS S.A. | - | - | 1 | - |
| VOLVO A. & I. ΔΕΡΒΙΣΗ Ο.Ε | - | - | 1 | - |
| A & Z ΧΟΝΔΡΟΠΟΥΛΟΣ Ο.Ε. | - | - | 1 | - |
| A. & I. ΔΕΡΒΙΣΗ Ο.Ε. | - | - | - | 1 |
| ΠΑΠΑΔΑΚΗ ΑΦΟΙ ΑΒΕΤΕ | - | - | - | 1 |
| TOTAL | 585 | 899 | 7,209 | 18,818 |

Graph 10. Sales of new lorries by make (December 2018)



Graph 11. Sales of new lorries by make (January - December 2018)

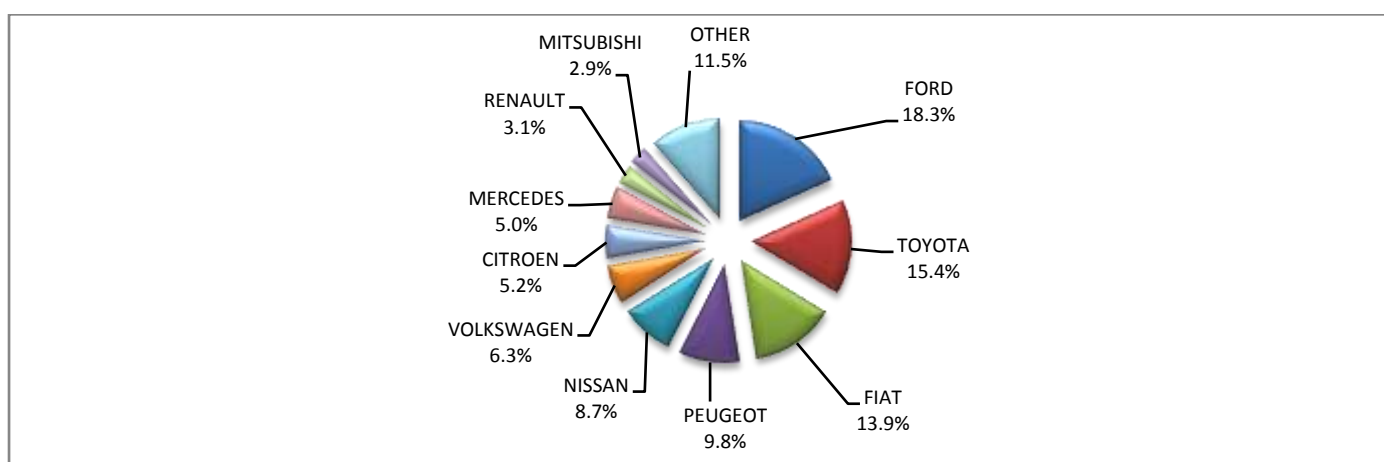


Table 6
Sales of new and used buses by make: December 2018 and January - December 2018

| Make | Buses | | | |
|--------------------------|----------|------|--------------------|------|
| | December | | January - December | |
| | new | used | new | used |
| BOVA | - | 4 | 1 | 56 |
| CITROEN | - | - | - | 1 |
| DAF | - | - | - | 4 |
| EVOBUS | - | - | - | 14 |
| FIAT | - | 1 | 1 | 8 |
| FIAT IVECO | - | - | - | 13 |
| FORD | 1 | 1 | 11 | 23 |
| GULERYUZ | - | - | - | 2 |
| IRISBUS | - | 1 | - | 3 |
| IRIZAR | 1 | - | 4 | 1 |
| ISUZU | 1 | - | 4 | 3 |
| ITALBUS | - | - | 1 | - |
| IVECO | - | - | 1 | 12 |
| IVECO NIKAS | - | - | 1 | - |
| IVECO Z. MANTOS A.E.B.E. | 3 | - | 3 | - |
| IVECO, IRISBUS | - | - | - | 2 |
| KARSAN | - | 2 | 1 | 2 |
| KASSBOHRER | - | - | - | 3 |
| MAGYAR | - | - | - | 1 |
| MAN | 16 | 5 | 23 | 73 |
| MAN/NEOPLAN | - | - | 2 | 1 |
| MERCEDES | 9 | 25 | 39 | 595 |
| MERCEDES CENTO BUS | - | - | 2 | - |
| MERCEDES ERDUMAN | - | 1 | 15 | 2 |
| MERCEDES ERMISBUS | - | - | 17 | - |
| MERCEDES NIKAS | - | 1 | 34 | 2 |
| MERCEDES PAPADAKIS | 2 | - | 10 | - |
| MERCUS | - | - | - | 1 |
| NEOPLAN | 3 | 1 | 9 | 39 |
| OPEL | - | - | 20 | - |
| OTOKAR | 1 | - | 2 | 3 |
| PEUGEOT | - | - | - | 1 |
| RENAULT | - | - | - | 11 |
| SCANIA | - | 2 | - | 36 |
| SCANIA HIGER | 1 | - | 5 | - |
| SETRA | - | 6 | 15 | 87 |
| TEMSA | 8 | 4 | 14 | 36 |
| VAN HOOL | - | - | - | 11 |
| VDL | 1 | - | 1 | - |
| VOLKSWAGEN | - | - | - | 15 |
| VOLVO | - | - | - | 14 |
| VOLVO IRIZAR | - | - | 2 | - |

Table 6 (cont)

Sales of new and used buses by make: December 2018 and January - December 2018

| Make | Buses | | | |
|------------------|-----------|-----------|--------------------|--------------|
| | December | | January - December | |
| | new | used | new | used |
| XIAMEN KING LONG | - | - | - | 7 |
| TOTAL | 47 | 54 | 238 | 1,082 |

Graph 12. Sales of new buses by make (January - December 2018)

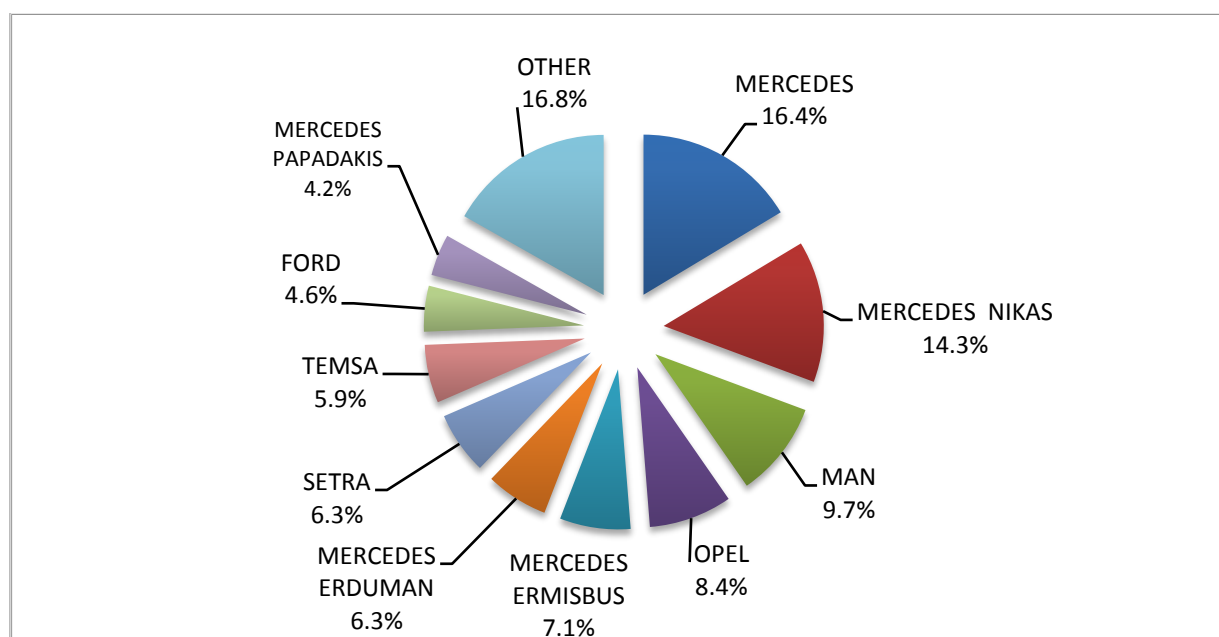


Table 7

Sales of new and used motorcycles by make or manufacturer: December and January - December 2018

| Make | Motorcycles | | | |
|---|-------------|------|--------------------|------|
| | December | | January - December | |
| | new | used | new | used |
| ACCESS | - | - | 8 | - |
| AEON MOTOR | 1 | - | 3 | 1 |
| AGUSTA | - | - | - | 1 |
| AIE | - | - | - | 1 |
| APRILIA | 6 | 2 | 33 | 112 |
| ARCTIC CAT, MASSEY FERGUSON | - | - | - | 2 |
| ASKOLL | - | - | 3 | - |
| AYO, HAOJIANG, ZHONGYU, THUMP, THUMPSTAR, KIDEN, ZONTES, Junak, SENKE, TANNY, TYAN, ROMET, ROMET MOTORS, ROUTER | 1 | - | 17 | - |
| BAJAJ | - | - | 20 | - |
| BAROSSA MOTOR | - | - | - | 2 |
| BASHAN | - | - | 7 | 1 |
| BASHAN, AMGroup, AMGroup Bike, DON, IRBIS, WORKER BEAR, Nomik ATV 2 | - | - | 12 | - |
| BENELLI | 1 | - | 244 | 8 |
| BENZHO | - | - | - | 4 |

Table 7 (cont)

Sales of new and used motorcycles by make or manufacturer: December and January - December 2018

| Make | Motorcycles | | | |
|---|-------------|------|--------------------|------|
| | December | | January - December | |
| | new | used | new | used |
| BETA | - | - | 45 | 1 |
| BMW | 39 | - | 666 | 114 |
| BOMBARDIER RECREATIONAL PRODUCTS ING (BRP) | - | - | 7 | 6 |
| BRIXTON | 2 | - | 88 | - |
| BUYANG | - | - | 2 | - |
| CASALINI | - | - | - | 1 |
| CFMOTO | 1 | - | 75 | 5 |
| CFMOTO, GOES | - | - | 33 | 1 |
| CG | - | - | 6 | - |
| CHINA JIALING | - | - | - | 1 |
| CHONGQING | - | - | 1 | - |
| CPI | - | - | - | 1 |
| DAELIM | 3 | - | 53 | 9 |
| DAYANG, DAYTONA MOTORS, NIPPONIA, KUBA | 28 | - | 644 | 4 |
| DAYANG, DAYTONA MOTORS, NIPPONIA, SALCANO | 104 | - | 2,840 | 6 |
| DAYTONA | 5 | - | 37 | 2 |
| DAZON | - | - | 1 | - |
| DERBI | 3 | - | 6 | - |
| DONGFENG | - | - | 1 | - |
| DOOHAN, GOODYEA | - | - | 1 | - |
| DUCATI | 24 | 1 | 196 | 25 |
| EAGLE | - | - | - | 2 |
| E-TON | - | - | - | 1 |
| EVA, EMBUGGY, VINTAGE, EVANGEL | - | - | 21 | 2 |
| FULU, LICHU | - | - | 2 | - |
| FUXIN | - | - | 1 | - |
| GAGIVA MOTOR | - | 1 | - | 2 |
| GAS GAS | - | - | 1 | 1 |
| GILERA | 1 | - | 1 | 14 |
| HAOJIAN, ZONTES, TAYO, Sharpon, IFINO, KIDEN, ZHONGYU, CUBTOM, DIYUN, NAMIN, TIM DERVI, VUKA, THUMP, RIPPER | 3 | - | 34 | - |
| HAOJIANG, SENKE, ZONTES, TAYO, YINGZHI, KIDEN, TANNY, ZHONGYU, RIPPER, FNX, RAFINZ, MONDIAL, FERRO, GB MOTORS | - | - | 4 | - |
| HAOJIANG, SENKE, ZONTES, TAYO, YINGZHI, KIDEN, TANNY, ZHONGYU, RIPPER, REVATTO, ZIPP, RAFINZ | 3 | - | 10 | - |
| HAOJIN | - | - | 1 | - |
| HARLEY DAVIDSON | 1 | - | 102 | 48 |
| HDK, DALLE, W/M, EVOLUTION, STORM, MELEX | - | - | 1 | - |
| HEINKEL | - | - | - | 1 |
| HER CHEE, ADLY MOTO, MOTO RO | - | - | - | 2 |
| HESHAN, GOUJI, NANLIAN, MOTORCYCLE INDUSTRY, ORCAL, AJS, HERALD MOTOR COMPANY, MACBOR, MOTOBİ | - | - | 3 | - |
| HONDA | 122 | 28 | 3,638 | 654 |

Table 7 (cont)

Sales of new and used motorcycles by make or manufacturer: December and January - December 2018

| Make | Motorcycles | | | |
|---|-------------|------|--------------------|------|
| | December | | January - December | |
| | new | used | new | used |
| HSUN, HISUN, APACHI, ICHIBAN, INCA, FAST POWER, Q-MOTO, EMU, FORSAGE, NISSAMARAN, LAPO MOTORS, STELS | - | - | 4 | 1 |
| HSUN, HISUN, APACHI, Mx, MASAI, HYTRACK, TRAPPER, PUMAREX, GEON, ASYAMOTOR, DAYTONA MOTORS, KRAL | - | - | 97 | - |
| HUSABERG | - | - | - | 3 |
| HUSQVARNA | 1 | - | 26 | 3 |
| HYOSUNG | - | - | 2 | - |
| HYOSUNG & S&T KANUNI | - | - | 1 | - |
| INDIAN MOTORCYCLE | - | - | 33 | - |
| ITALCAR | - | - | - | 1 |
| ITALJET | - | - | - | 1 |
| JIAJI, HUATIAN, FEILING, LINTEX, GOMAX, SOMOTO, TECHMOOVE, TAURIS | - | - | 2 | 1 |
| JIAJUE, JINDING, LANYING, DHS, MIROMOTO, ALPHAMOTO, SPRINT, QLINK, MAXON, RICH MOTORS, EUROCKA(CKA), PEDA | - | - | 2 | - |
| JIAJUE, JOYRACE, MAXON, GINEVA MOTO, MONDIAL, UGUR, DERRACE, VIARELLI, Berini, MAGPOWER, ROMET MOTORS | - | - | 28 | - |
| JIALING, MOTORAN, TRAXX, SPADA, SKYWING, SPD, ASUS, RACING | - | - | 6 | - |
| JIANSHE | - | - | 10 | 2 |
| JIAYUAN | 7 | - | 68 | - |
| JINCHENG | - | - | 2 | - |
| JINLANG, ZIPP, HORS, IVA, Ariic, figuretta motorcycles fat boy, btc, agm, lintex, razory, romet, motors | 1 | - | 7 | - |
| JINLANG, ZUNDAPP, XHODNA, APGmoto, COLIBRI, RAZORY, VIARELLI, SUMCO, FLEX TECH, IVA, TNT moto | 1 | - | 17 | - |
| JLAJI, HUATIAN, FEILING, TUTU, EPM, Mondid, KINGWAY, ROMET MOTORS | 3 | - | 5 | 1 |
| JMSTAR, SHENKE, HUIBANG, JONWAY, MOTORAN, MINELLI, LAPO MOTORS | - | - | 8 | 1 |
| JOYNER | - | - | - | 2 |
| KAWASAKI | 22 | 2 | 266 | 56 |
| KEEWAY | - | - | 1 | 2 |
| KENBO | - | - | 2 | - |
| KL | - | - | 2 | 1 |
| KTM | 10 | 4 | 316 | 28 |
| KWANG YANG | - | - | - | 19 |
| KYMCO | 45 | 20 | 1,852 | 511 |
| LABRETTA | - | 1 | - | 1 |
| LAMBRETTA | - | - | 11 | 1 |
| LAVERDA | - | - | - | 1 |
| LIFAN, SKYGO, HONLEI, BISAN-LIFAN, TRUVA, SALCANO, YUKI, RAMZEY, BRANSON, SUMCO, NEMO, XPLOER, LEVO, ACONDA | 2 | - | 27 | - |
| LINGKEN | - | - | 1 | - |

Table 7 (cont)

Sales of new and used motorcycles by make or manufacturer: December and January - December 2018

| Make | Motorcycles | | | |
|--|-------------|------|--------------------|------|
| | December | | January - December | |
| | new | used | new | used |
| Lingzhida, LINZDA, LINDN, LINYI, LONGMAO, NLIGHT | 1 | - | 1 | - |
| LINHAI, KUBA, ONLINE, LHY | - | - | 134 | 8 |
| LML | - | - | 1 | 1 |
| LONCIN, KINLON, LONGTING, KUBA, YUKI, MONDIAL, STMAX, KANUNI, MOTORAN, ASYA, QUSWA, PUMAREX, RALLY USA, MOD, CCM | 3 | - | 24 | 1 |
| LONCIN, X-GEAR | - | - | 1 | - |
| LONGJIA, ITALJET, ORCAL, BEELINE, ROMET MOTORS, GEMINI, LEXMOTO, JAHANRO, VGA, DAYTONA MOTORS | 1 | - | 36 | - |
| LONGJIA, ORCAL, TNT MOTOR, BEELINE, VGA, ITALJET, GEMINI, lexmoto, Jahanro, italo, NECO | 3 | - | 105 | - |
| MALAGUTI | - | - | - | 11 |
| MBK | - | 1 | - | 19 |
| MELEX | - | - | 14 | - |
| MESSEL | - | - | - | 1 |
| MG MOTO | 14 | - | 67 | - |
| MGK HM | 53 | - | 1,919 | 7 |
| MINSK, ZONGSHEN, IRIBIS, MONDIAL, LEXMOTO, JUNAK, HONLEY, OVERBIKES | - | - | 8 | - |
| MODENAS | - | - | 4 | 7 |
| MONDIAL, PELPI INTERNATIONAL | - | - | 4 | - |
| MOTO GUZZI | 3 | - | 28 | 4 |
| MOTO GUZZI DI PIAGGIO & C.S.p.A. | - | - | 7 | - |
| MOTO S.P.A | - | - | 12 | - |
| MOTOBECANE | - | - | - | 1 |
| MOTO-ROMA | - | - | 2 | - |
| MV AGUSTA | 5 | - | 14 | 1 |
| MZ | - | - | 1 | - |
| MZ MOTORRAD | - | - | 5 | - |
| NIPPI | - | - | - | 1 |
| NIPPONIA | - | - | - | 1 |
| NORTON | - | - | - | 1 |
| ORCAL | 2 | - | 5 | - |
| PEUGEOT | 17 | - | 195 | 21 |
| PIAGGIO | 187 | 14 | 6,191 | 452 |
| PIONEER, LEXMOTO, PULSE, BULLIT, HERALD, WOTTAN, EURO MOTORS, VERVEMOTO, SP BIKE, EXPLORER, RIDE | - | - | 3 | - |
| PIONEER, LEXMOTO, PULSE, BULLIT, OMAKS, JHC, ASYA, MONDIAL, KUBA,ACE | 9 | - | 15 | - |
| POLARIS | 1 | - | 65 | 4 |
| POLINI | - | - | 1 | - |
| QINGQI | - | - | 12 | 1 |
| QINGQI, CLEVELAND CYCLEWERKS ACE, CLEVELAND ACE, CLEVELAND CYCLEWERKS ACE DELUXE | - | - | 31 | 1 |
| QINGQI, PIONEER, i-moto, SUPERBYKE, KENROD, QLINK,YUKI, SACHS-Bikes, DAYTONA | 4 | - | 22 | 2 |

Table 7 (cont)

Sales of new and used motorcycles by make or manufacturer: December and January - December 2018

| Make | Motorcycles | | | |
|--|-------------|------|--------------------|------|
| | December | | January - December | |
| | new | used | new | used |
| QINGQI, YUKI, KARCHER, DAYTONA, SINNIS, KREIDLER | - | - | 12 | 1 |
| QJ, QJIANG, KEEWAY, LEONE, KUBA, RKS, GENERIC, EXPLORER, RIDE, VENGO | 1 | - | 17 | - |
| QJ, QJIANG, KEEWAY, LEONE, KUBA, RKS, TELL, EMPIRE KEEWAY, BENELLI, VENGO | 5 | - | 209 | - |
| QJ, QJIANG, KEEWAY, LEONE, RKS, BENELLI, EMPIRE KEEWAY, KUBA | 20 | - | 159 | - |
| QJ, QJIANG, KEEWAY, LEONE, tell, KUBA, RKS, BENELLI, VENGO | 4 | - | 108 | 1 |
| QSTRONG, CELIK, GSMoo | - | - | - | 1 |
| QUADDY | - | - | 1 | 1 |
| QUADRO, QUADRO VEHICLES | - | - | 11 | 2 |
| REGAL-RAPTOR, CAJERO, AJS, YUK | - | - | - | 2 |
| RENAULT | - | - | - | 3 |
| RENLI | - | - | 4 | - |
| REVA | - | - | - | 1 |
| REX | - | - | - | 1 |
| RIYA, HONLING, YAMAKOYO, TIANYING, GOES, SANYOU, BM, FUN BIKE, WOTTA | - | - | 1 | - |
| ROYAL ENFIELD | - | - | 7 | - |
| SANYANG | - | - | - | 15 |
| SANYOU, TARO, CHUANGTAI, GOES, JUNAK, WOTTAN, BARTON MOTORS, MAGPOWER, CAPIRELLI, OVERBIKES, PEDA | 1 | - | 3 | - |
| SHANYANG, ATLAS PANTHER, YAMAZUKI MOTO, MOTORKING, Hirlee, XB | 3 | - | 74 | - |
| SHARE'NGO, ZHIDOU | - | - | 3 | 3 |
| SHERCO | - | - | 3 | 3 |
| SHINERAY | 5 | - | 12 | 2 |
| SHINERAY, MONDIAL, DAYTONA MOTORS, WK, ROMET MOTORS, MASH, M1NSK, WK BIKES | - | - | 27 | - |
| SINNIS | - | - | - | 1 |
| SKYTEAM, SACIN, METALCO, SOKUDO, BAZUKA, MINICO, MOTOS BORDOY, SUMCO, ROXON, CSR, MONKEY BIKES, FAZTEK | - | - | 17 | - |
| SKYTEAM, SASIN, CSR, METALCO, SOKUDO, BAZUKA, MINICO, MOTOSBASI | 2 | - | 45 | - |
| SUZUKI | 10 | 3 | 432 | 185 |
| SWM | - | - | 4 | - |
| SYM | 186 | 4 | 7,151 | 137 |
| TAYO, HAOJIANG, ZHONGYU, THUMP, THUMPSTAR, KIDEN, ZONTES, Junak, SENKE, TANNY, TYAN, ROMET, ROMET MOTORS, ROUTER | - | - | 30 | - |
| TGB | 1 | - | 1 | 1 |
| TIANYING, RIYA, HONGYUNDA, TYM, HONLING, TAMCO, ALISON, DMK MOTORS, WLIE, LEEWAY, WLXQ, AP Gmoto, ALFA | - | - | 54 | - |
| TIANYING, RIYA, QISHENG, YAMAKOYO, HONGLING, ZIPP, TOROS, ROMET, ROMET MOTORS, ROUTER, VENTO, ASYA, BENYCO, BARA | 1 | - | 6 | - |
| TM RACING | - | - | 3 | 1 |

Table 7 (cont)

Sales of new and used motorcycles by make or manufacturer: December and January - December 2018

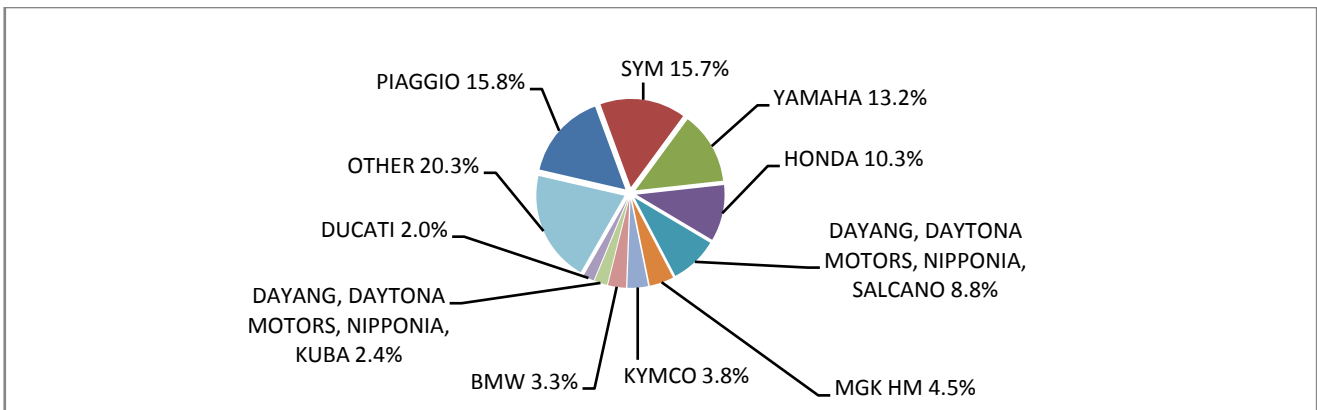
| Make | Motorcycles | | | |
|--|-------------|------|--------------------|------|
| | December | | January - December | |
| | new | used | new | used |
| TODAY SUNSHINE | - | - | 1 | - |
| TOMBERLIN | - | - | - | 1 |
| TRIUMPH | 8 | - | 151 | 20 |
| UM, WANGYE | - | - | - | 2 |
| URAL | - | - | 1 | - |
| VECTRIX | - | - | - | 1 |
| VMOTO, E-MAX, FMC, JINYING, DAO, VENGO, TELL, SXT | - | - | 1 | - |
| WANGYE, SANBEN, UM, KENOS, SUPERBYKE, MDC, MISTRAL, STREET ELEGANCE, 4WMOTO, RIVERO, VIKERS, ZIPP, SANLI, GOWINN | 2 | - | 48 | - |
| WANGYE, SANBEN, UM, MONDIAL, KENOS, SUPERBYKE, RIALLI, MDC, Street Elegance, 4WMOTO, MISTRAL, RIVERO, VIKERS | - | - | 62 | - |
| WENLING ZHENSHE | - | - | 1 | - |
| WONJAN, SAMADA | - | - | 3 | - |
| WUYANG | - | - | 1 | - |
| WUYI XINSHUN VEHICLE | - | - | - | 1 |
| XGJAO, YUAN , SKYJET, KAISAR | 2 | - | 19 | 1 |
| XGJAO, ZIPP, TOROS, ROMET, ROMET MOTORS, ROUTER, VEEROAD, DAYTONA MOTORS, GEMINI, MH MOTORCYCLES, MTG MOTORS | 3 | - | 55 | - |
| XIAOFEILU | - | - | - | 1 |
| XINLING | - | - | 3 | - |
| XINLING, HEROWAY, LEDOW | - | - | 5 | - |
| YAMAHA | 156 | 21 | 3,011 | 809 |
| YAMAHA, MBK | 19 | - | 649 | 3 |
| YIBEN, MEIDUO, VONROAD, WUBEN, NIM | - | - | 2 | - |
| YINGANG, BENYI, ROMET MOTORS, YUKI, ROUTER, MOTORAN, DAYTONA MOTORS, M1NSK, HAMACHI, KUBA, MONDIAL | 3 | - | 70 | - |
| YINGANG, BENYI, ROMET MOTORS, YUKI, ROUTER, MOTORAN, DAYTONA MOTORS, M1NSK, KUBA, MONDIAL | 1 | - | 27 | - |
| YINXIANG, KENBO | - | - | 13 | 2 |
| YINXIANG, KENBO, VENOM, CHEETA, ZIPP, NEMO, FEKON, ANATOLIA, CANBO | - | - | 3 | - |
| YINXIANG, MONDIAL, GEMINI, TCB | - | - | 5 | - |
| YINXIANG, KENBO, JLM, FEKON, RTM, HILTON, DAICHI, EHSAN, PARVAZ, PMS, ARSHAD, NATALI, SAHAR, MS M BRAVIA | - | - | 2 | - |
| YIYING, BENZHOU, EAGLE-GING, AIYUMO, RAZZO | - | - | - | 2 |
| ZERO ENGINEERIN | - | - | - | 3 |
| ZHONGNENG, ASYA, daDo, ZNEN, Baron | - | - | - | 2 |
| ZHONGNENG, ZNEN, AGM, AJS, YUKI, COLIBRI, EUROCKA, BTC, NOVA MOTORS, LEXMOTO, Actionbikes Motors | 1 | - | 123 | - |
| ZHONGNENG, ZNEN, AGM, AJS, YUKI, COLIBRI, EUROCKA, BTC, NOVA MOTORS, LEXMOTO, Actionbikes Motors, FLEX TECH | - | - | 23 | - |

Table 7 (cont)

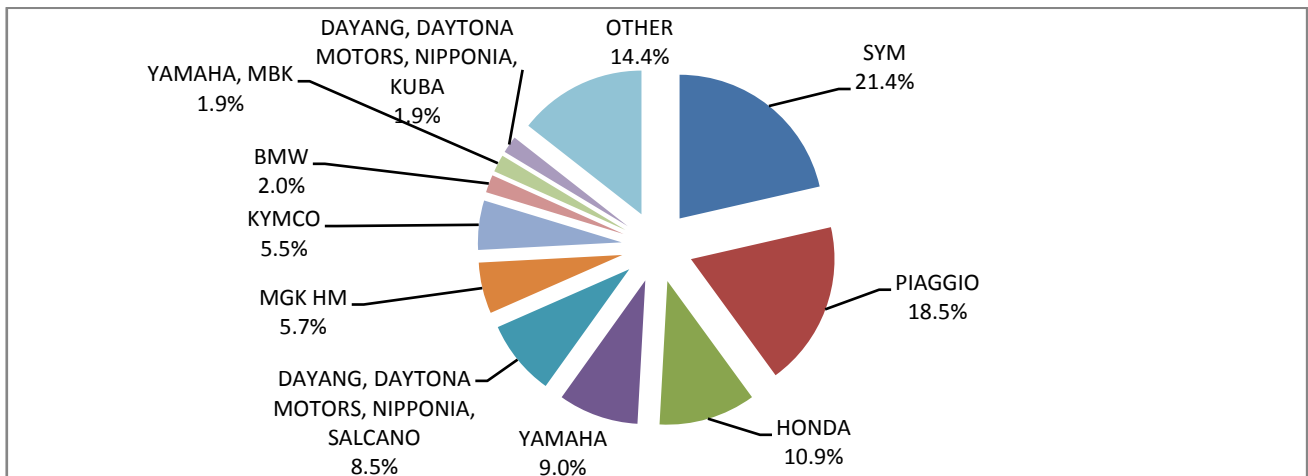
Sales of new and used motorcycles by make or manufacturer: December and January - December 2018

| Make | Motorcycles | | | |
|---|--------------|------------|--------------------|--------------|
| | December | | January - December | |
| | new | used | new | used |
| ZHONGNENG, ZNEN, AGM, AJS, YUKI, COLIBRI, EUROCKA, BTC, NOVA MOTORS, LEXMOTO | - | - | 28 | - |
| ZHONGNENG, ZNEN, DADO, DIRECT BIKES, GOWINN, VIVACOX, NECO, AGM, LEE, ASYA | - | - | 2 | 3 |
| ZONGSHEN | 1 | - | 5 | - |
| ZONGSHEN, ZIP STAR, Lexmoto, ICONE, VORTEX, M1NSK, MACBOR, MONDIAL, ROMET MOTORS | - | - | 12 | - |
| ZONGSHEN, ZIP STAR, PIAGGIO, HONLEY, LEXMOTO, MONDIAL, PULSE, OVERBIKES, XR HORIZONT, KTNS, DERRACE | - | - | 12 | - |
| ZONGSHEN, ZIP STAR, ZEALSUN, KENTOYA, MOTOROMA, PRONAR, KEEWAY, MOTOVELO, ASYA | - | - | 21 | 1 |
| ZONGSHEN, ZIP STAR, ZEALSUN, RYMCO | 2 | - | 13 | - |
| ZONGSHEN, ZIPSTAR, ZEALSUN, KENTO | 1 | - | 15 | - |
| ZXMCO, ZHONGXING, BEWHEEL, TURBHO, RAZZO, MOTORAN, RABBIT MOTORS | 4 | - | 5 | - |
| TOTAL | 1,185 | 102 | 33,377 | 3,429 |

Graph 13. Sales of new motorcycles (December 2018)



Graph 14. Sales of new motorcycles (January - November 2018)



EXPLANATORY NOTES

| | |
|---|--|
| Survey on the issuing of new road motor vehicle circulation licenses | The survey on the issuing of new motor vehicle circulation licenses is a census survey. The released data give information, at country level, on the brand and type of the motor vehicle, as well as whether it is new or used. The survey does not include vehicles that move on rails, trolley busses, agricultural tractors and machinery. In addition, the following are excluded: all motor vehicles of the Armed Forces, Police, Fire Brigade, State Services, Diplomatic Corps, Foreign Missions, and Invalids of Wars, as well as motorcycles with a cylinder capacity less than 50 cc. |
| Legal basis | Law 3832/2010 |
| Reference Period | December 2018 |
| Coverage | The production of monthly data is based on the registers held by the Ministry of Infrastructure, Transport and Networks, which records all the monthly changes observed in the vehicle registration licenses at country level. |
| Definitions | <p>Road motor vehicle is any vehicle that, irrespective of the number of wheels, is moved by an engine and is designed to transport persons or cargo or both of them, either they are on the same single vehicle or on a trailer carried by the main motor vehicle.</p> <p>New road motor vehicle is any motor vehicle that is registered for the first time in Greece during the reference month and has not been put into circulation in any other country.</p> <p>Used motor vehicle is any motor vehicle that is registered for the first time in Greece and has been imported as a used one from abroad</p> <p>Passenger motor vehicle: it is a motor vehicle designed to carry mostly people, having no more than 9 seats, including the driver's seat.</p> <p>Bus: it is a motor vehicle, which is designed to carry mostly people, having more than 10 seats, including the driver's seat. (In the corresponding tables of this Press Release, this category also includes articulated buses.)</p> <p>Lorry: it is motor vehicle designed to carry mostly cargo. (In the corresponding tables of this Press Release, this category also includes tractors, tow trucks, articulated tractors, and trucks with trailers).</p> <p>Motorcycle: any two-wheeled motor vehicle, with or without sidecar, with maximum authorized design speed over 45 km/h, or in case it is powered by a combustion engine, with a cylinder capacity of 50 cc or over (In the corresponding tables of this Press Release, this category also includes the three-wheeled motor vehicles – motor tricycles).</p> <p>Tricycle motor vehicle: it is a motor vehicle with three symmetrical wheels with maximum authorized design speed over 45 km/h, or in case it is powered by a combustion engine, with a cylinder capacity over the 50 cc. This category also includes four-wheel vehicles, except the light four-wheel motorcycles, whose empty vehicle tare (excluding the weight of the fuel or mixture of fuel-oil or the weight of the batteries for electric cars) is up to 400 kg in the case the vehicle is designed for passenger use or up to 550 kg in case the vehicle is designed to carry cargo and whose engine is up to 15KW.</p> |
| Methodology | Exhaustive Survey. The primary data derive from the Ministry of Infrastructure, Transport and Networks and are based on the issuing of new circulation licenses as they are registered by the Regional Offices for Transport and Communications. |
| References | More information (graphs, tables) concerning the survey on the issuing of new motor vehicle circulation licenses are available on the webpage of ELSTAT, www.statistics.gr , under the link http://www.statistics.gr/en/statistics/-/publication/SME24/ |