



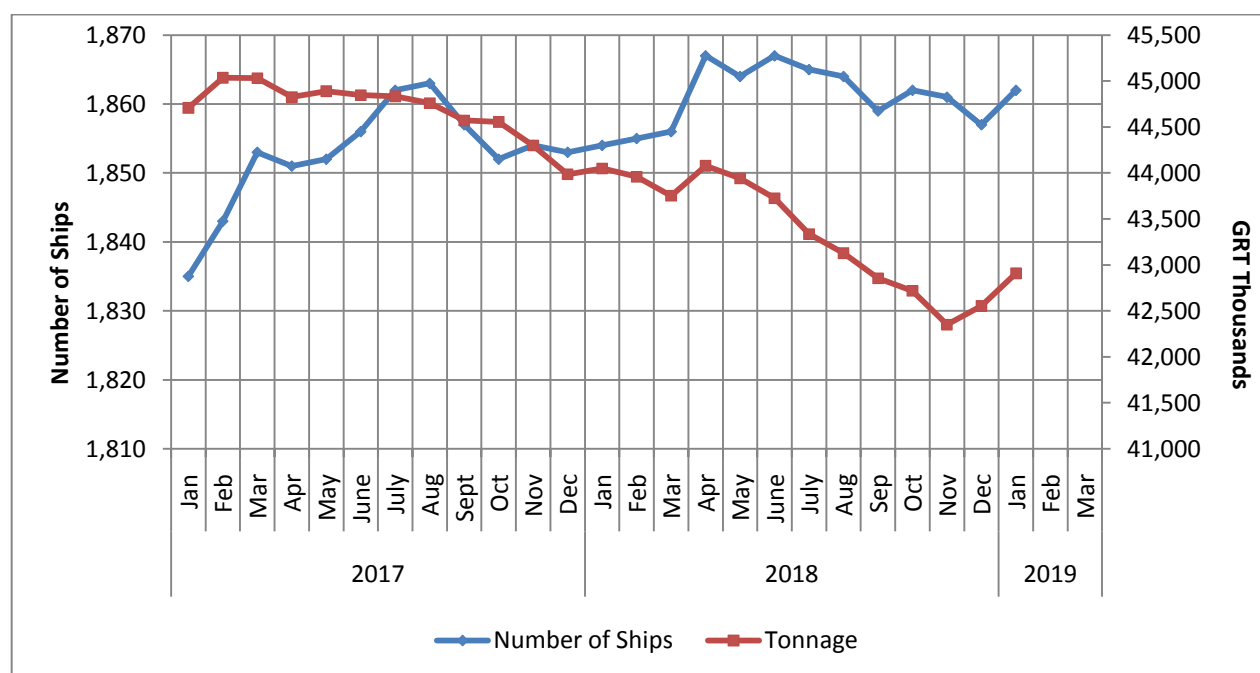
## PRESS RELEASE

### GREEK MERCHANT FLEET: January 2019 (Provisional data)

The Hellenic Statistical Authority (ELSTAT) announces data on the Greek Merchant Fleet (for vessels of 100 GRT<sup>1</sup>) for January 2019. Particularly:

- The Greek Merchant Fleet increased by 0.5% in January 2019 compared with January 2018. An increase of 1.0% was also recorded in January 2018 compared with January 2017 (Table 1).
- The gross tonnage of the Greek Merchant Fleet, for vessels of 100 GRT and over, recorded a decrease of 2.6% in January 2019 compared with January 2018. A decrease of 1.5% was observed in January 2018 compared with January 2017 (Table 1).

Graph 1: Greek Merchant ships of 100 GRT and over: January 2017 – January 2019



#### **Information:**

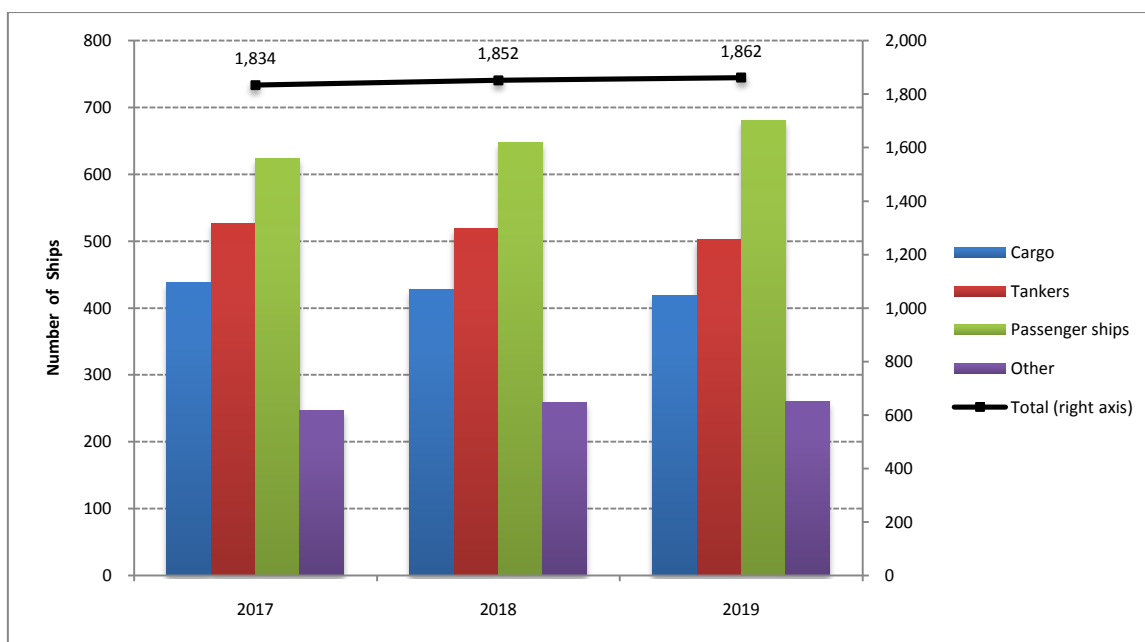
Division of Statistics on Trade and Services  
Section of Shipping Statistics  
Papandreou Konstantinos  
Tel : +30 213 135 2187  
Fax: +30 213 135 2398  
email: [k.papandreou@statistics.gr](mailto:k.papandreou@statistics.gr)

<sup>1</sup> GRT: Gross Tonnage

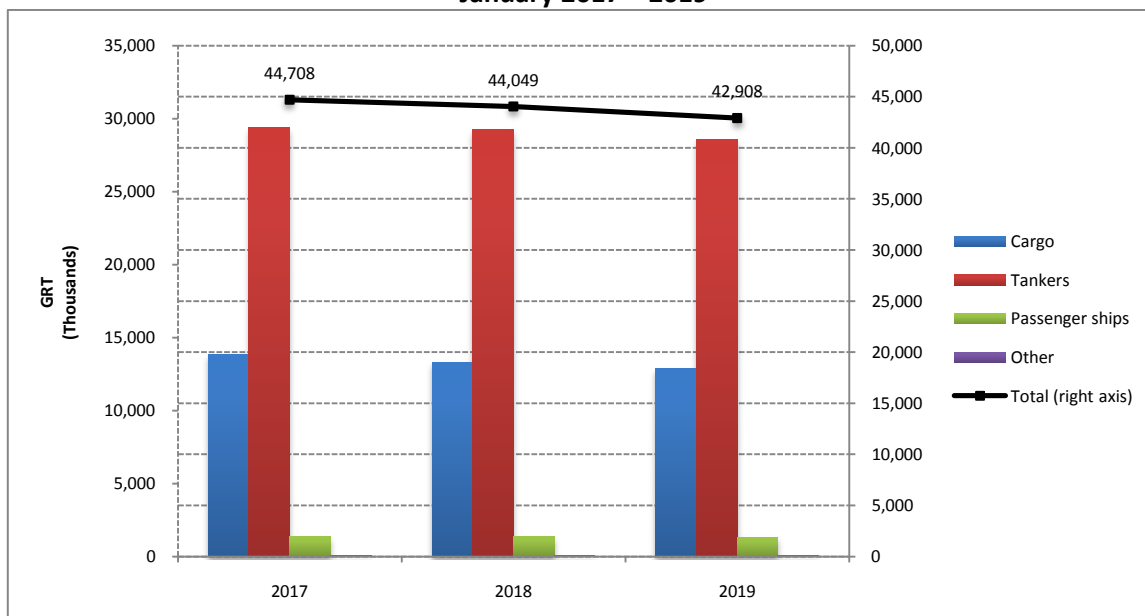
**Table 1. Number and tonnage of Greek Merchant ships of 100 GRT and over, by types of ships.  
January 2017 – 2019**

January										
Types of ships	2017		2018		Change % 2018/2017		2019		Change % 2019/2018	
	Number of Ships	Tonnage (GRT)	Number of Ships	Tonnage (GRT)	Number of Ships	Tonnage (GRT)	Number of Ships	Tonnage (GRT)	Number of Ships	Tonnage (GRT)
<b>Cargo</b>	438	13,875,874	427	13,320,602	-2.5%	-4.0%	419	12,898,118	-1.9%	-3.2%
<b>Tankers</b>	527	29,401,685	519	29,274,438	-1.5%	-0.4%	502	28,581,771	-3.3%	-2.4%
<b>Passenger ships</b>	623	1,344,382	647	1,363,072	3.9%	1.4%	681	1,335,481	5.3%	-2.0%
<b>Other</b>	246	86,131	259	91,112	5.3%	5.8%	260	92,185	0.4%	1.2%
<b>Total:</b>	<b>1,834</b>	<b>44,708,072</b>	<b>1,852</b>	<b>44,049,224</b>	<b>1.0%</b>	<b>-1.5%</b>	<b>1,862</b>	<b>42,907,555</b>	<b>0.5%</b>	<b>-2.6%</b>

**Graph 2a: Number of Greek Merchant ships of 100 GRT and over, by types of ships.  
January 2017 – 2019**



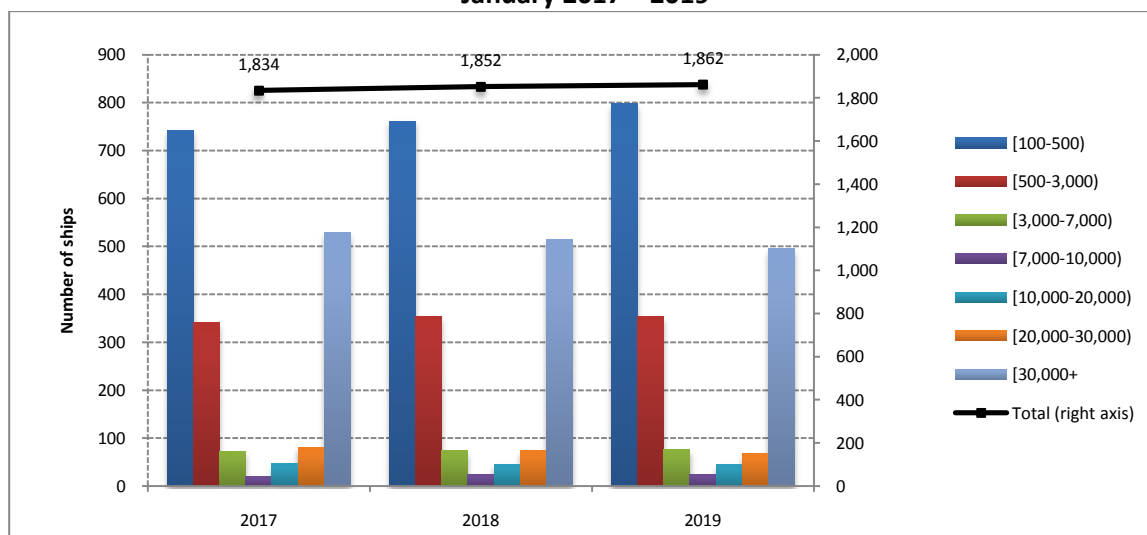
**Graph 2b: Tonnage of Greek Merchant Ships of 100 GRT and over, by types of ships.  
January 2017 – 2019**



**Table 2. Distribution of the Greek Merchant ships of 100 GRT and over, by tonnage groups.  
January 2017 – 2019**

Tonnage Groups	2017		2018		Change % 2018/2017		2019		Change % 2019/2018	
	Number of Ships	Tonnage (GRT)	Number of Ships	Tonnage (GRT)	Number of Ships	Tonnage (GRT)	Number of Ships	Tonnage (GRT)	Number of Ships	Tonnage (GRT)
[100-500)	743	188,607	762	192,324	2,6%	2,0%	799	199,737	4.9%	3.9%
[500-3.000)	342	424,436	355	439,510	3,8%	3,6%	354	438,842	-0.3%	-0.2%
[3.000-7.000)	72	318,921	75	332,964	4,2%	4,4%	76	339,215	1.3%	1.9%
[7.000-10.000)	20	169,974	24	204,176	20,0%	20,1%	24	204,176	0.0%	0.0%
[10.000-20.000)	48	706,913	46	680,067	-4,2%	-3,8%	45	664,060	-2.2%	-2.4%
[20.000-30.000)	80	2,135,631	75	1,987,912	-6,3%	-6,9%	68	1,793,961	-9.3%	-9.8%
[30.000+	529	40,763,590	515	40,212,271	-2,6%	-1,4%	496	39,267,564	-3.7%	-2.3%
<b>Total:</b>	<b>1,834</b>	<b>44,708,072</b>	<b>1,852</b>	<b>44,049,224</b>	<b>1,0%</b>	<b>-1,5%</b>	<b>1,862</b>	<b>42,907,555</b>	<b>0.5%</b>	<b>-2.6%</b>

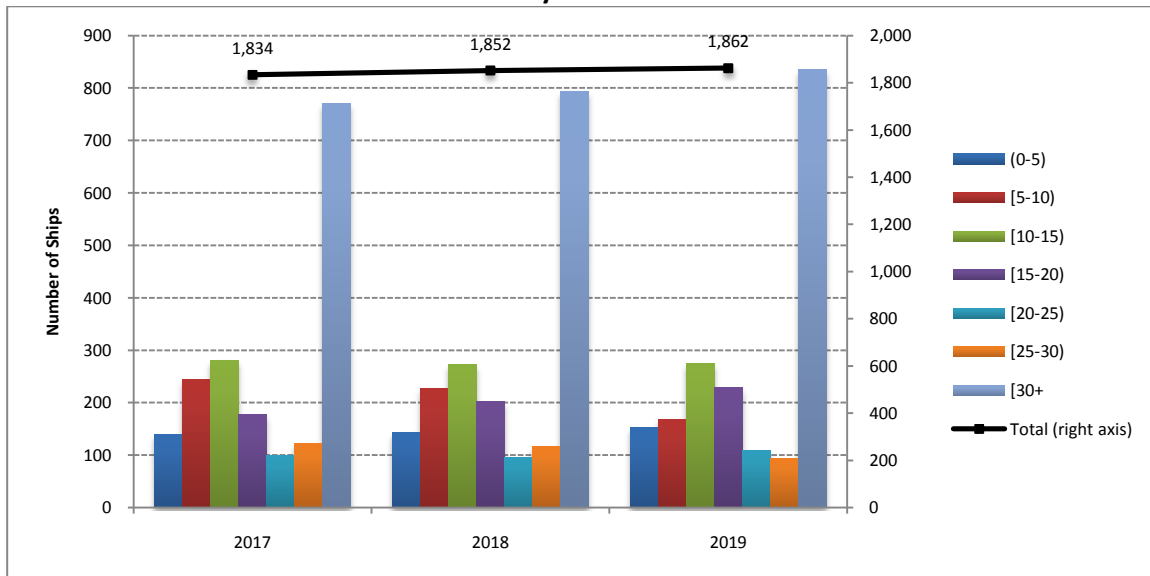
**Graph 3: Distribution of Greek Merchant ships of 100 GRT and over, by tonnage groups.  
January 2017 – 2019**



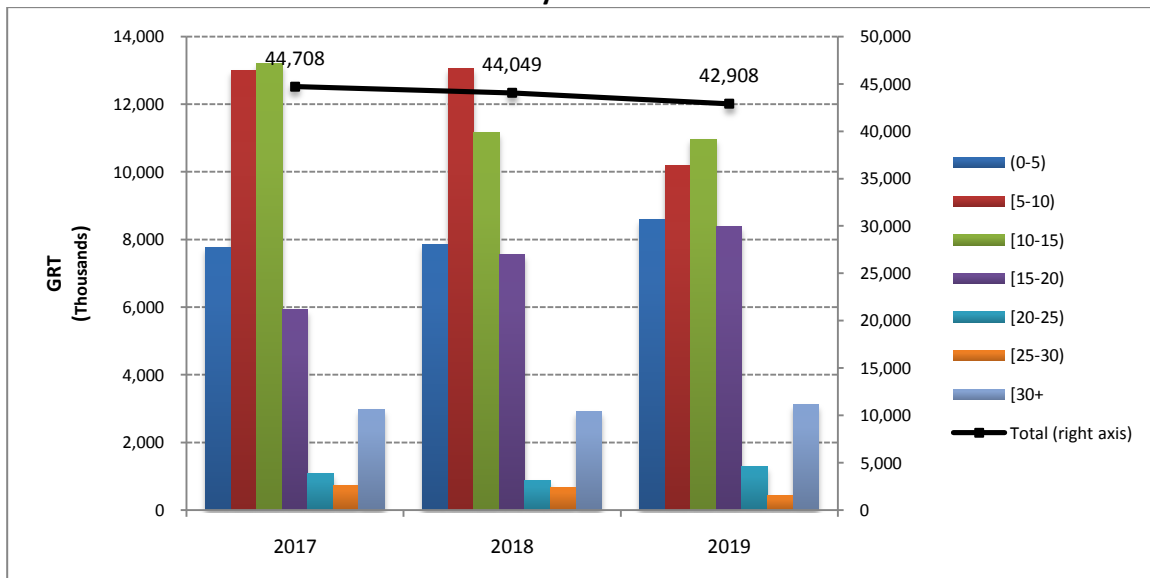
**Table 3. Distribution of Greek Merchant ships of 100 GRT and over, by age groups.  
January 2017 – 2019**

January										
Age Groups	2017		2018		Change % 2018/2017		2019		Change % 2019/2018	
	Number of Ships	Tonnage (GRT)	Number of Ships	Tonnage (GRT)	Number of Ships	Tonnage (GRT)	Number of Ships	Tonnage (GRT)	Number of Ships	Tonnage (GRT)
(0-5)	139	7,756,722	143	7,841,136	2,9%	1,1%	153	8,576,700	7.0%	9.4%
[5-10)	244	12,996,689	228	13,046,167	-6,6%	0,4%	169	10,173,627	-25.9%	-22.0%
[10-15)	281	13,210,019	273	11,153,186	-2,8%	-15,6%	274	10,968,236	0.4%	-1.7%
[15-20)	177	5,937,807	202	7,556,626	14,1%	27,3%	229	8,369,219	13.4%	10.8%
[20-25)	99	1,090,698	96	867,400	-3,0%	-20,5%	108	1,282,917	12.5%	47.9%
[25-30)	123	737,930	117	657,074	-4,9%	-11,0%	94	422,369	-19.7%	-35.7%
[30+)	771	2,978,207	793	2,927,635	2,9%	-1,7%	835	3,114,487	5.3%	6.4%
<b>Total:</b>	<b>1,834</b>	<b>44,708,072</b>	<b>1,852</b>	<b>44,049,224</b>	<b>1,0%</b>	<b>-1,5%</b>	<b>1,862</b>	<b>42,907,555</b>	<b>0.5%</b>	<b>-2.6%</b>

**Graph 4a: Distribution of Greek Merchant ships 100 GRT and over, by age groups.  
January 2017 – 2019**



**Graph 4b: Tonnage of Greek Merchant ships of 100 GRT and over, by age groups.  
January 2017 – 2019**



## METHODOLOGICAL NOTES

<b>Greek Merchant Fleet Survey</b>	The Survey on the Greek Merchant Fleet is conducted on a monthly basis since 1964 without any major methodological changes ever since. The purpose of the survey is to fully record statistical data on the number and basic characteristics of the Greek merchant ships, thus depicting the evolution over the course of time of the Greek merchant fleet.
<b>Legal Framework</b>	The survey is conducted in compliance with the joint Ministerial Decision (No 6792/G-81/11-4-97), signed by the Minister of National Economy and the Minister of Mercantile Marine.
<b>Reference Period</b>	The results of the survey refer to the end of January 2019.
<b>Coverage</b>	The survey covers all domestic Port Authorities, as well as Greek Consular Port Authorities abroad, which keep ship registers. These Authorities have to send a report on a monthly basis to the Hellenic Statistical Authority (ELSTAT) pertaining to the changes in the Greek merchant ships registered in their ship registers.
<b>Definitions</b>	<p><b>Merchant ship:</b> Seagoing self-propelled vessel, at least of 10 GRT, designed for the carriage of goods, transport of passengers, for fishing, towing or specially fitted out for other commercial maritime activities.</p> <p><b>Greek merchant fleet:</b> The total number of the merchant ships registered in Greece, which belong to natural or legal persons residing on the Greek territory. The Greek flag carried by these ships means that all their maritime activities (subsidies for ship building, cargo limitations and other tax provisions) are governed by commercial and economic rules which are laid down by the respective Greek authorities.</p> <p><b>Gross Register Tonnage (GRT):</b> Refers to the spaces within the hull and of the enclosed spaces above the deck which are available for carrying goods, food, passengers and crew, GRT is equal to the volume of 100 cubic feet or 2.83 m<sup>3</sup>.</p> <p><b>Net Register Tonnage (NRT):</b> It is derived from the gross tonnage by deducting allowances in respect of spaces used for the crew, navigating and propelling machinery, fuel and water ballasts, and other spaces not used for passengers or cargo.</p> <p><b>Age of ship:</b> indicated by the year of original construction of the hull or that of the hull containing the engine room.</p>
<b>Methodology</b>	<p>It is an exhaustive survey conducted by all domestic Port Authorities and Greek Consular Port Authorities abroad, which report to ELSTAT, on a monthly basis, on changes in the ships pertaining to: a) new registrations of ships in the ship registers, b) change in the name of a ship, c) change of ownership, d) transfers to or from a different port, e) deletion of a ship from a ship a register, f) final measurement – remeasurement of ships, g) replacement of the ship’s engine.</p> <p>All these data, after being dully processed, are used to update, through a specially designed software application, the Official Register of Greek Merchant Ships. This Register is used for the production of monthly and annual statistical results.</p>
<b>References</b>	Further information (tables, charts) concerning the Survey on the Greek Merchant Fleet can be found on the webpage of ELSTAT ( <a href="http://www.statistics.gr">www.statistics.gr</a> ), under the link: << Industry. Trade. Services. Transport > Transport >Shipping > Greek Merchant Fleet of 100 GRT and over>>