



PRESS RELEASE

ISSUING OF MOTOR VEHICLE LICENSES: OCTOBER 2018

The Hellenic Statistical Authority announces that in October 2018, 15,187 road motor cars (both new and used from abroad) were put into circulation for the first time, recording a 19.2% increase compared with the corresponding month of 2017 when the number of road motor cars was 12,737. In October 2017, a 34.4% increase had been observed in comparison with the corresponding month of 2016 (Table 1, Graphs 1,2,3,5). A total number of 7,754 new cars were put into circulation in October 2018 compared with 6,890 in October 2017, recording a 12.5% increase.

The new motorcycles (over 50cc) that were put into circulation for the first time in October 2018 amounted to 2,786, against 2,356 in 2017, thus recording a 18.3% increase. In October 2017, a 17.8% decrease had been observed in comparison with the corresponding month of 2016 (Table 1, Graph 4). Out of the above motorcycles 2,499 were new, while the corresponding figure in October 2017 was 2,088, recording a 19.7% increase.

During the period January - October 2018, 167,931 road motor cars (both new and used from abroad) were put into circulation for the first time, representing an increase of 24.7% compared to the corresponding period of 2017 when the number of road motor cars was 134,641. During the period January - October 2017 an increase of 21.5% had been observed in comparison with the corresponding period of 2016 (Table 3, Graphs 6,7). Out of the above number of road motor cars that were put into circulation, from January to October 2018, 97,254 were new, while the corresponding number during the respective period of 2017 was 82,198, recording an increase of 18.3%.

During the period January - October 2018 the circulation of new motorcycles (over 50cc) amounted to 33,404 against 27,478 in 2017, thus representing a 21.6% increase. A decrease of 21.9% had been observed during the period January - October 2017 in comparison with the corresponding period of 2016 (Table 3, Graphs 6,7). A total number of 30,296 new motorcycles were put into circulation, from January to October 2018, compared with 24,915 during the corresponding period of 2017, recording a 21.6% increase.

Information:

Trade and Services Statistics Division

Transport, Communications and Mass Media Section

Konstantinos Menexes

Tel: +30 213 135 2500

FAX: +30 213 135 2496

E-mail : k.menexes@statistics.gr

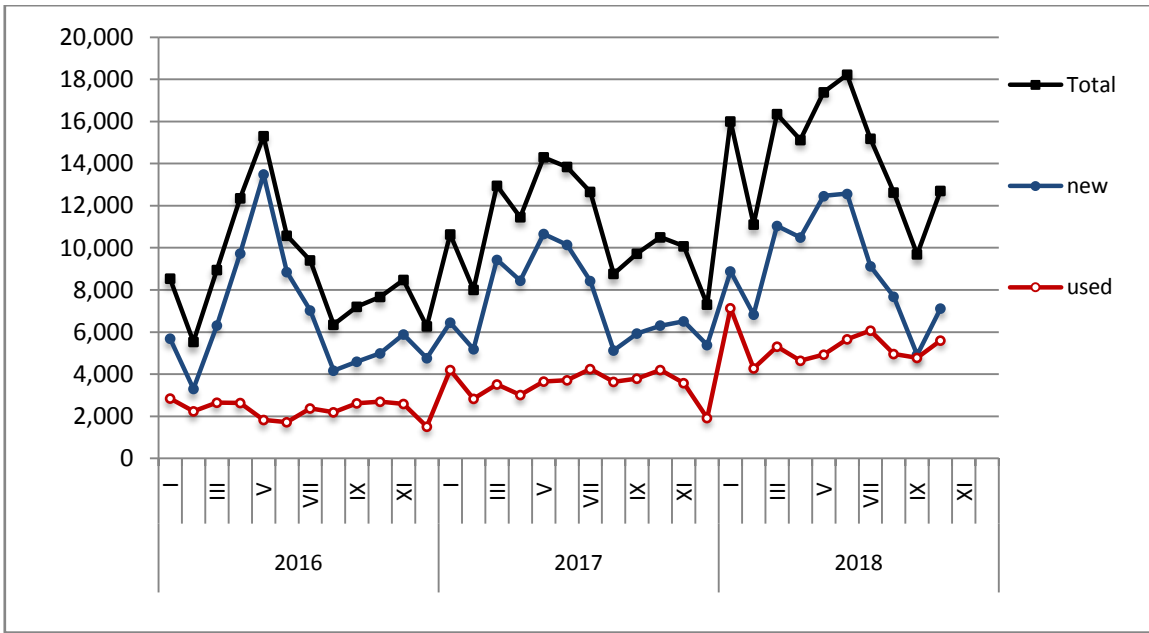
Table 1. Road motor vehicles, both new and used, put into circulation for the first time in Greece: October 2016 - 2018

Category of Road Motor Vehicles	October									Change (%)					
	2016			2017			2018			2017/2016			2018/2017		
	Total	New	Used	Total	New	Used	Total	New	Used	Total	New	Used	Total	New	Used
Greece, total															
Road Motor Vehicles,total	12,345	8,168	4,177	15,093	8,978	6,115	17,973	10,253	7,720	22.3%	9.9%	46.4%	19.1%	14.2%	26.2%
1. Road motor cars	9,479	5,485	3,994	12,737	6,890	5,847	15,187	7,754	7,433	34.4%	25.6%	46.4%	19.2%	12.5%	27.1%
Passenger Cars	7,668	4,984	2,684	10,505	6,304	4,201	12,712	7,115	5,597	37.0%	26.5%	56.5%	21.0%	12.9%	33.2%
Buses	56	11	45	70	12	58	85	11	74	25.0%	9.1%	28.9%	21.4%	-8.3%	27.6%
Lorries	1,755	490	1,265	2,162	574	1,588	2,390	628	1,762	23.2%	17.1%	25.5%	10.5%	9.4%	11.0%
2. Motorcycles > 50 cc	2,866	2,683	183	2,356	2,088	268	2,786	2,499	287	-17.8%	-22.2%	46.4%	18.3%	19.7%	7.1%
Prefecture of Attica															
Road Motor Vehicles,total	6,358	5,045	1,313	7,670	5,618	2,052	8,990	6,283	2,707	20.6%	11.4%	56.3%	17.2%	11.8%	31.9%
1. Road motor cars	4,822	3,534	1,288	6,490	4,481	2,009	7,605	4,949	2,656	34.6%	26.8%	56.0%	17.2%	10.4%	32.2%
Passenger Cars	4,299	3,292	1,007	5,851	4,195	1,656	6,882	4,678	2,204	36.1%	27.4%	64.4%	17.6%	11.5%	33.1%
Buses	21	2	19	29	7	22	33	2	31	38.1%	250.0%	15.8%	13.8%	-71.4%	40.9%
Lorries	502	240	262	610	279	331	690	269	421	21.5%	16.3%	26.3%	13.1%	-3.6%	27.2%
2. Motorcycles > 50 cc	1,536	1,511	25	1,180	1,137	43	1,385	1,334	51	-23.2%	-24.8%	72.0%	17.4%	17.3%	18.6%

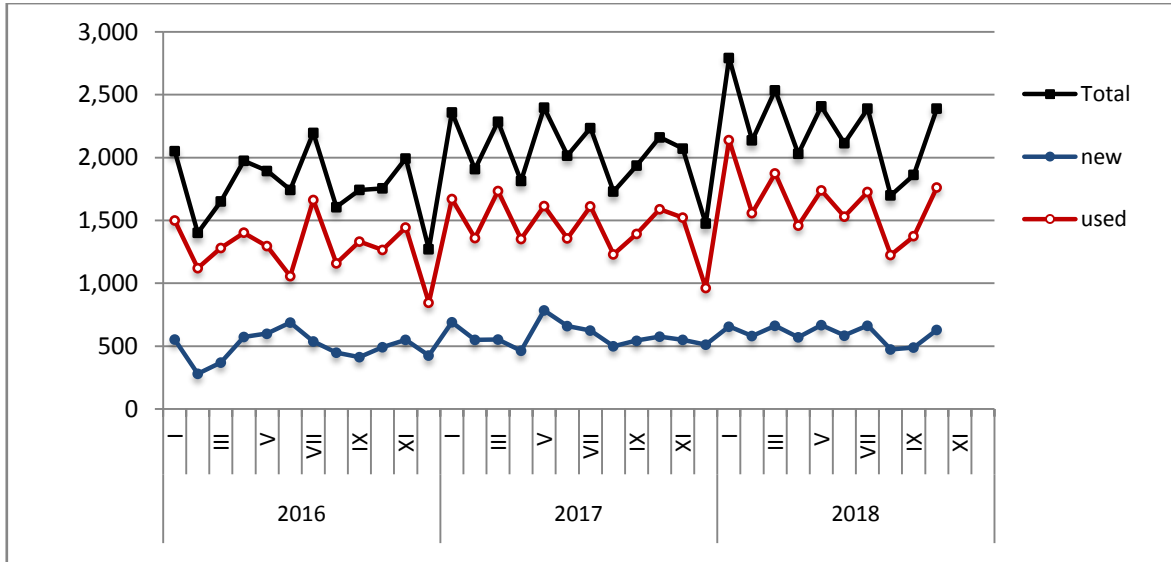
Table 2. Road motor vehicles, both new and used, put into circulation for the first time in Greece: November 2016 - October 2018

Category of Road Motor Vehicles	Average Nov. 2016 - Oct. 2017						Average Nov. 2017 - Oct. 2018			Change (%)		
										Average Nov. 2017 - Oct. 2018 / Average Nov. 2016 - Oct. 2017		
	Total	New	Used	Total	New	Used	Total	New	Used	Total	New	Used
Greece, total												
Road Motor Vehicles,total	15,766	10,618	5,148	18,881	12,038	6,843	19.8%	13.4%	32.9%			
1. Road motor cars	12,732	7,820	4,912	15,748	9,185	6,563	23.7%	17.5%	33.6%			
Passenger Cars	10,633	7,230	3,403	13,483	8,583	4,900	26.8%	18.7%	44.0%			
Buses	90	15	75	106	16	90	17.8%	6.7%	20.0%			
Lorries	2,009	575	1,434	2,159	586	1,573	7.5%	1.9%	9.7%			
2. Motorcycles > 50 cc	3,034	2,798	236	3,133	2,853	280	3.3%	2.0%	18.6%			

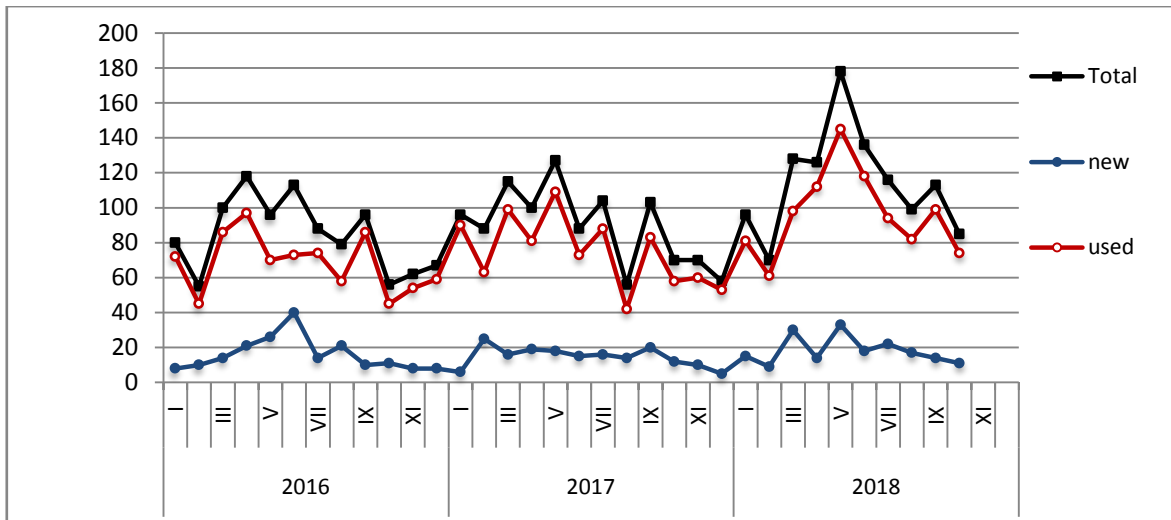
Graph 1: Passenger Cars (January 2016 - October 2018)



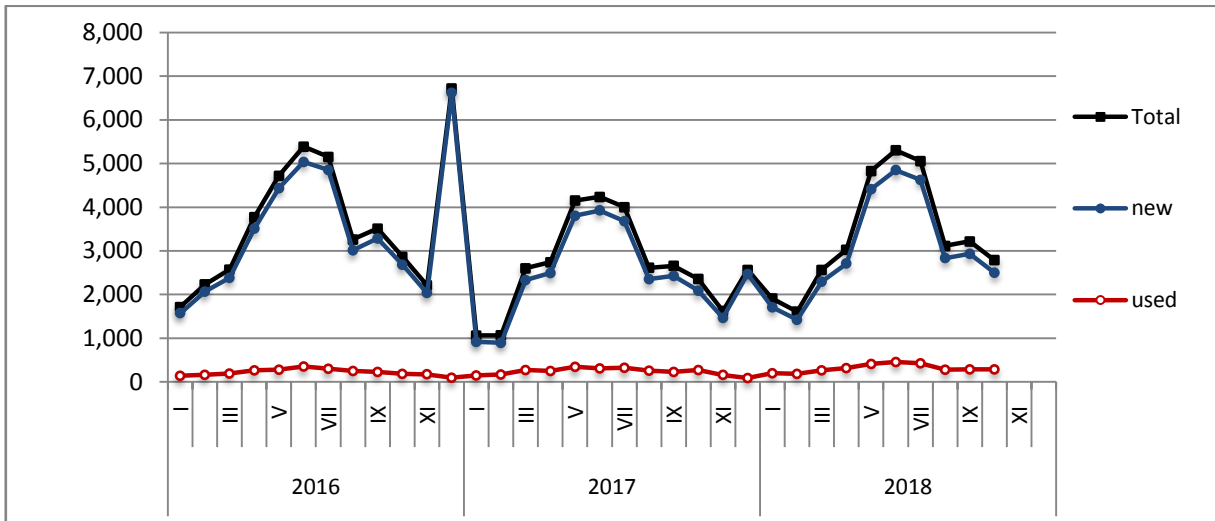
Graph 2: Lorries (January 2016 - October 2018)



Graph 3: Buses (January 2016 - October 2018)



Graph 4: Motorcycles (January 2016 - October 2018)



Graph 5: New Registrations of Motor Vehicles (October 2018)

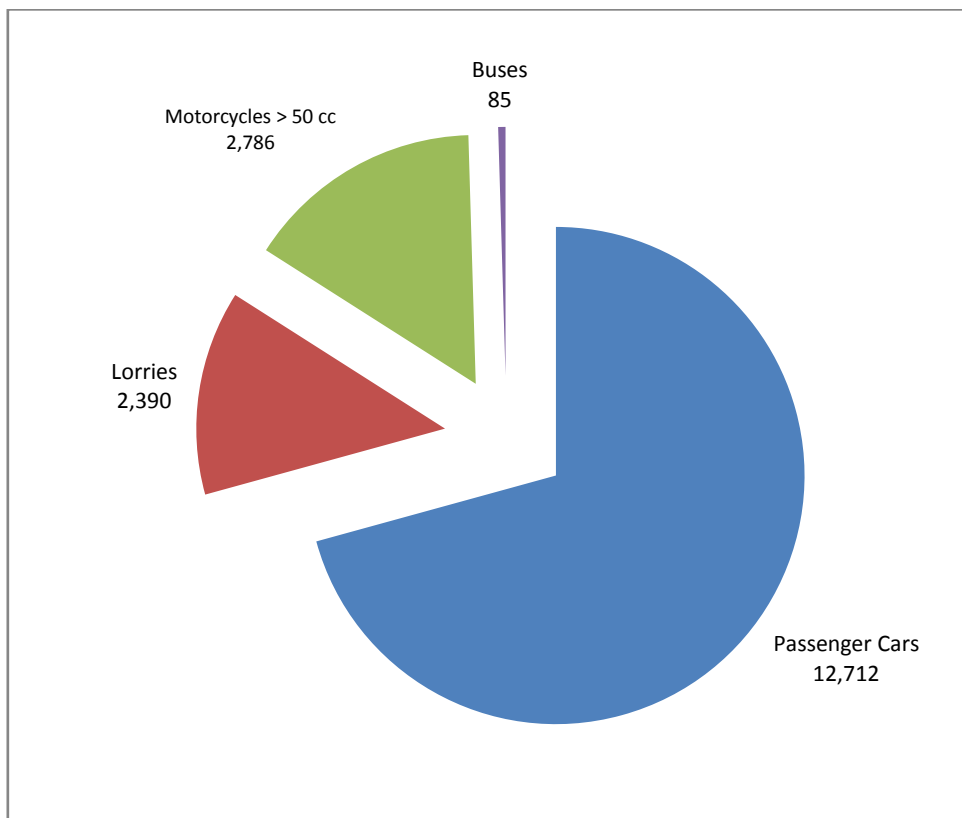
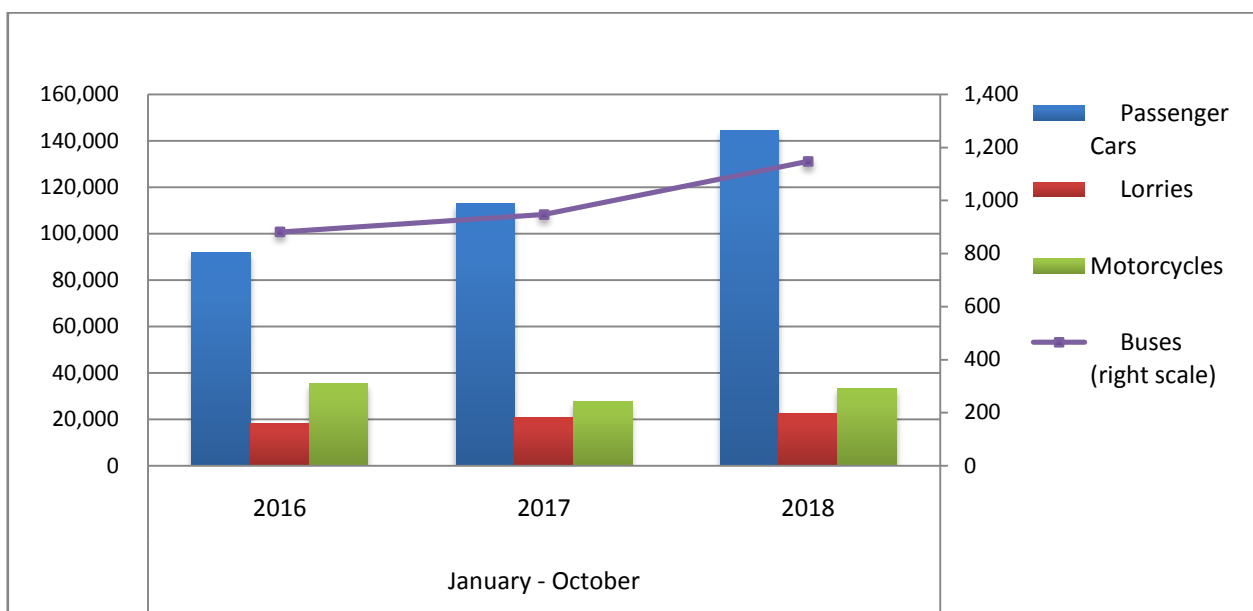


Table 3. Road motor vehicles, both new and used, put into circulation for the first time in Greece: Jan. 2016 - Oct. 2018

Category of Road Motor Vehicles	January - October									Change (%)					
	2016			2017			2018			2017/2016			2018/2017		
	Total	New	Used	Total	New	Used	Total	New	Used	Total	New	Used	Total	New	Used
Greece, total															
Road Motor Vehicles, total	145,952	106,092	39,860	162,119	107,113	55,006	201,335	127,550	73,785	11.1%	1.0%	38.0%	24.2%	19.1%	34.1%
1. Road motor cars	110,775	73,263	37,512	134,641	82,198	52,443	167,931	97,254	70,677	21.5%	12.2%	39.8%	24.7%	18.3%	34.8%
Passenger Cars	91,876	68,144	23,732	112,850	76,105	36,745	144,424	91,101	53,323	22.8%	11.7%	54.8%	28.0%	19.7%	45.1%
Buses	881	175	706	947	161	786	1,147	183	964	7.5%	-8.0%	11.3%	21.1%	13.7%	22.6%
Lorries	18,018	4,944	13,074	20,844	5,932	14,912	22,360	5,970	16,390	15.7%	20.0%	14.1%	7.3%	0.6%	9.9%
2. Motorcycles > 50 cc	35,177	32,829	2,348	27,478	24,915	2,563	33,404	30,296	3,108	-21.9%	-24.1%	9.2%	21.6%	21.6%	21.3%
Prefecture of Attica															
Road Motor Vehicles, total	76,212	64,601	11,611	81,891	65,178	16,713	101,309	77,276	24,033	7.5%	0.9%	43.9%	23.7%	18.6%	43.8%
1. Road motor cars	61,948	50,588	11,360	70,700	54,323	16,377	87,341	63,812	23,529	14.1%	7.4%	44.2%	23.5%	17.5%	43.7%
Passenger Cars	56,700	48,041	8,659	64,244	51,022	13,222	80,537	60,777	19,760	13.3%	6.2%	52.7%	25.4%	19.1%	49.4%
Buses	317	76	241	347	86	261	448	71	377	9.5%	13.2%	8.3%	29.1%	-17.4%	44.4%
Lorries	4,931	2,471	2,460	6,109	3,215	2,894	6,356	2,964	3,392	23.9%	30.1%	17.6%	4.0%	-7.8%	17.2%
2. Motorcycles > 50 cc	14,264	14,013	251	11,191	10,855	336	13,968	13,464	504	-21.5%	-22.5%	33.9%	24.8%	24.0%	50.0%

Graph 6. New Motor Vehicles Circulation Licenses: January 2016 - October 2018



Graph 7. New Registrations of Motor Vehicles January - October 2018

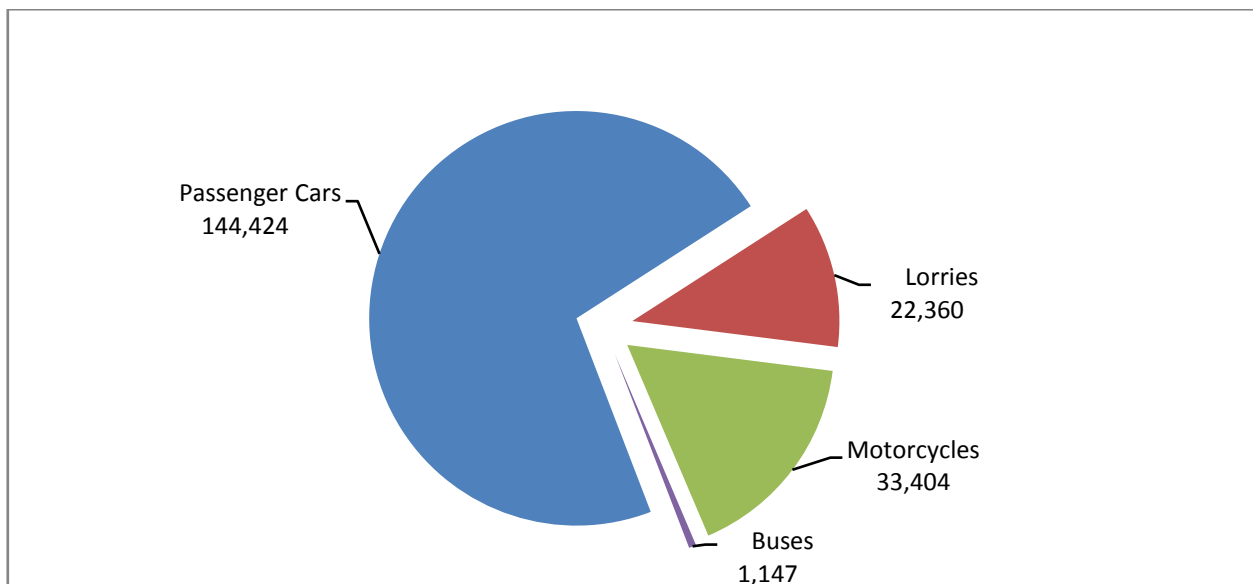


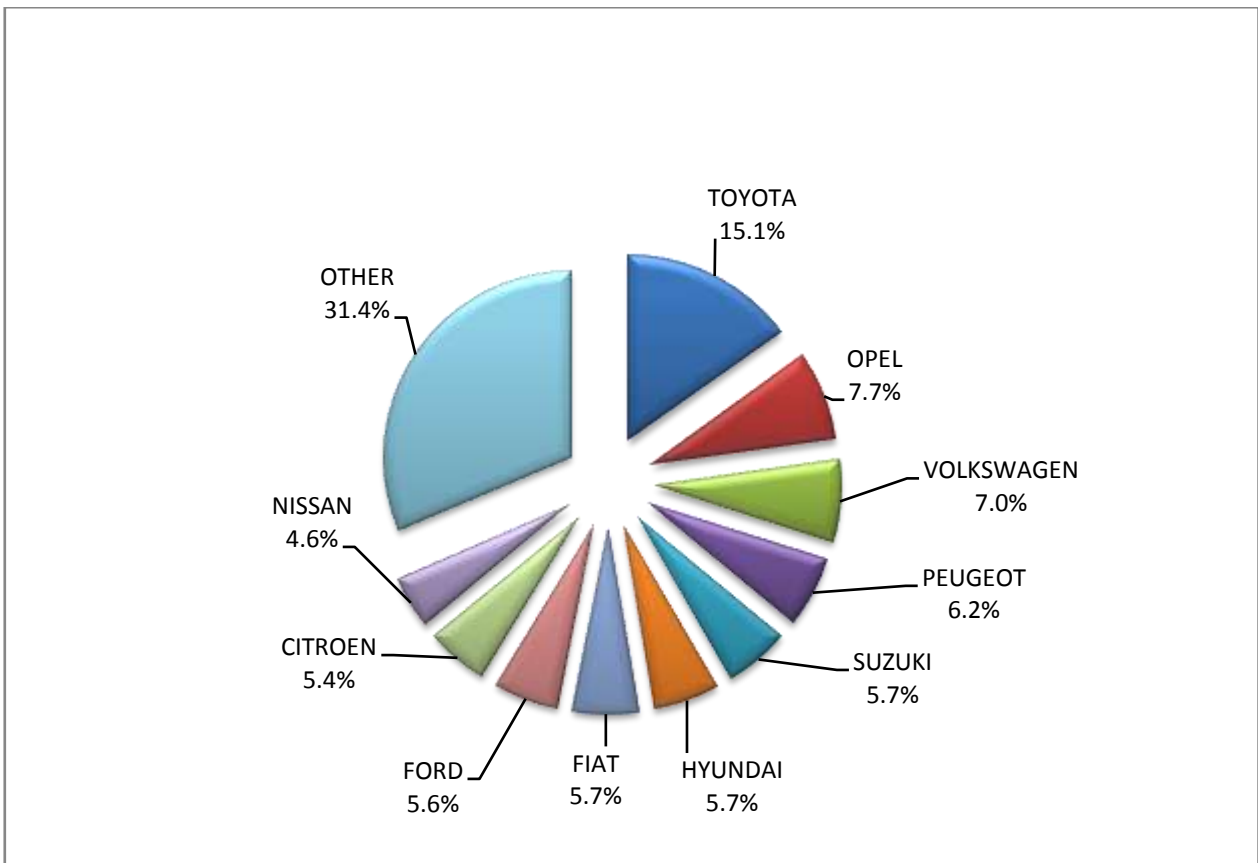
Table 4
Sales of new and used passenger cars by make: October 2018 and January - October 2018

Make	Passenger cars			
	October		January - October	
	new	used	new	used
ALFA LANCIA	-	-	-	1
ALFA ROMEO	46	48	430	381
ASTON MARTIN	-	-	1	1
AUDI	195	37	2,386	421
AUSTIN	-	1	-	5
AUTO RIBEIRO	1	-	3	-
AUTOBIANCHI	-	-	-	4
BEACH-BAGGY	-	-	-	1
BENTLEY	-	-	3	1
BMW	210	45	2,278	476
BRM	-	-	-	4
CADILLAC	-	1	-	4
CARAVANS INTERNATIONAL	-	-	-	1
CHANGA CO	-	-	-	1
CHEVROLET	-	98	2	950
CHRYSLER	-	-	-	11
CITROEN	382	213	4,564	2,099
DACIA	93	19	1,186	181
DACIA, RENAULT	-	-	-	1
DAEWOO	-	-	-	13
DAIHATSU	-	52	-	504
DE TOMASO	-	-	-	1
DETHLEFFS	1	6	1	51
DODGE	-	-	-	4
DR MOTOR	-	-	-	1
DS	4	-	7	-
DUCATO Z.MANTOS	-	-	1	-
FERRARI	-	-	-	7
FIAT	403	441	6,462	3,676
FIAT-IVECO	-	-	-	1
FORD	399	343	3,561	3,496
HONDA	64	119	595	974
HYUNDAI	405	253	5,214	2,301
ISUZU	-	-	-	1
IVECO	-	-	-	1
IVECO HOBBY	-	-	-	1
JAGUAR	22	2	109	26
JEEP	53	2	1,001	36
KIA	147	68	2,611	699
KTM	-	-	-	1
LADA	-	1	-	5
LAMBORGHINI	-	-	-	1
LANCIA	-	35	-	308
LAND ROVER	19	13	154	152
LEXUS	4	1	49	14
LEYLAND MOKE	-	-	-	1
LINCOLN	-	-	-	1

Table 4 (cont)
Sales of new and used passenger cars by make: October 2018 and January - October 2018

Make	Passenger cars			
	October		January - October	
	new	used	new	used
LMC	-	-	1	-
LOTUS	-	-	-	2
MARTIN	-	-	-	2
MASERATI	-	1	7	6
MATRA	-	1	-	1
MAZDA	-	33	2	429
MERCEDES	278	169	3,023	1,788
MERCEDES Z.MANTOS	1	-	42	-
MG	-	-	-	2
MINI	163	44	1,319	396
MINI MAFER	-	1	-	1
MITSUBISHI	21	81	257	723
MORETTI	-	-	-	1
MORGAN	-	-	-	2
NISSAN	325	371	7,278	3,443
OPEL	550	666	6,160	6,802
PEUGEOT	439	197	7,227	1,917
PEUGEOT AUTO RIBEIRO	9	-	127	1
PONTIAC	-	-	-	1
PORSCHE	3	10	64	79
RANGE ROVER	-	-	1	9
RENAULT	301	235	3,767	2,365
RIMOR, XGO, BLUCAMP, KENTUCKY CAMP, AHORN	-	-	1	-
ROVER	-	-	-	1
SAAB	-	-	-	12
SAEHAN MOTOR	-	1	-	1
SEA / MOBILVETTE	-	1	-	14
SEAT	125	40	2,489	400
SECMA	-	-	2	-
SKODA	268	68	3,215	698
SMART	58	262	518	2,381
SSANGYONG	1	-	27	8
SUBARU	1	4	45	50
SUZUKI	406	223	5,354	1,956
TATA	-	-	-	2
TESLA	-	3	2	5
TOYOTA	1,073	1,176	10,079	10,807
TRIUMPH	-	-	-	4
VOLKSWAGEN	498	210	8,151	2,088
VOLKSWAGEN - Z.MANTOS	2	-	2	-
VOLVO	145	2	1,323	107
TOTAL	7,115	5,597	91,101	53,323

Graph 8. Sales of new passenger cars by make (October 2018)



Graph 9. Sales of new passenger cars by make (January - October 2018)

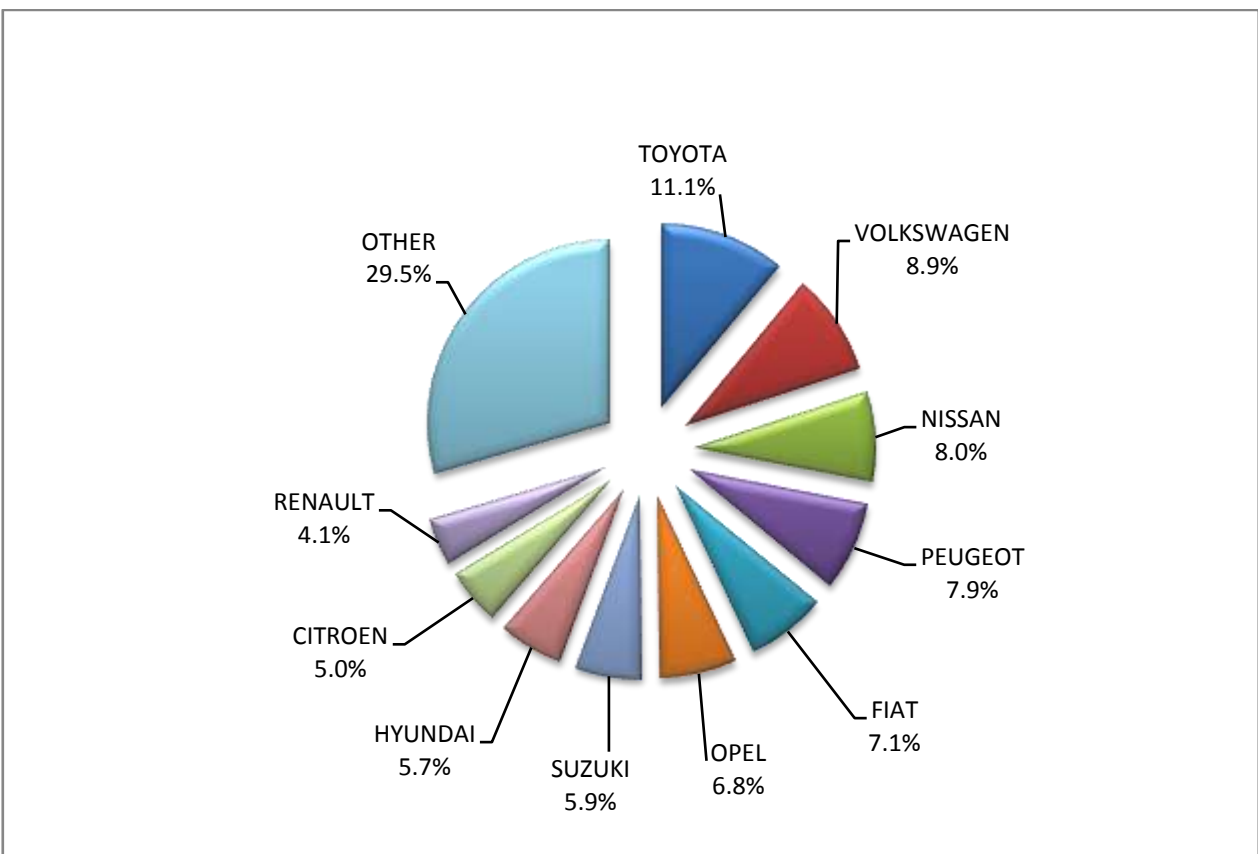


Table 5
Sales of new and used lorries by make: October 2018 and January - October 2018

Make	Lorries			
	October		January - October	
	new	used	new	used
BMW	-	-	-	2
CADILLAC	-	-	-	1
CHEVROLET	-	-	-	2
CHRYSLER	-	-	-	4
CITROEN	34	58	317	509
DACIA	11	1	80	22
DAF	-	31	7	306
DAF A. KAOUSSIS SA	-	-	1	-
DAF KOSKERIDIS	1	-	1	-
DAF TECMEC A.E.B.E.	1	-	3	-
DAF A. & I. ΔΕΡΒΙΣΗ Ο.Ε	-	-	1	-
DAF ΑΝΔΡΕΑΣ ΚΑΡΚΑΓΓΕΛΗΣ	-	-	-	1
DAF Σ.ΤΣΙΛΙΜΠΑΡΗΣ & ΣΙΑ Ε.Ε.	-	-	1	-
DAF ΤΑΞΙΑΡΧΟΥ	-	-	1	-
DAIHATSU	-	1	-	10
DENNIS EAGLE	-	2	-	3
DODGE	-	1	-	7
EFFEDI	-	1	-	1
FIAT	84	235	825	2,022
FIAT A. KAOUSSIS SA	-	-	3	-
FIAT DYNA TRAILERS S.A.	-	-	2	-
FIAT VEICOLI BLINDATI NOM S.R.L	-	-	2	-
FIAT ΤΑΞΙΑΡΧΟΥ	-	-	2	-
FIAT-IVECO	-	4	1	57
FORD	119	190	1,044	1,666
FORD A. KAOUSSIS SA	1	-	5	-
FORD STATHIS	-	-	-	1
GINAF	-	-	-	1
GONOW	-	-	-	2
GOUPIL, MEGA, POLARIS, GEM	-	-	1	-
GREAT WALL MOTOR	-	1	-	5
HONDA	-	-	-	1
HUMMER	-	-	-	1
HYUNDAI	-	4	1	61
INTRALL POLSKA	-	-	-	1
ISUZU	8	26	156	190
ISUZU ΗΦΑΙΣΤΟΣ ΣΤΕΦΑΝΟΣ	-	-	4	-
ISUZU ΘΕΟΧΑΡΗΣ ΝΤΟΥΝΑΣ	-	-	1	-
IVECO	2	20	13	209
IVECO A. KAOUSSIS SA	-	-	2	-
IVECO KOSKERIDIS	1	-	2	-
IVECO A & Z ΧΟΝΔΡΟΠΟΥΛΟΣ Ο.Ε.	5	-	5	-
IVECO ΗΦΑΙΣΤΟΣ ΣΤΕΦΑΝΟΣ	-	-	8	-
IVECO MAGIRUS	-	1	-	33

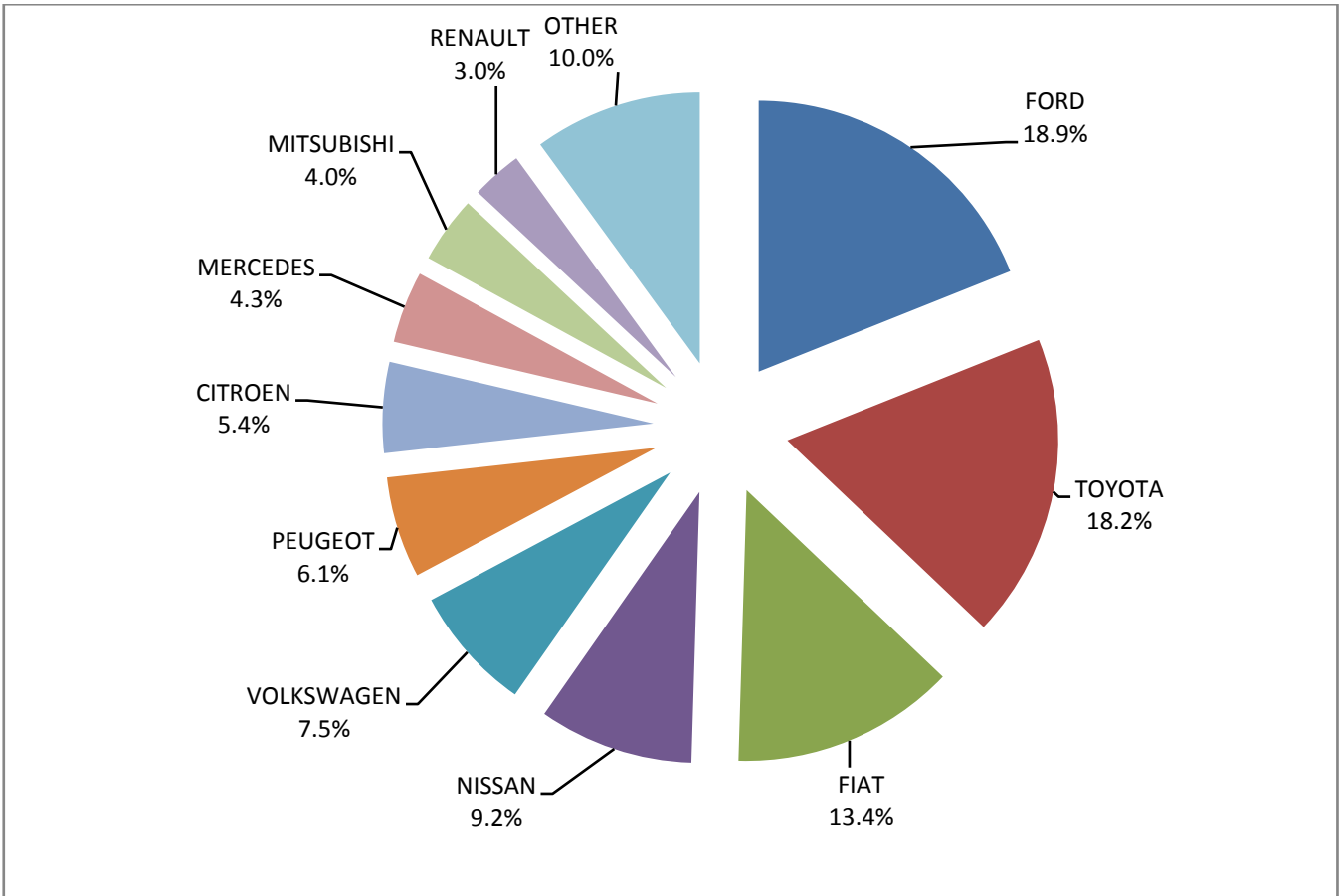
Table 5 (cont)
Sales of new and used lorries by make: October 2018 and January - October 2018

Make	Lorries			
	October		January - October	
	new	used	new	used
KIA	-	2	-	8
LADA	-	-	-	1
LAND ROVER	-	3	-	15
MAHINDRA	-	-	-	3
MAN	1	39	11	563
MAN A. KAOUSSIS SA	-	-	11	-
MAN DYNA TRAILERS S.A.	-	-	5	-
MAN MECCANICA	-	-	-	1
MAN NEXTRA EVOLUTION	-	-	2	-
MAN B.ΚΑΡΑΒΙΑΣ & Ε.ΞΕΝΙΟΣ - ΚΑΞΕΚΩ Ο.Ε	-	-	1	-
MAN ΕΥΓΕΝΕΙΑΔΟΥ ΜΑΡΙΑ & ΣΙΑ Ο.Ε.	-	-	3	-
MAN ΖΑΚΟΣ GROUP Α.Β.Ε.Ε.	-	-	2	-
MAN ΤΑΞΙΑΡΧΟΥ	-	-	1	-
MAZDA	-	33	2	289
MERCEDES	27	339	280	3,561
MERCEDES Α&Ι ΔΕΡΒΙΣΗΣ	-	-	-	2
MERCEDES Α. ΚΑΟΥΣΣΙΣ SA	4	-	29	-
MERCEDES CONTRUCK MECHANICA	-	-	3	-
MERCEDES DENNIS EAGLE	-	-	-	1
MERCEDES DYNA TRAILERS S.A.	1	-	58	1
MERCEDES F.X. MEILLER	-	-	-	1
MERCEDES KOSKERIDIS	1	-	1	-
MERCEDES MENCI & C.S.P	1	-	1	-
MERCEDES MOSCHOS B. IOANNIS	1	-	1	-
MERCEDES RAUSCH GMBH & CO KG	-	-	-	1
MERCEDES SMYRLIADIS	-	-	2	-
MERCEDES Α & Ζ ΧΟΝΔΡΟΠΟΥΛΟΣ Ο.Ε.	1	-	1	-
MERCEDES ΕΥΣΤΑΘΙΟΣ ΖΥΓΟΥΡΗΣ & ΣΙΑ ΕΒΕ	-	-	1	-
MERCEDES ΗΦΑΙΣΤΟΣ ΣΤΕΦΑΝΟΣ	-	-	1	-
MERCEDES ΘΕΟΧΑΡΗΣ ΝΤΟΥΝΑΣ	1	-	23	-
MERCEDES Σ.ΜΑΡΚΕΤΟΣ - Κ.ΤΑΛΛΑΡΟΣ ΕΠΕ	-	-	1	-
MERCEDES ΤΑΞΙΑΡΧΟΥ	-	-	1	-
MERCEDES ΤΣΙΛΙΜΠΑΡΗΣ ΣΠ. & ΣΙΑ Ε.Ε.	-	-	1	-
MINI	25	79	175	617
MINI Α. ΚΑΟΥΣΣΙΣ SA	1	-	5	-
MINI DYNA TRAILERS S.A.	1	-	3	-
MINI NEXTRA EVOLUTION	-	-	1	-
MINI Γ. & Δ. ΚΑΒΟΥΡΑΣ Ο.Ε.	1	-	1	-
MINI KOSKERIDIS	-	-	2	-
MINI SMYRLIADIS	-	-	1	-
MINI ΑΦΟΙ ΝΑΘΑΝΑΗΛ ΟΕ	1	-	1	-
MINI ΤΑΞΙΑΡΧΟΥ	-	-	1	-
NISSAN	58	125	516	1,118

Table 5 (cont)
Sales of new and used lorries by make: October 2018 and January - October 2018

Make	Lorries			
	October		January - October	
	new	used	new	used
NISSAN THEODORIDIS TANK S.M.P.C.	-	-	3	-
NISSAN ΝΤΟΥΝΑΣ ΘΕΟΧΑΡΗΣ	-	-	1	-
OAF	-	-	-	3
OPEL	10	89	130	779
PEUGEOT	38	61	624	469
PFAU	-	2	-	9
PIAGGIO	3	3	25	47
PIAGGIO NEXTRA EVOLUTION	-	-	1	-
PIAGGIO XP. ΝΕΖΗΣ & ΣΙΑ	-	-	1	-
PIAGGIO & C SPA A. ΚΑΟΥΣΣΙΣ SA	-	-	4	-
PSAUS	-	-	-	1
RAM	-	-	-	1
RENAULT	19	119	170	969
RENAULT ΑΡΜΑ ΠΑΝΤΕΛΙΔΗΣ	-	-	-	1
ROVER	-	-	-	5
SCAM SRL	-	-	-	1
SCANIA	-	42	8	383
SCANIA A. ΚΑΟΥΣΣΙΣ SA	-	-	5	-
SEAT	1	2	1	18
SKODA	-	7	-	55
SSANGYONG	-	-	1	5
STEYER	-	1	-	4
SUZUKI	-	2	-	13
TATA	-	-	-	3
TECMEC S.A.	1	-	1	-
TERBERG	-	-	-	1
TOYOTA	114	69	949	643
VOLKSWAGEN	47	88	387	924
VOLKSWAGEN ΘΕΟΧΑΡΗΣ ΝΤΟΥΝΑΣ	-	-	1	-
VOLVO	2	81	17	754
VOLVO A. ΚΑΟΥΣΣΙΣ SA	-	-	1	-
VOLVO DYNA TRAILERS S.A.	-	-	1	-
VOLVO A. & I. ΔΕΡΒΙΣΗ Ο.Ε.	-	-	1	-
A & Z ΧΟΝΔΡΟΠΟΥΛΟΣ Ο.Ε.	1	-	1	-
A. & I. ΔΕΡΒΙΣΗ Ο.Ε.	-	-	-	1
ΠΑΠΑΔΑΚΗ ΑΦΟΙ ΑΒΕΤΕ	-	-	-	1
TOTAL	628	1,762	5,970	16,390

Graph 10. Sales of new lorries by make (October 2018)



Graph 11. Sales of new lorries by make (January - October 2018)

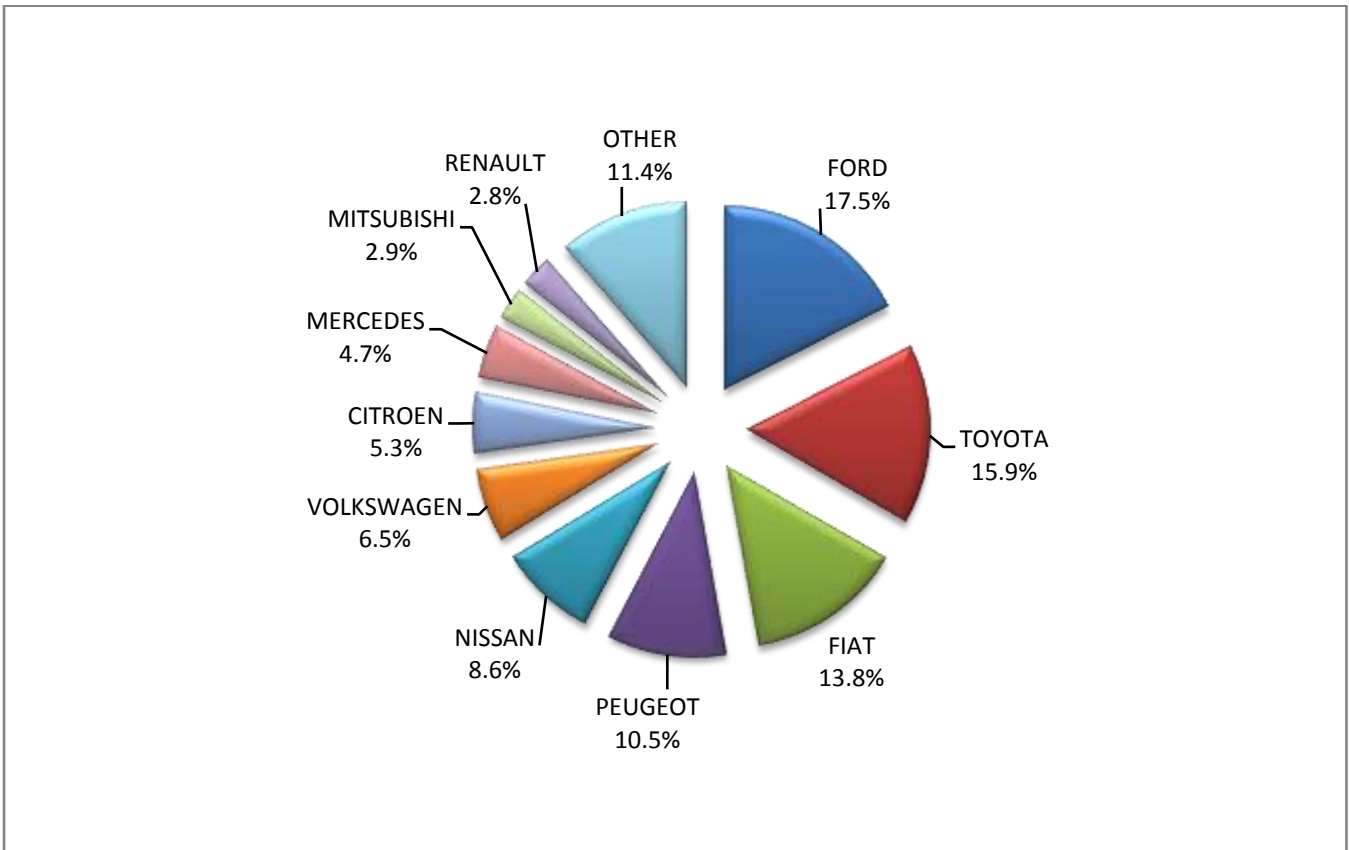


Table 6
Sales of new and used buses by make: October 2018 and January - October 2018

Make	Buses			
	October		January - October	
	new	used	new	used
BOVA	-	3	1	48
CITROEN	-	-	-	1
DAF	-	-	-	3
EVOBUS	-	-	-	13
FIAT	-	1	1	7
FIAT IVECO	-	1	-	13
FORD	2	2	10	21
GULERYUZ	-	-	-	2
IRISBUS	-	1	-	2
IRIZAR	-	-	2	1
ISUZU	-	-	3	3
ITALBUS	-	-	1	-
IVECO	-	1	1	12
IVECO NIKAS	-	-	1	-
IVECO, IRISBUS	-	1	-	2
KARSAN	1	-	1	-
KASSBOHRER	-	-	-	2
MAGYAR	-	-	-	1
MAN	2	4	7	64
MAN/NEOPLAN	-	-	2	1
MERCEDES	5	46	26	528
MERCEDES CENTO BUS	-	-	2	-
MERCEDES ERDUMAN	-	-	15	1
MERCEDES ERMISBUS	-	-	17	-
MERCEDES NIKAS	-	-	34	1
MERCEDES PAPADAKIS	-	-	8	-
MERCUS	-	-	-	1
NEOPLAN	-	2	5	36
OPEL	-	-	20	-
OTOKAR	-	-	1	3
PEUGEOT	-	-	-	1
RENAULT	-	-	-	11
SCANIA	-	4	-	31
SCANIA HIGER	-	-	4	-
SETRA	1	1	15	80
TEMSA	-	5	4	31
VAN HOOL	-	1	-	11
VOLKSWAGEN	-	-	-	14
VOLVO	-	1	-	13
VOLVO IRIZAR	-	-	2	-
XIAMEN KING LONG	-	-	-	6
TOTAL	11	74	183	964

Graph 12. Sales of new buses by make (January - October 2018)

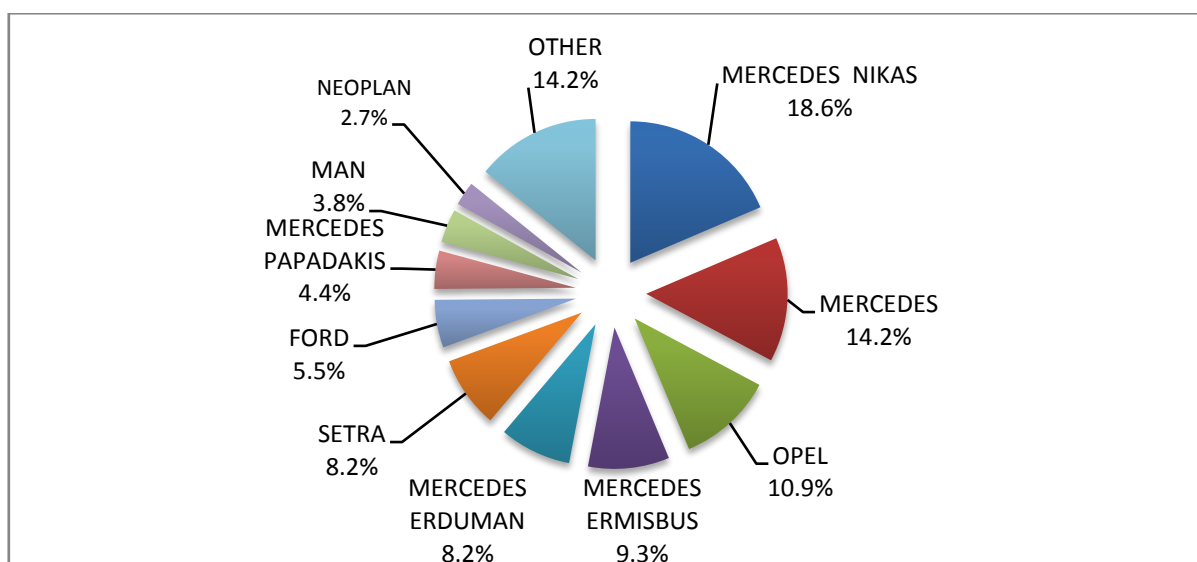


Table 7

Sales of new and used motorcycles by make or manufacturer: October and January - October 2018

Make	Motorcycles			
	October		January - October	
	new	used	new	used
ACCESS	-	-	8	-
AEON MOTOR	-	-	2	1
AGUSTA	-	-	-	1
AIE	-	-	-	1
APRILIA	-	10	25	104
APRILIA, DERBI, GILERA di Piaggio & C. S.p.A.	-	-	1	-
ARCTIC CAT, MASSEY FERGUSON	-	-	-	2
ASKOLL	2	-	3	-
AYO, HAOJIANG, ZHONGYU, THUMP, THUMPSTAR, KIDEN, ZONTES, Junak, SENKE, TANNY, TYAN, ROMET, ROMET MOTORS, ROUTER	5	-	15	-
BAJAJ	4	-	20	-
BAROSSA MOTOR	-	-	-	1
BASHAN	-	-	7	1
BASHAN, AMGroup, AMGroup Bike, DON, IRBIS, WORKER BEAR, Nomik ATV 2	-	-	11	-
BASHAN, APACHI, ISILDAR APACHI, ISILDAR, APACHE, ADVENTUREMOTORS	-	-	1	-
BENELLI	18	2	234	6
BENZHO	-	-	-	4
BETA	2	-	41	1
BMW	52	9	586	108
BOMBARDIER RECREATIONAL PRODUCTS ING (BRP)	-	-	6	5
BRIXTON	9	-	80	-
BUYANG	-	-	2	-
CASALINI	-	-	-	1
CF MOTO, EXPLORER	-	-	-	1
CFMOTO	5	1	72	4
CFMOTO, GOES	-	-	32	-
CFMOTO, MONDIAL, DERRACE	-	-	-	1
CG	-	-	6	-
CHINA JIALING	-	-	-	1
CHONGQING	-	-	1	-

Table 7 (cont)

Sales of new and used motorcycles by make or manufacturer: October and January - October 2018

Make	Motorcycles			
	October		January - October	
	new	used	new	used
CPI	-	-	-	1
DAELIM	2	1	49	9
DAYANG	-	-	1	-
DAYANG, DAYTONA	-	-	4	-
DAYANG, DAYTONA MOTORS, NIPPONIA, KUBA	67	-	567	4
DAYANG, DAYTONA MOTORS, NIPPONIA, SALCANO	265	-	2,521	6
DAYANG, NIPPONIA	1	-	4	-
DAYANG, NIPPONIA, TRUVA, DAYTONA	-	-	1	-
DAYTONA	2	-	32	2
DAYTONA, DAYANG, NIPPONIA	-	-	4	-
DAZON	-	-	1	-
DERBI	-	-	3	-
DONGFENG	-	-	1	-
DOOHAN, GOODYEA	-	-	1	-
DUCATI	17	3	159	24
EAGLE	-	-	-	2
E-TON	-	-	-	1
EVA, EMBUGGY, VINTAGE, EVANGEL	-	-	20	2
FULU, LICH	-	-	2	-
FUXIN	-	-	1	-
GAGIVA MOTOR	-	-	-	1
GAS GAS	-	-	-	1
GILERA	-	1	-	13
HAOJIAN, ZONTES, TAYO, Sharpon, IFINO, KIDEN, ZHONGYU, CUBTOM, DIYUN, NAMIN, TIM DERVI, VUKA, THUMP, RIPPER	3	-	25	-
HAOJIANG, SENKE, ZONTES, TAYO, YINGZHI, KIDEN, TANNY, ZHONGYU, RIPPER, FNx, RAFINZ, MONDIAL, FERRO, GB MOTORS	-	-	4	-
HAOJIANG, SENKE, ZONTES, TAYO, YINGZHI, KIDEN, TANNY, ZHONGYU, RIPPER, REVATTO, ZIPP, RAFINZ	1	-	7	-
HAOJIN	-	-	1	-
HARLEY DAVIDSON	7	7	94	46
HDK, DALLE, W/M, EVOLUTION, STORM, MELEX	-	-	1	-
HEINKEL	-	-	-	1
HER CHEE, ADLY MOTO, MOTO RO	-	-	-	1
HESHAN, GOUJI, NANLIAN, MOTORCYCLE INDUSTRY, ORCAL, AJS, HERALD MOTOR COMPANY, MACBOR, MOTOB	-	-	3	-
HONDA	250	68	3,304	572
HSUN, HISUN, APACHI, ICHIBAN, INCA, FAST POWER, Q-MOTO, EMU, FORSAGE, NISSAMARAN, LAPO MOTORS, STELS	-	-	4	1
HSUN, HISUN, APACHI, Mx, MASAI, HYTRACK, TRAPPER, PUMAREX, GEON, ASYAMOTOR, DAYTONA MOTORS, KRAL	-	-	97	-
HUSABERG	-	-	-	3
HUSQVARNA	1	-	21	3
HYOSUNG	-	-	3	-
INDIAN MOTORCYCLE	-	-	32	-
ITALCAR	-	-	-	1
ITALJET	-	-	-	1
JIAJI, HUATIAN, FEILING, LINTEX, GOMAX, SOMOTO, TECHMOOVE, TAURIS	-	-	2	1
JIAJUE, JINDING, LANYING, DHS, MIROMOTO, ALPHAMOTO, SPRINT, QLINK, MAXON, RICH MOTORS, EUROCKA(CKA), PEDA	-	-	2	-

Table 7 (cont)

Sales of new and used motorcycles by make or manufacturer: October and January - October 2018

Make	Motorcycles			
	October		January - October	
	new	used	new	used
JIAJUE, JOYRACE, MAXON, GINEVA MOTO, MONDIAL, UGUR, DERRACE, VIARELLI, Berini, MAGPOWER, ROMET MOTORS	-	-	27	-
JIALING, MOTORAN, TRAXX, SPADA, SKYWING, SPD, ASUS, RACING	-	-	6	-
JIANSHE	-	-	10	2
JIAYUAN	8	-	58	-
JINCHENG	-	-	2	-
JINLANG, ZIPP, HORS, IVA, Ariic, figuretta motorcycles fat boy, btc, agm, lintex, razory, romet, motors	-	-	6	-
JINLANG, ZUNDAPP, XHODNA, APGmoto, COLIBRI, RAZORY, VIARELLI, SUMCO, FLEX TECH, IVA, TNT moto	1	-	16	-
JLAJI, HUATIAN, FEILING, TUTU, EPM, Mondid, KINGWAY, ROMET MOTORS	-	-	2	-
JMSTAR, SHENKE, HUIBANG, JONWAY, MOTORAN, MINELLI, LAPO MOTORS	-	-	8	1
JOYNER	-	-	-	2
K.T.M	1	-	3	1
KAWASAKI	15	4	237	52
KEEWAY	-	-	1	2
KENBO	-	-	2	-
KL	-	-	2	1
KTM	27	2	279	21
KWANG YANG	-	3	-	20
KYMCO	131	31	1,727	467
LAMBRETTA	-	-	9	1
LAVERDA	-	-	-	1
LIFAN, SKYGO, HONLEI, BISAN-LIFAN, TRUVA, SALCANO, YUKI, RAMZEY, BRANSON, SUMCO, NEMO, XPLOER, LEVO, ACONDA	1	-	25	-
LINGKEN	-	-	1	-
LINHAI, KUBA, ONLINE, LHY	2	-	134	8
LML	-	-	1	1
LONCIN, KINLON, LONGTING, KUBA, YUKI, MONDIAL, STMAX, KANUNI, MOTORAN, ASYA, QUSWA, PUMAREX, RALLY USA, MOD, CCM	-	-	18	1
LONGJIA, ITALJET, ORCAL, BEELINE	1	-	13	-
LONGJIA, ITALJET, ORCAL, BEELINE, ROMET MOTORS, GEMINI, LEXMOTO, JAHANRO, VGA, DAYTONA MOTORS	4	-	21	-
LONGJIA, ORCAL, TNT MOTOR, BEELINE, VGA, ITALJET, GEMINI, lexmoto, Jahanro, italo, NECO	7	-	99	-
MALAGUTI	-	2	-	9
MBK	-	1	-	17
MELEX	1	-	13	-
MG MOTO	5	-	50	-
MGK HM	140	1	1,756	6
MINSK, ZONGSHEN, IRIBIS, MONDIAL, LEXMOTO, JUNAK, HONLEY, OVERBIKES	-	-	8	-
MODENAS	-	2	4	5
MONDIAL, PELPI INTERNATIONAL	-	-	4	-
MOTO GUZZI	1	-	23	4
MOTO GUZZI DI PIAGGIO & C.S.p.A.	2	-	7	-
MOTO S.P.A	1	-	12	-
MOTOBECANE	-	-	-	1
MOTO-ROMA	-	-	2	-
MV AGUSTA	2	-	9	1
MZ	-	-	1	-

Table 7 (cont)

Sales of new and used motorcycles by make or manufacturer: October and January - October 2018

Make	Motorcycles			
	October		January - October	
	new	used	new	used
MZ MOTORRAD	-	-	5	-
NIPPI	-	-	-	1
NIPPONIA	-	-	-	1
NORTON	-	-	-	1
ORCAL	-	-	3	-
PEUGEOT	15	3	171	18
PIAGGIO	467	35	5,686	417
PIONEER, LEXMOTO, PULSE, BULLIT, OMAKS, JHC, ASYA, MONDIAL, KUBA,ACE	2	-	6	-
PIONEER, LEXMOTO, PULSE,BULLIT, HERALD, WOTTAN, EURO MOTORS, VERVEMOTO, SP BIKE, EXPLORER, RIDE	-	-	3	-
POLARIS	4	-	64	4
POLINI	-	-	1	-
QINGQI	3	-	10	1
QINGQI, CLEVELAND CYCLEWERKS ACE, CLEVELAND ACE, CLEVELAND CYCLEWERKS ACE DELUXE	3	-	30	1
QINGQI, KADIRGA	-	-	3	-
QINGQI, PIONEER, i-moto, SUPERBYKE, KENROD, QLINK,YUKI, SACHS-Bikes, DAYTONA	2	1	14	2
QINGQI, YUKI, KARCHER, DAYTONA, SINNIS, KREIDLER	-	-	12	1
QJ, QJIANG, GENERIC, MTR, RIDE	1	-	1	-
QJ, QJIANG, KEEWAY, LEONE, KUBA, RKS, BENELLI, VENGO	-	-	7	-
QJ, QJIANG, KEEWAY, LEONE, KUBA, RKS, EMPIRE KEEWAY, BENELLI, TELL, KREIDLER, KSR MOTO, GENERIC, EXPLORER, RIDE	-	-	3	-
QJ, QJIANG, KEEWAY, LEONE, KUBA, RKS, GENERIC, EXPLORER, RIDE, VENGO	-	-	5	-
QJ, QJIANG, KEEWAY, LEONE, KUBA, RKS, TELL, EMPIRE KEEWAY, BENELLI, VENGO	39	-	325	-
QJ, QJIANG, KEEWAY, LEONE, tell, KUBA, RKS, BENELLI, VENGO	7	-	97	1
QUADDY	-	-	1	1
QUADRO, QUADRO VEHICLES	4	-	10	2
REGAL-RAPTOR, CAJERO, AJS, YUK	-	-	-	2
RENAULT	-	-	-	1
RENLI	-	-	4	-
REVA	-	-	-	1
RIYA, HONLING, YAMAKOYO, TIANYING, GOES, SANYOU, BM, FUN BIKE, WOTTA	-	-	1	-
ROYAL ENFIELD	2	-	7	-
SANYANG	-	4	-	14
SANYOU, TARO, CHUANGTAI, GOES, JUNAK, WOTTAN, BARTON MOTORS, MAGPOWER, CAPIRELLI, OVERBIKES, PEDA	-	-	2	-
SHANYANG, ATLAS PANTHER, YAMAZUKI MOTO, MOTORKING, Hirlee, XB	5	-	64	-
SHARE'NGO, ZHIDOU	-	1	2	2
SHERCO	-	-	3	2
SHINERAY	-	-	7	2
SHINERAY, MASH, SCRAMBLER, MONDIAL, DERRACE	-	-	1	-
SHINERAY, MONDIAL, DAYTONA MOTORS, WK, ROMET MOTORS, MASH, M1NSK, WK BIKES	3	-	23	-
SINNIS	-	-	-	1
SKYTEAM, SACIN, METALCO, SOKUDO, BAZUKA, MINICO, MOTOS BORDOY, SUMCO, ROXON, CSR, MONKEY BIKES, FAZTEK	-	-	17	-
SKYTEAM, SASIN, CSR, METALCO, SOKUDO, BAZUKA, MINICO, MOTOSBASI	2	-	41	-
SUZUKI	39	14	397	174

Table 7 (cont)

Sales of new and used motorcycles by make or manufacturer: October and January - October 2018

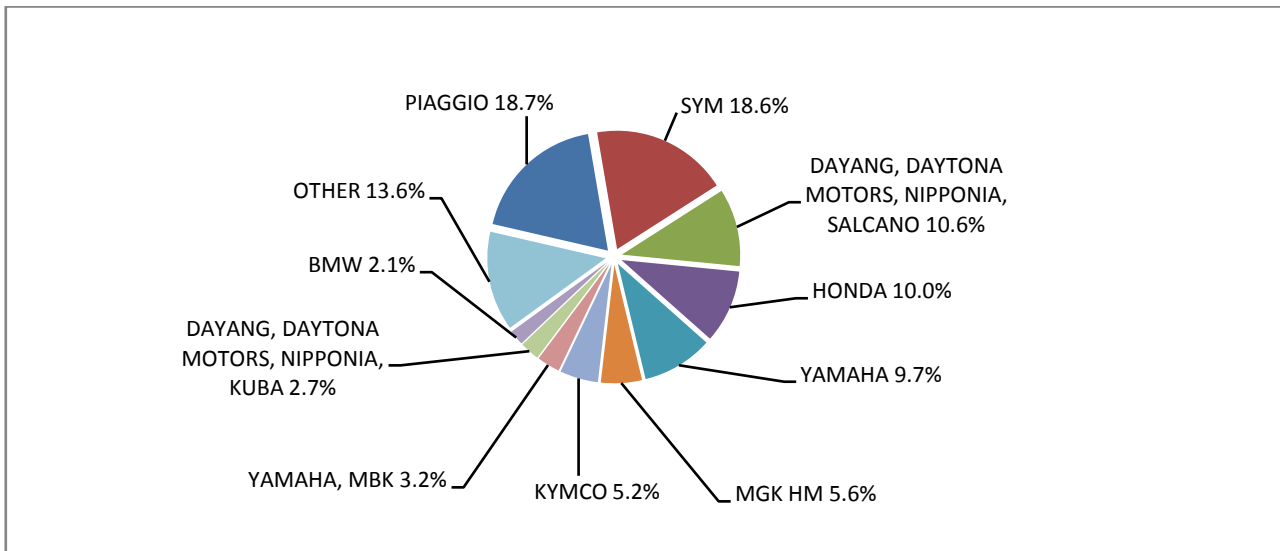
Make	Motorcycles			
	October		January - October	
	new	used	new	used
SWM	-	-	3	-
SYM	466	8	6,570	123
TAYO, HAOJIANG, ZHONGYU, THUMP, THUMPSTAR, KIDEN, ZONTES, Junak, SENKE, TANNY, TYAN, ROMET, ROMET MOTORS, ROUTER	1	-	30	-
TGB	-	-	-	1
TIANYING, RIYA, HONGYUNDA, TYM, HONLING, TAMCO, ALISON, DMK MOTORS, WLIE, LEEWAY, WLXQ, AP Gmoto, ALFA	6	-	52	-
TIANYING, RIYA, QISHENG, YAMAKOYO, HONGLING, ZIPP, TOROS, ROMET, ROMET MOTORS, ROUTER, VENTO, ASYA, BENYCO, BARA	1	-	5	-
TM RACING	-	-	3	-
TODAY SUNSHINE	1	-	1	-
TOMBERLIN	-	-	-	1
TRIUMPH	13	6	134	19
UM, WANGYE	-	1	-	1
URAL	-	-	1	-
VMOTO, E-MAX, FMC, JINYING, DAO, VENGO, TELL, SXT	1	-	1	-
WANGYE, SANBEN, UM, KENOS, SUPERBYKE, MDC, MISTRAL, STREET ELEGANCE, 4WMOTO, RIVERO, VIKERS, ZIPP, SANLI, GOWINN	2	-	45	-
WANGYE, SANBEN, UM, MONDIAL, KENOS, SUPERBYKE, RIALLI, MDC, Street Elegance, 4WMOTO, MISTRAL, RIVERO, VIKERS	-	-	63	-
WENLING ZHENSHE	-	-	1	-
WONJAN, SAMADA	-	-	3	-
WUYANG	-	-	1	-
WUYI XINSHUN VEHICLE	-	-	-	1
XGJAO, YUAN, SKYJET, KAISAR	-	-	16	1
XGJAO, ZIPP, TOROS, ROMET, ROMET MOTORS, ROUTER, VEEROAD, DAYTONA MOTORS, GEMINI, MH MOTORCYCLES, MTG MOTORS	5	-	46	-
XINLING, HEROWAY, LEDOW	-	-	8	-
YAMAHA	242	65	2,624	734
YAMAHA, MBK	79	-	598	3
YIBEN, MEIDUO, VONROAD, WUBEN, NIM	-	-	2	-
YINGANG, BENYI, ROMET MOTORS, YUKI, ROUTER, MOTORAN, DAYTONA MOTORS, M1NSK, HAMACHI, KUBA, MONDIAL	11	-	58	-
YINGANG, BENYI, ROMET MOTORS, YUKI, ROUTER, MOTORAN, DAYTONA MOTORS, M1NSK, KUBA, MONDIAL	1	-	22	-
YINXIANG, KENBO, VENOM, CHEETA, ZIPP, NEMO, FEKON, ANATOLIA, CANBO	1	-	14	2
YINXIANG, MONDIAL, GEMINI, TCB	-	-	3	-
YINXIANG, KENBO, JLM, FEKON, RTM, HILTON, DAICHI, EHSAN, PARVAZ, PMS, ARSH AD, NATALI, SAHAR, MSM BRAVIA	-	-	2	-
YIYING, BENZHOU	-	1	-	1
YIYING, BENZHOU, EAGLE-GING, AIYUMO, RAZZO	-	-	-	1
ZERO ENGINEERIN	-	-	-	3
ZHONGNENG, ASYA, daDo, ZNEN, Baron	-	-	-	2
ZHONGNENG, ZNEN, AGM, AIS, YUKI, COLIBRI, EUROCKA, BTC, NOVA MOTORS, LEXMOTO, Actionbikes Motors, FLEX TECH	5	-	167	-
ZHONGNENG, ZNEN, DADO, DIRECT BIKES, GOWINN, VIVACOX, NECO, AGM, LEE, ASYA	-	-	2	1
ZONGSHEN	-	-	4	-
ZONGSHEN, ZIP STAR, Lexmoto, ICONE, VORTEX, M1NSK, MACBOR, MONDIAL, ROMET MOTORS	-	-	12	-

Table 7(cont)

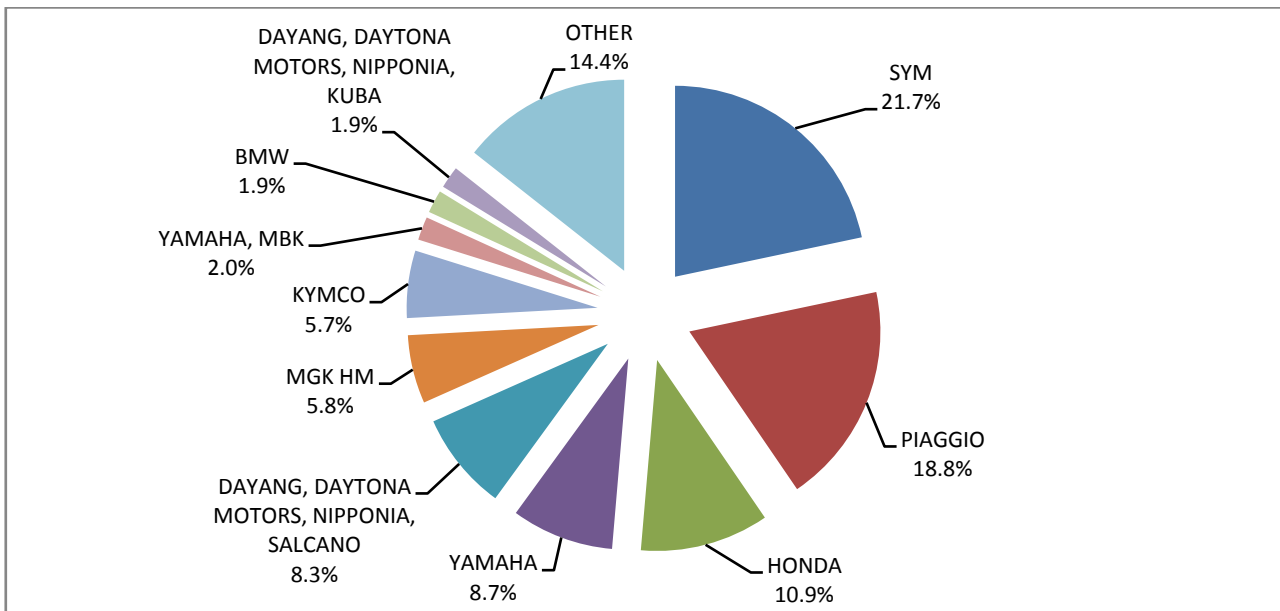
Sales of new and used motorcycles by make or manufacturer: October and January - October 2018

Make	Motorcycles			
	October		January - October	
	new	used	new	used
ZONGSHEN, ZIP STAR, PIAGGIO, HONLEY, LEXMOTO, MONDIAL, PULSE, OVERBIKES, XR HORIZONT, KTNS, DERRACE	-	-	12	-
ZONGSHEN, ZIP STAR, ZEALSUN, KENTOYA, MOTOROMA, PRONAR, KEEWAY, MOTOVELO, ASYA	1	-	21	1
ZONGSHEN, ZIP STAR, ZEALSUN, RYMCO	2	-	11	-
ZONGSHEN, ZIPSTAR, ICONE, JUNAK, Lexmoto, MH Motorcycles, MINSK, MONDIAL, ROMET MOTORS, SINNIS	-	-	2	-
ZONGSHEN, ZIPSTAR, ZEALSUN, KENTO	-	-	12	-
ZXMC0, ZHONGXING, BEWHEEL, TURBHO, RAZZO, MOTORAN, RABBIT MOTORS	-	-	1	-
TOTAL	2,499	287	30,296	3,108

Graph 13. Sales of new motorcycles (October 2018)



Graph 14. Sales of new motorcycles (January - October 2018)



EXPLANATORY NOTES

Survey on the issuing of new road motor vehicle circulation licenses	The survey on the issuing of new motor vehicle circulation licenses is a census survey. The released data give information, at country level, on the brand and type of the motor vehicle, as well as whether it is new or used. The survey does not include vehicles that move on rails, trolley busses, agricultural tractors and machinery. In addition, the following are excluded: all motor vehicles of the Armed Forces, Police, Fire Brigade, State Services, Diplomatic Corps, Foreign Missions, and Invalids of Wars, as well as motorcycles with a cylinder capacity less than 50 cc.
Legal basis	Law 3832/2010
Reference Period	October 2018
Coverage	The production of monthly data is based on the registers held by the Ministry of Infrastructure, Transport and Networks, which records all the monthly changes observed in the vehicle registration licenses at country level.
Definitions	<p>Road motor vehicle is any vehicle that, irrespective of the number of wheels, is moved by an engine and is designed to transport persons or cargo or both of them, either they are on the same single vehicle or on a trailer carried by the main motor vehicle.</p> <p>New road motor vehicle is any motor vehicle that is registered for the first time in Greece during the reference month and has not been put into circulation in any other country.</p> <p>Used motor vehicle is any motor vehicle that is registered for the first time in Greece and has been imported as a used one from abroad</p> <p>Passenger motor vehicle: it is a motor vehicle designed to carry mostly people, having no more than 9 seats, including the driver's seat.</p> <p>Bus: it is a motor vehicle, which is designed to carry mostly people, having more than 10 seats, including the driver's seat. (In the corresponding tables of this Press Release, this category also includes articulated buses.)</p> <p>Lorry: it is motor vehicle designed to carry mostly cargo. (In the corresponding tables of this Press Release, this category also includes tractors, tow trucks, articulated tractors, and trucks with trailers).</p> <p>Motorcycle: any two-wheeled motor vehicle, with or without sidecar, with maximum authorized design speed over 45 km/h, or in case it is powered by a combustion engine, with a cylinder capacity of 50 cc or over (In the corresponding tables of this Press Release, this category also includes the three-wheeled motor vehicles – motor tricycles).</p> <p>Tricycle motor vehicle: it is a motor vehicle with three symmetrical wheels with maximum authorized design speed over 45 km/h, or in case it is powered by a combustion engine, with a cylinder capacity over the 50 cc. This category also includes four-wheel vehicles, except the light four-wheel motorcycles, whose empty vehicle tare (excluding the weight of the fuel or mixture of fuel-oil or the weight of the batteries for electric cars) is up to 400 kg in the case the vehicle is designed for passenger use or up to 550 kg in case the vehicle is designed to carry cargo and whose engine is up to 15KW.</p>
Methodology	Exhaustive Survey. The primary data derive from the Ministry of Infrastructure, Transport and Networks and are based on the issuing of new circulation licenses as they are registered by the Regional Offices for Transport and Communications.
References	More information (graphs, tables) concerning the survey on the issuing of new motor vehicle circulation licenses are available on the webpage of ELSTAT, www.statistics.gr , under the link http://www.statistics.gr/en/statistics/-/publication/SME24/