



PRESS RELEASE

ISSUING OF MOTOR VEHICLE LICENSES: SEPTEMBER 2018

The Hellenic Statistical Authority announces that in September 2018, 11,668 road motor cars (both new and used from abroad) were put into circulation for the first time, recording a 0.8% decrease compared with the corresponding month of 2017 when the number of road motor cars was 11,767. In September 2017, a 30.1% increase had been observed in comparison with the corresponding month of 2016 (Table 1, Graphs 1,2,3,5). A total number of 5,417 new cars were put into circulation in September 2018 compared with 6,500 in September 2017, recording a 16.7% decrease.

The new motorcycles (over 50cc) that were put into circulation for the first time in September 2018 amounted to 3,217, against 2,655 in 2017, thus recording a 21.2% increase. In September 2017, a 24.4% decrease had been observed in comparison with the corresponding month of 2016 (Table 1, Graph 4). Out of the above motorcycles 2,930 were new, while the corresponding figure in September 2017 was 2,426, recording a 20.8% increase.

During the period January - September 2018, 152,744 road motor cars (both new and used from abroad) were put into circulation for the first time, representing an increase of 25.3% compared to the corresponding period of 2017 when the number of road motor cars was 121,904. During the period January - September 2017 an increase of 20.3% had been observed in comparison with the corresponding period of 2016 (Table 3, Graphs 6,7). Out of the above number of road motor cars that were put into circulation, from January to September 2018, 89,500 were new, while the corresponding number during the respective period of 2017 was 75,308, recording an increase of 18.8%.

During the period January - September 2018 the circulation of new motorcycles (over 50cc) amounted to 30,618 against 25,122 in 2017, thus representing a 21.9% increase. A decrease of 22.2% had been observed during the period January - September 2017 in comparison with the corresponding period of 2016 (Table 3, Graphs 6,7). A total number of 27,797 new motorcycles were put into circulation, from January to September 2018, compared with 22,827 during the corresponding period of 2017, recording a 21.8% increase.

Information:

Trade and Services Statistics Division

Transport, Communications and Mass Media Section

Konstantinos Menexes

Tel: +30 213 135 2500

FAX: +30 213 135 2496

E-mail : k.menexes@statistics.gr

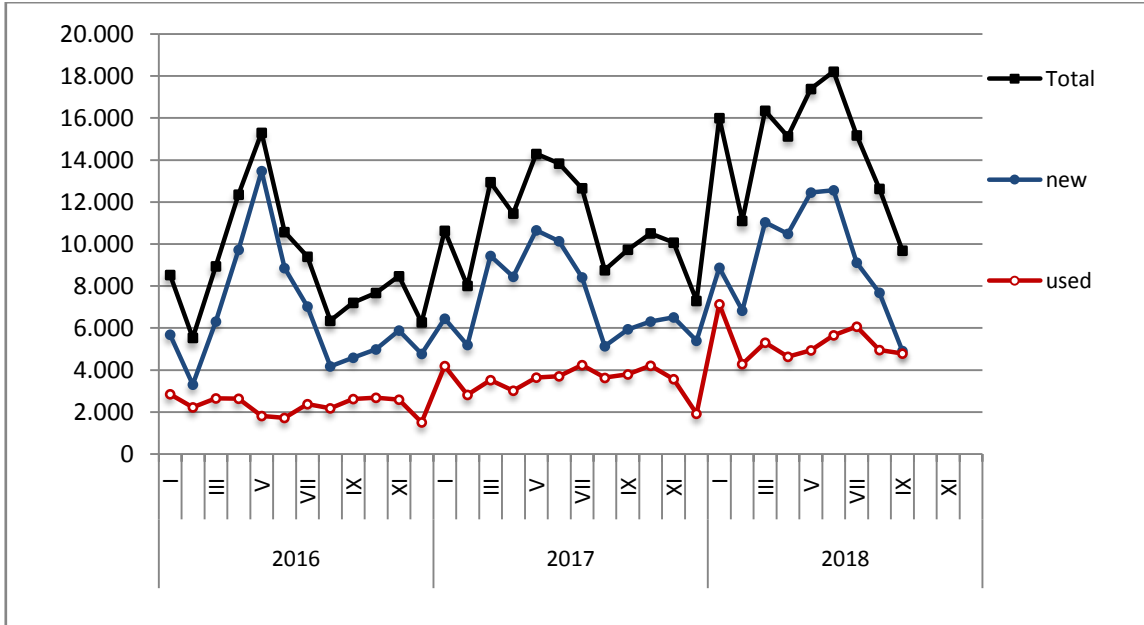
Table 1. Road motor vehicles, both new and used, put into circulation for the first time in Greece: September 2016 - 2018

Category of Road Motor Vehicles	September									Change (%)					
	2016			2017			2018			2017/2016			2018/2017		
	Total	New	Used	Total	New	Used	Total	New	Used	Total	New	Used	Total	New	Used
Greece, total															
Road Motor Vehicles,total	12,554	8,296	4,258	14,422	8,926	5,496	14,885	8,347	6,538	14.9%	7.6%	29.1%	3.2%	-6.5%	19.0%
1. Road motor cars	9,044	5,014	4,030	11,767	6,500	5,267	11,668	5,417	6,251	30.1%	29.6%	30.7%	-0.8%	-16.7%	18.7%
Passenger Cars	7,205	4,593	2,612	9,728	5,937	3,791	9,692	4,914	4,778	35.0%	29.3%	45.1%	-0.4%	-17.2%	26.0%
Buses	96	10	86	103	20	83	113	14	99	7.3%	100.0%	-3.5%	9.7%	-30.0%	19.3%
Lorries	1,743	411	1,332	1,936	543	1,393	1,863	489	1,374	11.1%	32.1%	4.6%	-3.8%	-9.9%	-1.4%
2. Motorcycles > 50 cc	3,510	3,282	228	2,655	2,426	229	3,217	2,930	287	-24.4%	-26.1%	0.4%	21.2%	20.8%	25.3%
Prefecture of Attica															
Road Motor Vehicles,total	6,204	4,856	1,348	7,018	5,291	1,727	7,093	4,890	2,203	13.1%	9.0%	28.1%	1.1%	-7.6%	27.6%
1. Road motor cars	4,512	3,188	1,324	5,748	4,054	1,694	5,532	3,371	2,161	27.4%	27.2%	27.9%	-3.8%	-16.8%	27.6%
Passenger Cars	3,961	2,992	969	5,194	3,805	1,389	4,972	3,138	1,834	31.1%	27.2%	43.3%	-4.3%	-17.5%	32.0%
Buses	44	4	40	52	12	40	50	4	46	18.2%	200.0%	0.0%	-3.8%	-66.7%	15.0%
Lorries	507	192	315	502	237	265	510	229	281	-1.0%	23.4%	-15.9%	1.6%	-3.4%	6.0%
2. Motorcycles > 50 cc	1,692	1,668	24	1,270	1,237	33	1,561	1,519	42	-24.9%	-25.8%	37.5%	22.9%	22.8%	27.3%

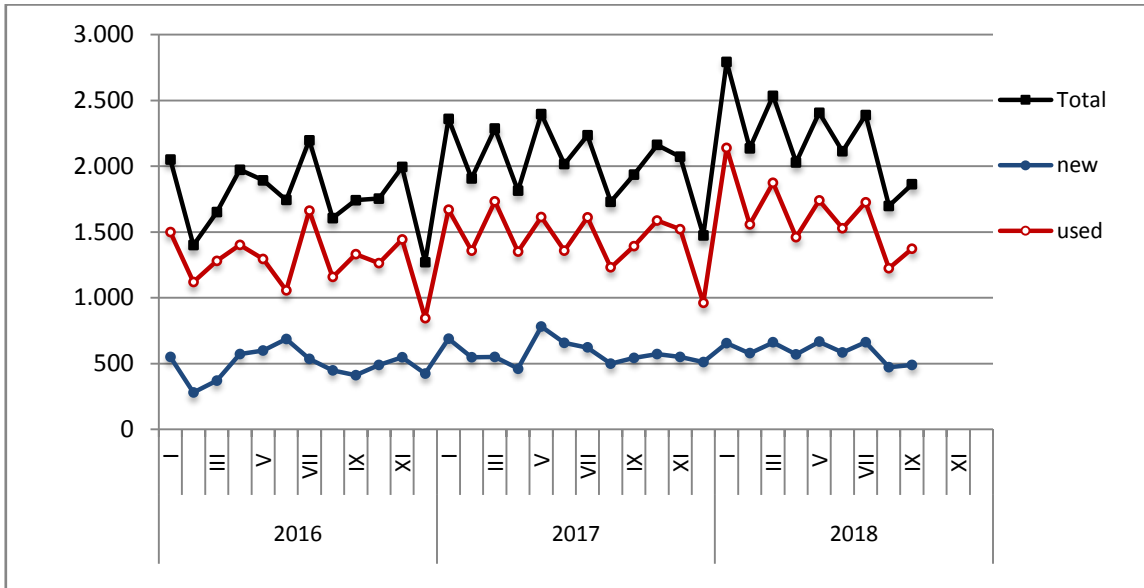
Table 2. Road motor vehicles, both new and used, put into circulation for the first time in Greece: October 2016 - September 2018

Category of Road Motor Vehicles	Average Oct. 2016 - Sep. 2017						Average Oct. 2017 - Sep. 2018			Change (%)		
										Average Oct. 2017 - Sep. 2018 / Average Oct. 2016 - Sep. 2017		
	Total	New	Used	Total	New	Used	Total	New	Used	Total	New	Used
Greece, total												
Road Motor Vehicles,total	15,536	10,549	4,987	18,642	11,934	6,708	20.0%	13.1%	34.5%			
1. Road motor cars	12,460	7,702	4,758	15,545	9,115	6,430	24.8%	18.3%	35.1%			
Passenger Cars	10,396	7,119	3,277	13,300	8,516	4,784	27.9%	19.6%	46.0%			
Buses	89	15	74	105	17	88	18.0%	13.3%	18.9%			
Lorries	1,975	568	1,407	2,140	582	1,558	8.4%	2.5%	10.7%			
2. Motorcycles > 50 cc	3,076	2,847	229	3,097	2,819	278	0.7%	-1.0%	21.4%			

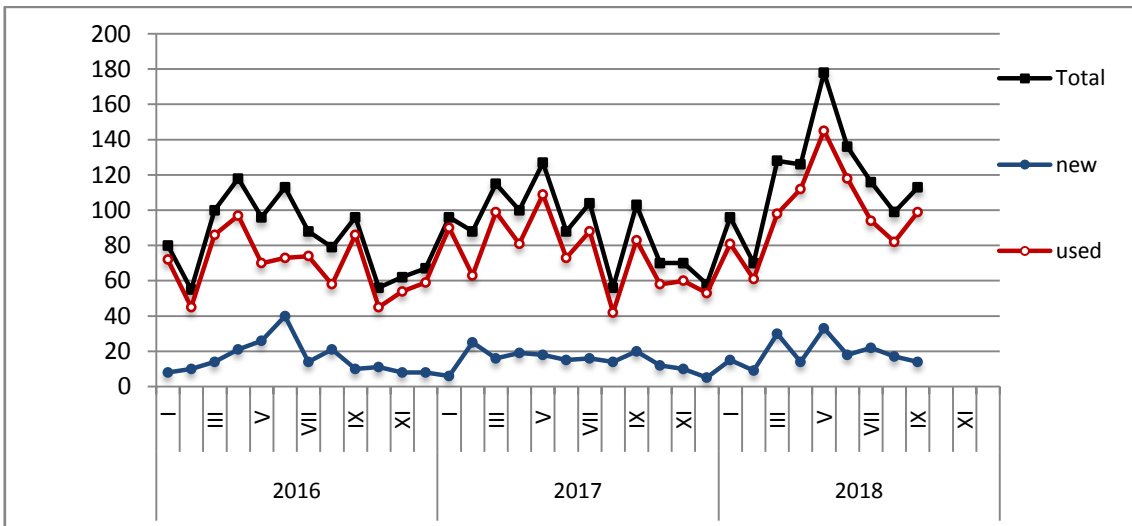
Graph 1: Passenger Cars (January 2016 - September 2018)



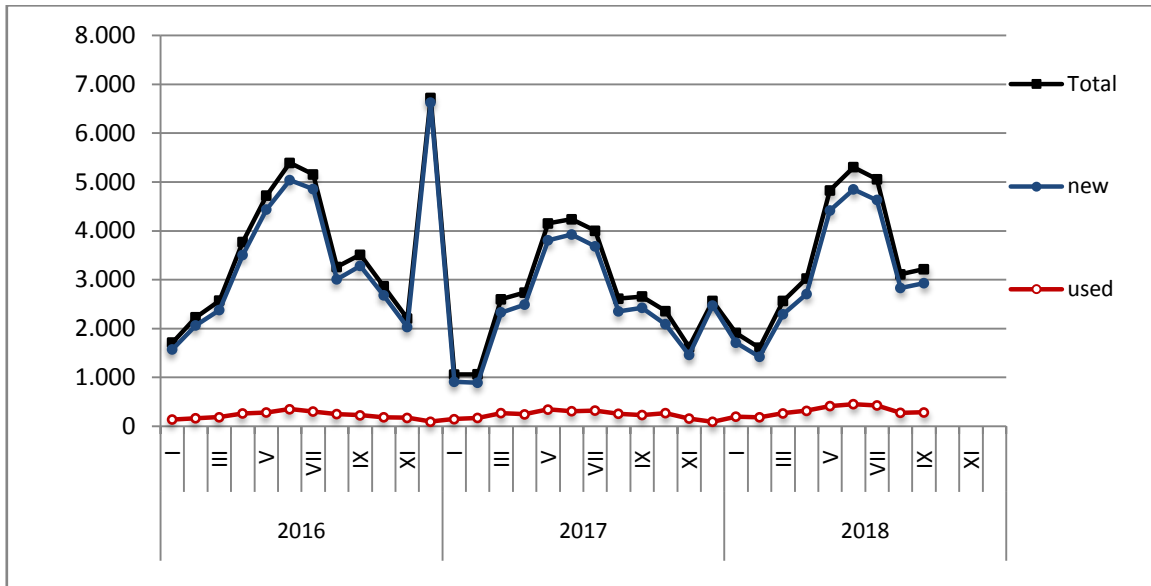
Graph 2: Lorries (January 2016 - September 2018)



Graph 3: Buses (January 2016 - September 2018)



Graph 4: Motorcycles (January 2016 - September 2018)



Graph 5: New Registrations of Motor Vehicles (September 2018)

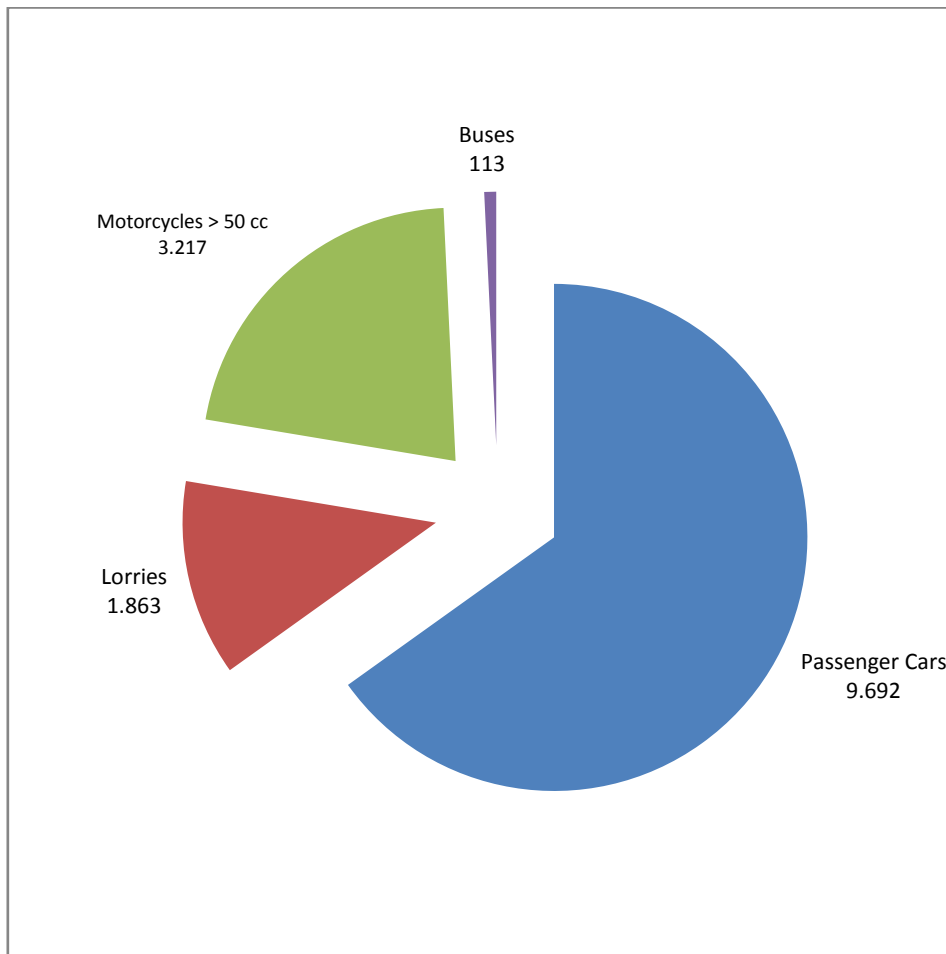
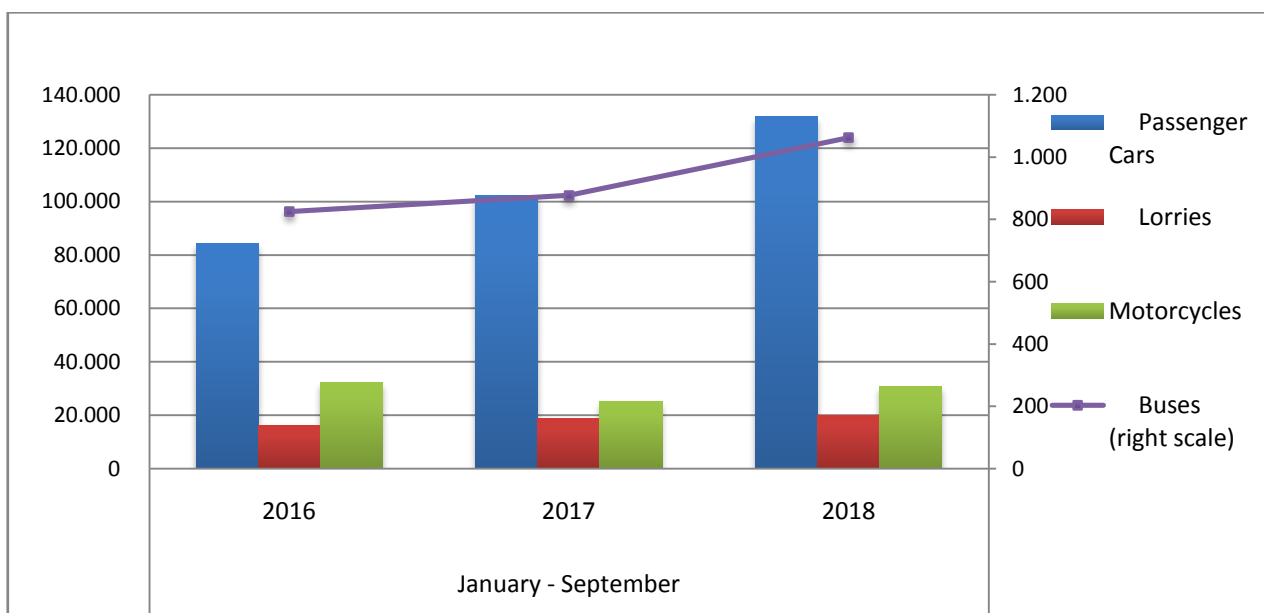


Table 3. Road motor vehicles, both new and used, put into circulation for the first time in Greece: Jan. 2016 - Sep. 2018

Category of Road Motor Vehicles	January - September									Change (%)					
	2016			2017			2018			2017/2016			2018/2017		
	Total	New	Used	Total	New	Used	Total	New	Used	Total	New	Used	Total	New	Used
Greece, total															
Road Motor Vehicles, total	133,607	97,924	35,683	147,026	98,135	48,891	183,362	117,297	66,065	10.0%	0.2%	37.0%	24.7%	19.5%	35.1%
1. Road motor cars	101,296	67,778	33,518	121,904	75,308	46,596	152,744	89,500	63,244	20.3%	11.1%	39.0%	25.3%	18.8%	35.7%
Passenger Cars	84,208	63,160	21,048	102,345	69,801	32,544	131,712	83,986	47,726	21.5%	10.5%	54.6%	28.7%	20.3%	46.7%
Buses	825	164	661	877	149	728	1,062	172	890	6.3%	-9.1%	10.1%	21.1%	15.4%	22.3%
Lorries	16,263	4,454	11,809	18,682	5,358	13,324	19,970	5,342	14,628	14.9%	20.3%	12.8%	6.9%	-0.3%	9.8%
2. Motorcycles > 50 cc	32,311	30,146	2,165	25,122	22,827	2,295	30,618	27,797	2,821	-22.2%	-24.3%	6.0%	21.9%	21.8%	22.9%
Prefecture of Attica															
Road Motor Vehicles, total	69,914	59,616	10,298	74,221	59,560	14,661	92,319	70,993	21,326	6.2%	-0.1%	42.4%	24.4%	19.2%	45.5%
1. Road motor cars	57,186	47,114	10,072	64,210	49,842	14,368	79,736	58,863	20,873	12.3%	5.8%	42.7%	24.2%	18.1%	45.3%
Passenger Cars	52,461	44,809	7,652	58,393	46,827	11,566	73,655	56,099	17,556	11.3%	4.5%	51.2%	26.1%	19.8%	51.8%
Buses	296	74	222	318	79	239	415	69	346	7.4%	6.8%	7.7%	30.5%	-12.7%	44.8%
Lorries	4,429	2,231	2,198	5,499	2,936	2,563	5,666	2,695	2,971	24.2%	31.6%	16.6%	3.0%	-8.2%	15.9%
2. Motorcycles > 50 cc	12,728	12,502	226	10,011	9,718	293	12,583	12,130	453	-21.3%	-22.3%	29.6%	25.7%	24.8%	54.6%

Graph 6. New Motor Vehicles Circulation Licenses: January 2016 - September 2018



Graph 7. New Registrations of Motor Vehicles January - September 2018

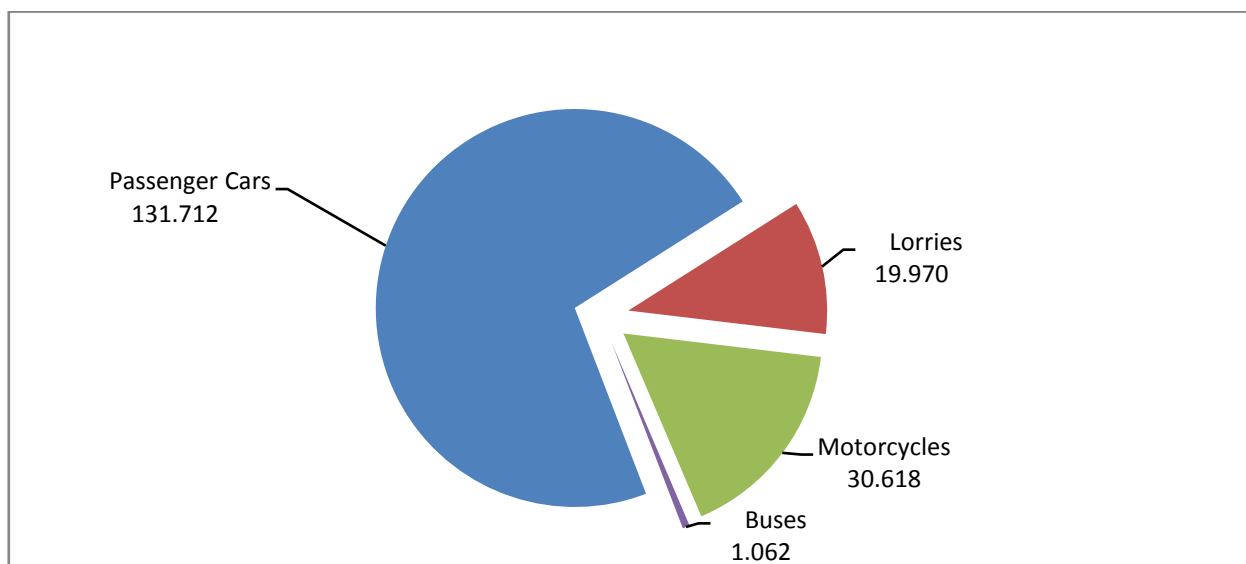


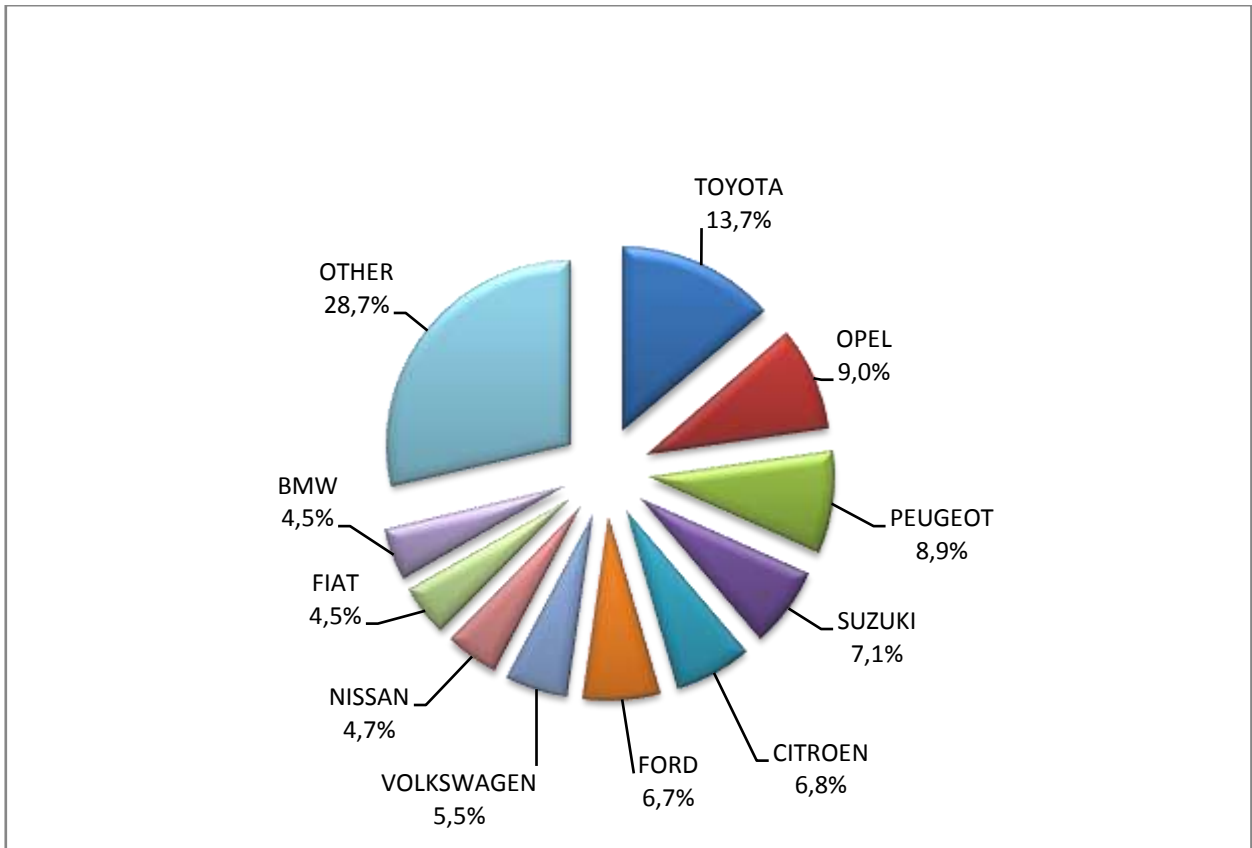
Table 4
Sales of new and used passenger cars by make: September 2018 and January - September 2018

Make	Passenger cars			
	September		January - September	
	new	used	new	used
ALFA LANCIA	-	-	-	1
ALFA ROMEO	25	42	384	333
ASTON MARTIN	-	-	1	1
AUDI	44	32	2,191	384
AUSTIN	-	1	-	4
AUTO RIBEIRO	-	-	2	-
AUTOBIANCHI	-	-	-	4
BEACH-BAGGY	-	1	-	1
BENTLEY	-	-	3	1
BMW	221	30	2,068	431
BRM	-	-	-	4
CADILLAC	-	-	-	3
CARAVANS INTERNATIONAL	-	-	-	1
CHANGA CO	-	-	-	1
CHEVROLET	1	106	2	852
CHRYSLER	-	-	-	11
CITROEN	334	166	4,182	1,886
DACIA	74	17	1,093	162
DACIA, RENAULT	-	-	-	1
DAEWOO	-	-	-	13
DAIHATSU	-	39	-	452
DE TOMASO	-	-	-	1
DETHLEFFS	-	10	-	45
DODGE	-	-	-	4
DR MOTOR	-	-	-	1
DS	1	-	3	-
DUCATO Z.MANTOS	1	-	1	-
FERRARI	-	-	-	7
FIAT	222	337	6,059	3,235
FIAT-IVECO	-	-	-	1
FORD	327	309	3,162	3,153
HONDA	67	89	531	855
HYUNDAI	217	190	4,809	2,048
ISUZU	-	-	-	1
IVECO	-	-	-	1
IVECO HOBBY	-	-	-	1
JAGUAR	5	1	87	24
JEEP	52	2	948	34
KIA	100	69	2,464	631
KTM	-	-	-	1
LADA	-	2	-	4
LAMBORGHINI	-	-	-	1
LANCIA	-	31	-	273
LAND ROVER	12	13	135	139
LEXUS	7	1	45	13
LEYLAND MOKE	-	-	-	1
LINCOLN	-	-	-	1

Table 4 (cont)
Sales of new and used passenger cars by make: September 2018 and January - September 2018

Make	Passenger cars			
	September		January - September	
	new	used	new	used
LMC	-	-	1	-
LOTUS	-	-	-	2
MARTIN	-	-	-	2
MASERATI	1	1	7	5
MAZDA	-	32	2	396
MERCEDES	145	123	2,745	1,619
MERCEDES Z.MANTOS	2	-	41	-
MG	-	-	-	2
MINI	92	42	1,156	352
MITSUBISHI	25	71	236	642
MORETTI	-	1	-	1
MORGAN	-	-	-	2
NISSAN	229	320	6,953	3,072
OPEL	443	601	5,610	6,136
PEUGEOT	438	162	6,788	1,720
PEUGEOT AUTO RIBEIRO	-	-	118	1
PONTIAC	-	-	-	1
PORSCHE	2	7	61	69
RANGE ROVER	-	3	1	9
RENAULT	186	192	3,466	2,130
RIMOR, XGO, BLUCAMP, KENTUCKY CAMP, AHORN	-	-	1	-
ROVER	-	-	-	1
SAAB	-	1	-	12
SEA / MOBILVETTE	-	3	-	13
SEAT	67	28	2,364	360
SECMA	-	-	2	-
SKODA	138	64	2,947	630
SMART	36	226	460	2,119
SSANGYONG	-	1	26	8
SUBARU	4	-	44	46
SUZUKI	348	175	4,948	1,733
TATA	-	-	-	2
TESLA	-	1	2	2
TOYOTA	675	1,028	9,006	9,631
TRIUMPH	-	-	-	4
VOLKSWAGEN	269	206	7,653	1,878
VOLVO	104	2	1,178	105
TOTAL	4,914	4,778	83,986	47,726

Graph 8. Sales of new passenger cars by make (September 2018)



Graph 9. Sales of new passenger cars by make (January - September 2018)

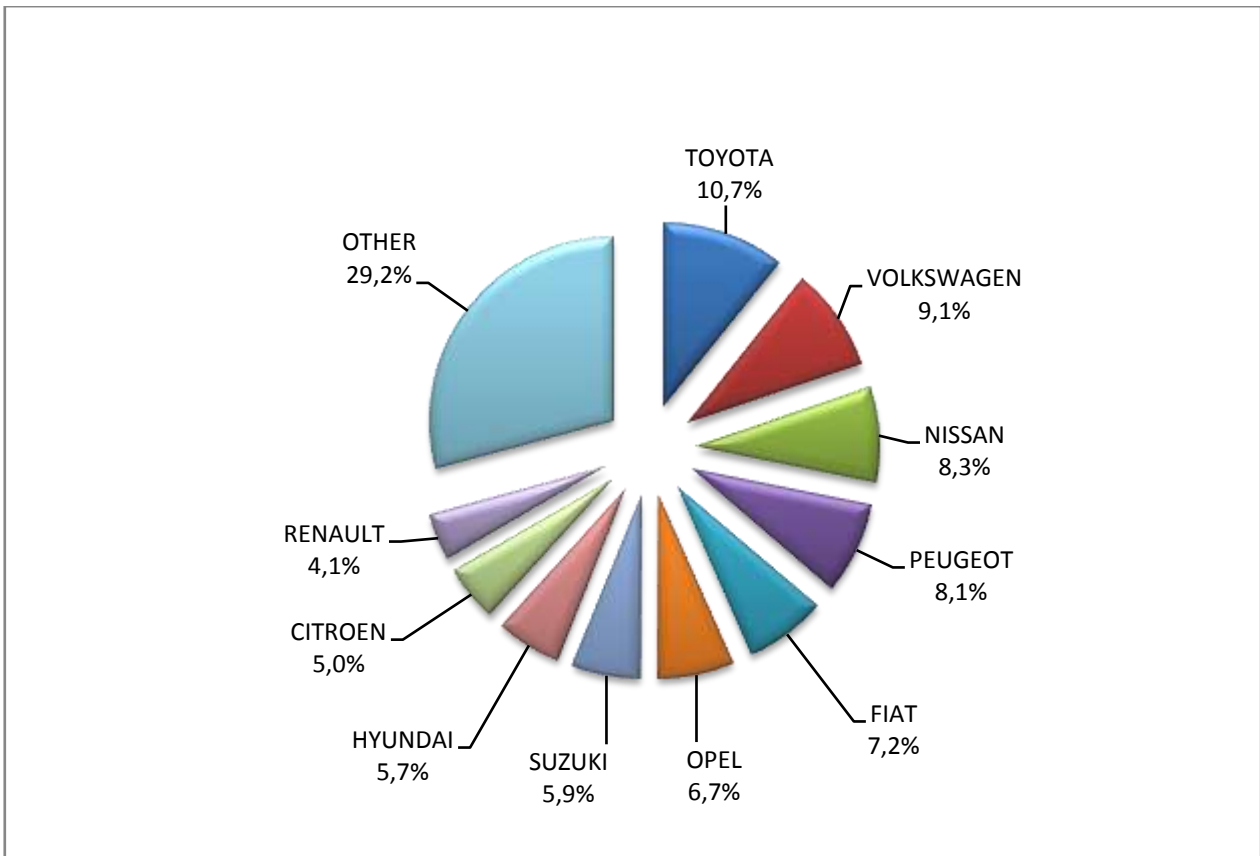


Table 5
Sales of new and used lorries by make: September 2018 and January - September 2018

Make	Lorries			
	September		January - September	
	new	used	new	used
BMW	-	-	-	2
CADILLAC	-	-	-	1
CHEVROLET	-	-	-	1
CHRYSLER	-	-	-	4
CITROEN	6	44	283	451
DACIA	9	2	69	21
DAEWOO	-	-	-	1
DAF	1	34	7	275
DAF A. KAOUSSIS SA	-	-	1	-
DAF TECMEC A.E.B.E.	-	-	2	-
DAF A. & I. ΔΕΡΒΙΣΗ Ο.Ε	-	-	1	-
DAF ΑΝΔΡΕΑΣ ΚΑΡΚΑΓΓΕΛΗΣ	-	-	-	1
DAF Σ.ΤΣΙΛΙΜΠΑΡΗΣ & ΣΙΑ Ε.Ε.	-	-	1	-
DAF ΤΑΞΙΑΡΧΟΥ	-	-	1	-
DAIHATSU	-	2	-	9
DENNIS EAGLE	-	-	-	1
DODGE	-	1	-	6
FIAT	49	169	741	1,787
FIAT ΤΑΞΙΑΡΧΟΥ	-	-	2	-
FIAT A. KAOUSSIS SA	2	-	3	-
FIAT DYNA TRAILERS S.A.	-	-	2	-
FIAT VEICOLI BLINDATI NOM S.R.L	-	-	2	-
FIAT-IVECO	-	4	1	53
FORD	108	151	925	1,476
FORD A. KAOUSSIS SA	-	-	4	-
FORD STATHIS	-	-	-	1
GINAF	-	-	-	1
GONOW	-	1	-	2
GOUPIL, MEGA, POLARIS, GEM	1	-	1	-
GREAT WALL MOTOR	-	1	-	4
HONDA	-	-	-	1
HUMMER	-	1	-	1
HYUNDAI	-	5	1	57
INTRALL POLSKA	-	-	-	1
ISUZU	13	13	148	164
ISUZU ΗΦΑΙΣΤΟΣ ΣΤΕΦΑΝΟΣ	-	-	4	-
ISUZU ΘΕΟΧΑΡΗΣ ΝΤΟΥΝΑΣ	-	-	1	-
IVECO	3	9	11	189
IVECO A. KAOUSSIS SA	-	-	2	-
IVECO KOSKERIDIS	-	-	1	-
IVECO ΗΦΑΙΣΤΟΣ ΣΤΕΦΑΝΟΣ	-	-	8	-
IVECO MAGIRUS	-	6	-	32
KIA	-	1	-	6
LADA	-	-	-	1

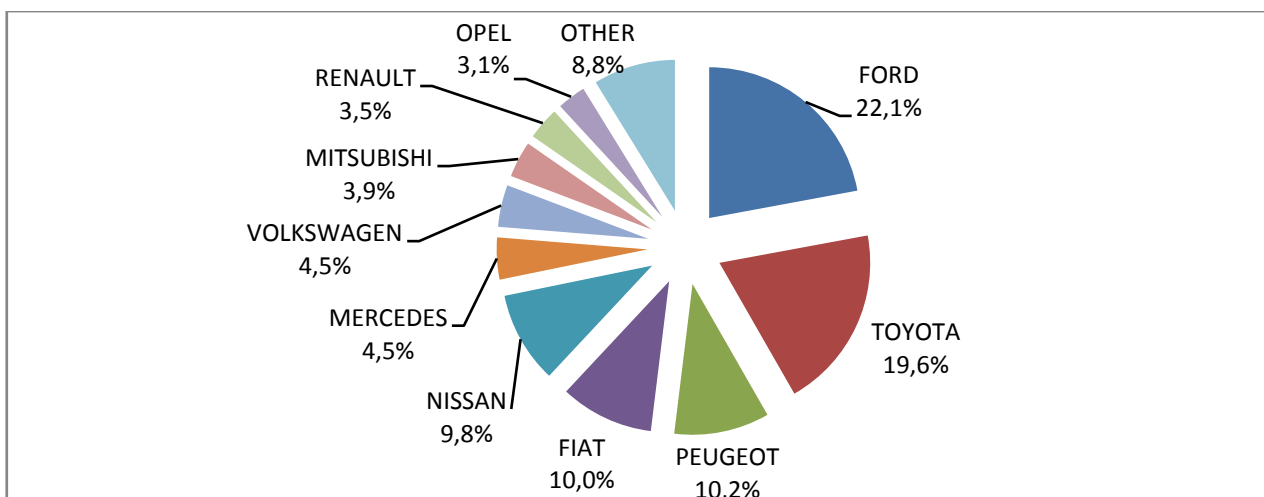
Table 5 (cont)
Sales of new and used lorries by make: September 2018 and January - September 2018

Make	Lorries			
	September		January - September	
	new	used	new	used
LAND ROVER	-	1	-	12
MAHINDRA	-	1	-	3
MAN	1	44	10	524
MAN A. KAOUSSIS SA	1	-	11	-
MAN DYNA TRAILERS S.A.	-	-	5	-
MAN NEXTRA EVOLUTION	-	-	2	-
MAN B.ΚΑΡΑΒΙΑΣ & Ε.ΞΕΝΙΟΣ - ΚΑΞΕΚΩ Ο.Ε	-	-	1	-
MAN ΕΥΓΕΝΕΙΑΔΟΥ ΜΑΡΙΑ & ΣΙΑ Ο.Ε.	-	-	3	-
MAN ΖΑΚΟΣ GROUP Α.Β.Ε.Ε.	-	-	2	-
MAN ΤΑΞΙΑΡΧΟΥ	-	-	1	-
MAN MECCANICA	-	-	-	1
MAZDA	-	26	2	256
MERCEDES	22	272	253	3,222
MERCEDES Α&Ι ΔΕΡΒΙΣΗΣ	-	-	-	2
MERCEDES Α. ΚΑΟΥΣΣΙΣ SA	-	-	25	-
MERCEDES CONTRUCK MECHANICA	-	-	3	-
MERCEDES DENNIS EAGLE	-	-	-	1
MERCEDES DYNA TRAILERS S.A.	-	-	57	1
MERCEDES F.X. MEILLER	-	-	-	1
MERCEDES RAUSCH GMBH & CO KG	-	-	-	1
MERCEDES SMYRLIADIS	-	-	2	-
MERCEDES ΕΥΣΤΑΘΙΟΣ ΖΥΓΟΥΡΗΣ & ΣΙΑ ΕΒΕ	1	-	1	-
MERCEDES ΗΦΑΙΣΤΟΣ ΣΤΕΦΑΝΟΣ	1	-	1	-
MERCEDES ΘΕΟΧΑΡΗΣ ΝΤΟΥΝΑΣ	-	-	22	-
MERCEDES Σ.ΜΑΡΚΕΤΟΣ - Κ.ΤΑΛΛΑΡΟΣ ΕΠΕ	-	-	1	-
MERCEDES ΤΑΞΙΑΡΧΟΥ	-	-	1	-
MERCEDES ΤΣΙΛΙΜΠΑΡΗΣ ΣΠ. & ΣΙΑ Ε.Ε.	-	-	1	-
MINI	19	50	150	538
MINI DYNA TRAILERS S.A.	-	-	2	-
MINI NEXTRA EVOLUTION	-	-	1	-
MINI ΚΟΣΚΕΡΙΔΙΣ	1	-	2	-
MINI Α. ΚΑΟΥΣΣΙΣ SA	-	-	4	-
MINI SMYRLIADIS	1	-	1	-
MINI ΤΑΞΙΑΡΧΟΥ	-	-	1	-
NISSAN	48	99	458	993
NISSAN THEODORIDIS TANK S.M.P.C.	-	-	3	-
NISSAN ΝΤΟΥΝΑΣ ΘΕΟΧΑΡΗΣ	-	-	1	-
OAF	-	-	-	3
OPEL	15	47	120	690
PEUGEOT	50	34	586	408
PFAU	-	-	-	7
PIAGGIO	-	5	22	44

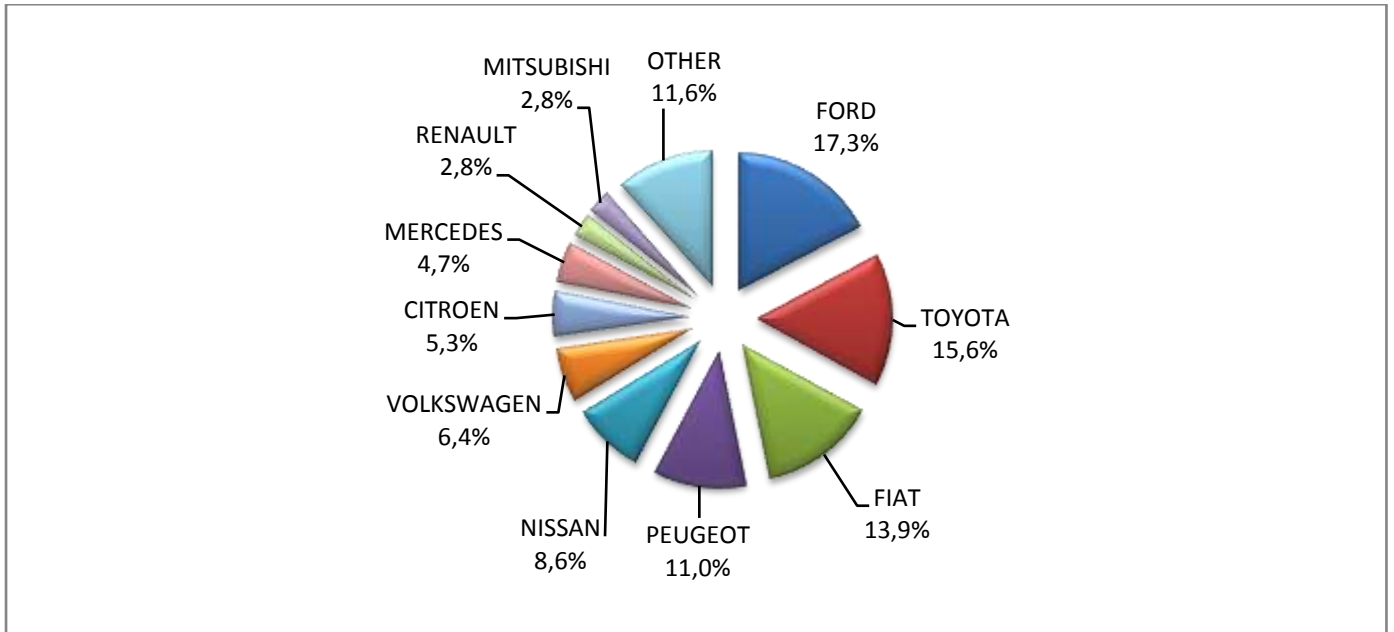
Table 5 (cont)
Sales of new and used lorries by make: September 2018 and January - September 2018

Make	Lorries			
	September		January - September	
	new	used	new	used
PIAGGIO NEXTRA EVOLUTION	-	-	1	-
PIAGGIO XP. ΝΕΖΗΣ & ΣΙΑ	-	-	1	-
PIAGGIO & C SPA A. ΚΑΟΥΣΣΙΣ SA	-	-	4	-
PSAUS	-	-	-	1
RAM	-	-	-	1
RENAULT	17	95	151	850
RENAULT ΑΡΜΑ ΠΑΝΤΕΛΙΔΗΣ	-	-	-	1
ROVER	-	-	-	5
SCAM SRL	-	-	-	1
SCANIA	-	33	8	341
SCANIA A. ΚΑΟΥΣΣΙΣ SA	-	-	5	-
SEAT	-	2	-	16
SKODA	-	2	-	48
SSANGYONG	-	-	1	5
STEYER	-	-	-	3
SUZUKI	-	-	-	11
TATA	-	1	-	3
TERBERG	-	-	-	1
TOYOTA	96	62	835	574
VOLKSWAGEN	22	75	340	836
VOLKSWAGEN ΘΕΟΧΑΡΗΣ ΝΤΟΥΝΑΣ	-	-	1	-
VOLVO	2	81	15	673
VOLVO A. ΚΑΟΥΣΣΙΣ SA	-	-	1	-
VOLVO DYNA TRAILERS S.A.	-	-	1	-
VOLVO A. & I. ΔΕΡΒΙΣΗ Ο.Ε	-	-	1	-
A. & I. ΔΕΡΒΙΣΗ Ο.Ε.	-	-	-	1
ΠΑΠΑΔΑΚΗ ΑΦΟΙ ΑΒΕΤΕ	-	-	-	1
TOTAL	489	1,374	5,342	14,628

Graph 10. Sales of new lorries by make (September 2018)



Graph 11. Sales of new lorries by make (January - September 2018)



**Table 6
Sales of new and used buses by make: September 2018 and January - September 2018**

Make	Buses			
	September		January - September	
	new	used	new	used
BOVA	-	7	1	45
CITROEN	-	-	-	1
DAF	-	1	-	3
EVOBUS	-	1	-	13
FIAT	-	-	1	6
FIAT IVECO	-	1	-	12
FORD	2	1	8	19
GULERYUZ	-	-	-	2
IRISBUS	-	-	-	1
IRIZAR	-	-	2	1
ISUZU	1	-	3	3
ITALBUS	-	-	1	-
IVECO	-	1	1	12
IVECO NIKAS	-	-	1	-
KASSBOHRER	-	-	-	2
MAGYAR	-	-	-	1
MAN	3	6	5	60
MAN/NEOPLAN	-	-	2	1
MERCEDES	2	59	21	482
MERCEDES CENTO BUS	-	-	2	-
MERCEDES ERDUMAN	4	-	15	1
MERCEDES ERMISBUS	-	-	17	-
MERCEDES NIKAS	-	-	34	1

Table 6 (cont)

Sales of new and used buses by make: September 2018 and January - September 2018

Make	Buses			
	September		January - September	
	new	used	new	used
MERCEDES PAPADAKIS	-	-	8	-
MERCUS	-	-	-	1
NEOPLAN	-	3	5	34
OPEL	-	-	20	-
OTOKAR	-	1	1	3
PEUGEOT	-	-	-	1
RENAULT	-	-	-	11
SCANIA	-	3	-	27
SCANIA HIGER	-	-	4	-
SETRA	2	5	14	79
TEMSA	-	3	4	26
VAN HOOL	-	-	-	10
VOLKSWAGEN	-	-	-	14
VOLVO	-	5	-	12
VOLVO IRIZAR	-	-	2	-
XIAMEN KING LONG	-	2	-	6
TOTAL	14	99	172	890

Graph 12. Sales of new buses by make (January - September 2018)

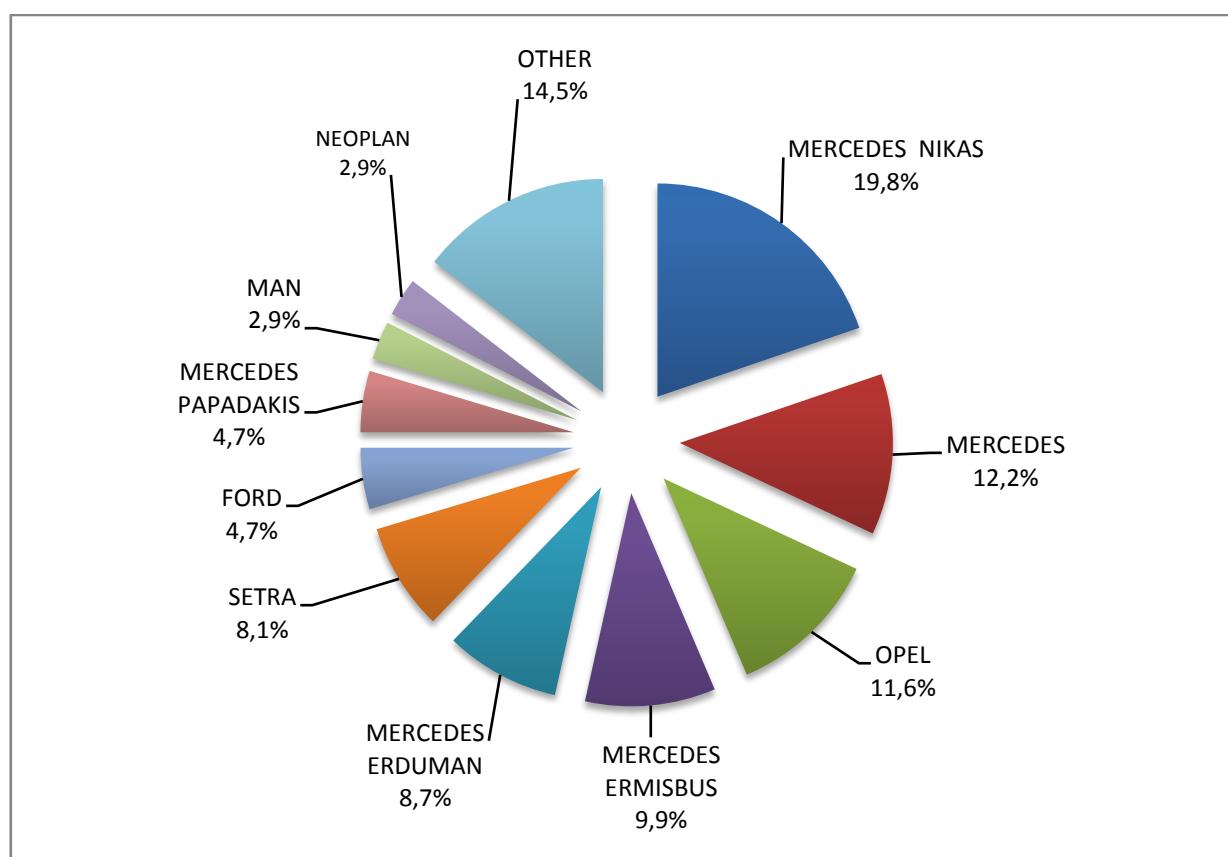


Table 7

Sales of new and used motorcycles by make or manufacturer: September and January - September 2018

Make	Motorcycles			
	September		January - September	
	new	used	new	used
ACCESS	-	-	8	-
AEON MOTOR	-	-	2	1
AGUSTA	-	-	-	1
AIE	-	-	-	1
APRILIA	2	7	25	94
APRILIA, DERBI, GILERA di Piaggio & C. S.p.A.	-	-	1	-
ARCTIC CAT, MASSEY FERGUSON	-	-	-	2
ASKOLL	-	-	1	-
AYO, HAOJIANG, ZHONGYU, THUMP, THUMPSTAR, KIDEN, ZONTES, Junak, SENKE, TANNY, TYAN, ROMET, ROMET MOTORS, ROUTER	7	-	10	-
BAJAJ	1	-	16	-
BAROSSA MOTOR	-	-	-	1
BASHAN	-	-	7	1
BASHAN, AMGroup, AMGroup Bike, DON, IRBIS, WORKER BEAR, Nomik ATV 2	-	-	11	-
BASHAN, APACHI, ISILDAR APACHI, ISILDAR, APACHE , ADVENTUREMOTORS	-	-	1	-
BENELLI	24	-	216	4
BENZHOUE	-	-	-	4
BETA	5	-	39	1
BMW	60	8	534	99
BOMBARDIER RECREATIONAL PRODUCTS ING (BRP)	1	-	6	5
BRIXTON	8	-	71	-
BUYANG	-	-	2	-
CASALINI	-	-	-	1
CFMOTO	6	1	67	4
CFMOTO, GOES	1	-	32	1
CG	-	-	6	-
CHINA JIALING	-	-	-	1
CHONGQING	-	-	1	-
CPI	-	-	-	1
DAELIM	7	1	47	8
DAYANG, DAYTONA MOTORS, NIPPONIA, KUBA	71	1	504	4
DAYANG, DAYTONA MOTORS, NIPPONIA, SALCANO	319	-	2,260	6
DAYTONA	1	-	30	2
DAYTONA, DAYANG, NIPPONIA	-	-	4	-
DAZON	-	-	1	-
DERBI	-	-	3	-
DONGFENG	-	-	1	-
DOOHAN, GOODYEA	-	-	1	-
DUCATI	9	6	142	21
EAGLE	-	-	-	2
E-TON	-	-	-	1
EVA, EMBUGGY, VINTAGE, EVANGEL	2	-	20	2
FULU, LICHI	-	-	2	-
FUXIN	-	-	1	-
GAGIVA MOTOR	-	-	-	1
GAS GAS	-	-	-	1
GILERA	-	1	-	11

Table 7 (cont)

Sales of new and used motorcycles by make or manufacturer: September and January - September 2018

Make	Motorcycles			
	September		January - September	
	new	used	new	used
GILERA, PIAGGIO	-	-	-	1
HAOJIAN, ZONTES, TAYO, Sharpon, IFINO, KIDEN, ZHONGYU, CUBTOM, DIYUN, NAMIN,TIM DERVI, VUKA, THUMP, RIPPER	3	-	22	-
HAOJIANG, SENKE, ZONTES, TAYO, YINGZHI, KIDEN, TANNY, ZHONGYU, RIPPER, FNX, RAFINZ, MONDIAL, FERRO, GB MOTORS	-	-	4	-
HAOJIANG, SENKE, ZONTES, TAYO, YINGZHI, KIDEN, TANNY, ZHONGYU, RIPPER, REVATTO, ZIPP, RAFINZ	1	-	6	-
HAOJIN	-	-	1	-
HARLEY DAVIDSON	6	4	87	39
HDK, DALLE, W/M, EVOLUTION, STORM, MELEX	-	-	1	-
HEINKEL	-	1	-	1
HER CHEE, ADLY MOTO, MOTO RO	-	-	-	1
HESHAN, GOUJI, NANLIAN, MOTORCYCLE INDUSTRY, ORCAL, AJS, HERALD MOTOR COMPANY,MACBOR,MOTOBI	1	-	3	-
HONDA	279	54	3,054	504
HSUN	-	-	-	1
HSUN, HISUN, APACHI, ICHIBAN, INCA, FAST POWER, Q-MOTO, EMU, FORSAGE, NISSAMARAN, LAPO MOTORS, STELS	-	-	4	-
HSUN, HISUN, APACHI, Mx, MASAI, HYTRACK, TRAPPER, PUMAREX, ASYAMOTOR, DAYTONA MOTORS, GEON, KRAL	-	-	3	-
HSUN, HISUN, APACHI, Mx, MASAI, HYTRACK, TRAPPER, PUMAREX, GEON, ASYAMOTOR, DAYTONA MOTORS, KRAL	-	-	94	-
HUSABERG	-	-	-	3
HUSQVARNA	1	-	20	3
HYOSUNG	-	-	2	-
HYOSUNG & S&T KANUNI	-	-	1	-
INDIAN MOTORCYCLE	8	-	32	-
ITALCAR	-	-	-	1
ITALJET	-	-	-	1
JIAJI, HUATIAN, FEILING, LINTEX, GOMAX, SOMOTO, TECHMOOVE, TAURIS	-	-	2	1
JIAJUE, JINDING, LANYING, DHS, MIROMOTO, ALPHAMOTO, SPRINT, QLINK, MAXON, RICH MOTORS, EUROCKA(CKA), PEDA	-	-	2	-
JIAJUE, JOYRACE, MAXON, GINEVA MOTO, MONDIAL, UGUR, DERRACE, VIARELLI, Berini, MAGPOWER, ROMET MOTORS	-	-	27	-
JIALING, MOTORAN, TRAXX, SPADA, SKYWING, SPD, ASUS, RACING	1	-	6	-
JIANSHE	1	-	10	2
JIAYUAN	1	-	50	-
JINCHENG	-	-	2	-
JINLANG, ZIPP, HORS, IVA, Ariic, figuretta motorcycles fat boy, btc, agm, lintex, razory, romet, motors	1	-	6	-
JINLANG, ZUNDAPP, XHODNA, APGmoto, COLIBRI, RAZORY, VIARELLI, SUMCO, FLEX TECH, IVA, TNT moto	-	-	15	-
JLAJI, HUATIAN, FEILING, TUTU, EPM, Mondid, KINGWAY, ROMET MOTORS	-	-	2	-
JMSTAR, SHENKE, HUIBANG, JONWAY, MOTORAN, MINELLI, LAPO MOTORS	1	-	5	-
JONWAY, SHENKE, HUIBANG, JMSTAR	2	-	3	1
JOYNER	-	-	-	2

Table 7 (cont)

Sales of new and used motorcycles by make or manufacturer: September and January - September 2018

Make	Motorcycles			
	September		January - September	
	new	used	new	used
K.T.M	-	-	2	1
KAWASAKI	22	4	222	48
KEEWAY	-	1	1	2
KENBO	-	-	2	-
KL	-	-	2	1
KTM	20	4	252	19
KWANG YANG	-	5	-	17
KYMCO	142	50	1,596	436
LAMBRETTA	-	-	9	1
LAVERDA	-	1	-	1
LIFAN, HONLEI, SKYGO, BISAN-LIFAN	-	-	7	-
LIFAN, SKYGO, HONLEI, BISAN-LIFAN, TRUVA, SALCANO, YUKI, RAMZEY, BRANSON, SUMCO, NEMO, XPLOERER, LEVO, ACONDA	-	-	17	-
LINGKEN	1	-	1	-
LINHAI, KUBA, LHY	-	-	8	7
LINHAI, KUBA, ONLINE, LHY	1	-	124	1
LML	-	-	1	1
LONCIN	-	-	1	-
LONCIN, KINLON, LONGTING, KUBA, YUKI, MONDIAL, STMAX, KANUNI, MOTORAN, ASYA, QUSWA, PUMAREX, RALLY USA, MOD, CCM	-	-	17	1
LONGJIA, ITALJET, ORCAL, BEELINE	1	-	12	-
LONGJIA, ITALJET, ORCAL, BEELINE, ROMET MOTORS, GEMINI, LEXMOTO, JAHANRO, VGA, DAYTONA MOTORS	1	-	17	-
LONGJIA, ORCAL, TNT MOTOR, BEELINE, VGA, ITALJET, GEMINI, lexmoto, Jahanro, italo, NECO	6	-	92	-
MALAGUTI	-	2	-	7
MBK	-	1	-	16
MELEX	-	-	12	-
MG MOTO	7	-	45	-
MGK HM	160	-	1,616	5
MINSK, ZONGSHEN, IRIBIS, MONDIAL, LEXMOTO, JUNAK, HONLEY, OVERBIKES	2	-	8	-
MODENAS	-	1	4	3
MONDIAL, PELPI INTERNATIONAL	1	-	4	-
MOTO GUZZI	1	-	22	4
MOTO GUZZI DI PIAGGIO & C.S.p.A.	-	-	5	-
MOTO S.P.A	-	-	11	-
MOTOBECANE	-	-	-	1
MOTO-ROMA	-	-	2	-
MV AGUSTA	-	-	7	1
MZ	-	-	1	-
MZ MOTORRAD	-	-	5	-
NIPPI	-	-	-	1
NIPPONIA	-	-	-	1
NORTON	-	-	-	1
ORCAL	1	-	3	-
PEUGEOT	12	3	156	15
PIAGGIO	488	36	5,218	382

Table 7 (cont)

Sales of new and used motorcycles by make or manufacturer: September and January - September 2018

Make	Motorcycles			
	September		January - September	
	new	used	new	used
PIAGGIO, APRILIA	-	-	1	-
PIONEER, LEXMOTO, PULSE, BULLIT, OMAKS, JHC, ASYA, MONDIAL, KUBA, ACE	-	-	4	-
PIONEER, LEXMOTO, PULSE, BULLIT, HERALD, WOTTAN, EURO MOTORS, VERVEMOTO, SP BIKE, EXPLORER, RIDE	1	-	3	-
POLARIS	1	2	60	4
POLINI	-	-	1	-
QINGQI	1	-	7	1
QINGQI, CLEVELAND CYCLEWERKS ACE, CLEVELAND ACE, CLEVELAND CYCLEWERKS ACE DELUXE	3	-	27	1
QINGQI, I-MOTO	-	-	1	-
QINGQI, KADIRGA	-	-	3	-
QINGQI, PIONEER, i-moto, SUPERBYKE, KENROD, QLINK, YUKI, SACHS-Bikes, DAYTONA	-	-	11	1
QINGQI, YUKI, KARCHER, DAYTONA, SINNIS, KREIDLER	1	-	12	1
QJ, QJIANG, KEEWAY, LEONE	-	-	4	-
QJ, QJIANG, KEEWAY, LEONE, KUBA, RKS, BENELLI, VENGO	1	-	3	-
QJ, QJIANG, KEEWAY, LEONE, KUBA, RKS, EMPIRE KEEWAY, BENELLI, TELL, KREIDLER, KSR MOTO, GENERIC, EXPLORER, RIDE	-	-	3	-
QJ, QJIANG, KEEWAY, LEONE, KUBA, RKS, GENERIC, EXPLORER, RIDE, VENGO	-	-	5	-
QJ, QJIANG, KEEWAY, LEONE, KUBA, RKS, TELL, EMPIRE KEEWAY, BENELLI, VENGO	9	-	176	-
QJ, QJIANG, KEEWAY, LEONE, KUBA, RKS, tell, VENGO	1	-	8	-
QJ, QJIANG, KEEWAY, LEONE, RKS, BENELLI, EMPIRE KEEWAY, KUBA	43	-	102	-
QJ, QJIANG, KEEWAY, LEONE, tell, KUBA, RKS, BENELLI, VENGO	6	1	88	1
QJIANG	-	-	2	-
QUADDY	-	-	1	1
QUADRO, QUADRO VEHICLES	-	-	6	2
REGAL-RAPTOR, CAJERO, AJS, YUK	-	1	-	2
RENAULT	-	-	-	1
RENLI	-	-	4	-
REVA	-	1	-	1
RIYA, HONLING, YAMAKOYO, TIANYING, GOES, SANYOU, BM, FUN BIKE, WOTTA	-	-	1	-
ROYAL ENFIELD	1	-	5	-
SANYANG	-	-	-	10
SANYOU, TARO, CHUANGTAI, GOES, JUNAK, WOTTAN, BARTON MOTORS, MAGPOWER, CAPIRELLI, OVERBIKES, PEDA	-	-	2	-
SHANYANG, ATLAS PANTHER, YAMAZUKI MOTO, MOTORKING, Hirlee, XB	3	-	59	-
SHARE'NGO, ZHIDOU	-	1	2	1
SHERCO	-	-	3	2
SHINERAY	-	-	6	2
SHINERAY, MASH, SCRAMBLER, MONDIAL, DERRACE	-	-	2	-
SHINERAY, MONDIAL, DAYTONA MOTORS, WK, ROMET MOTORS, MASH, M1NSK, WK BIKES	8	-	20	-
SINNIS	-	-	-	1

Table 7 (cont)

Sales of new and used motorcycles by make or manufacturer: September and January - September 2018

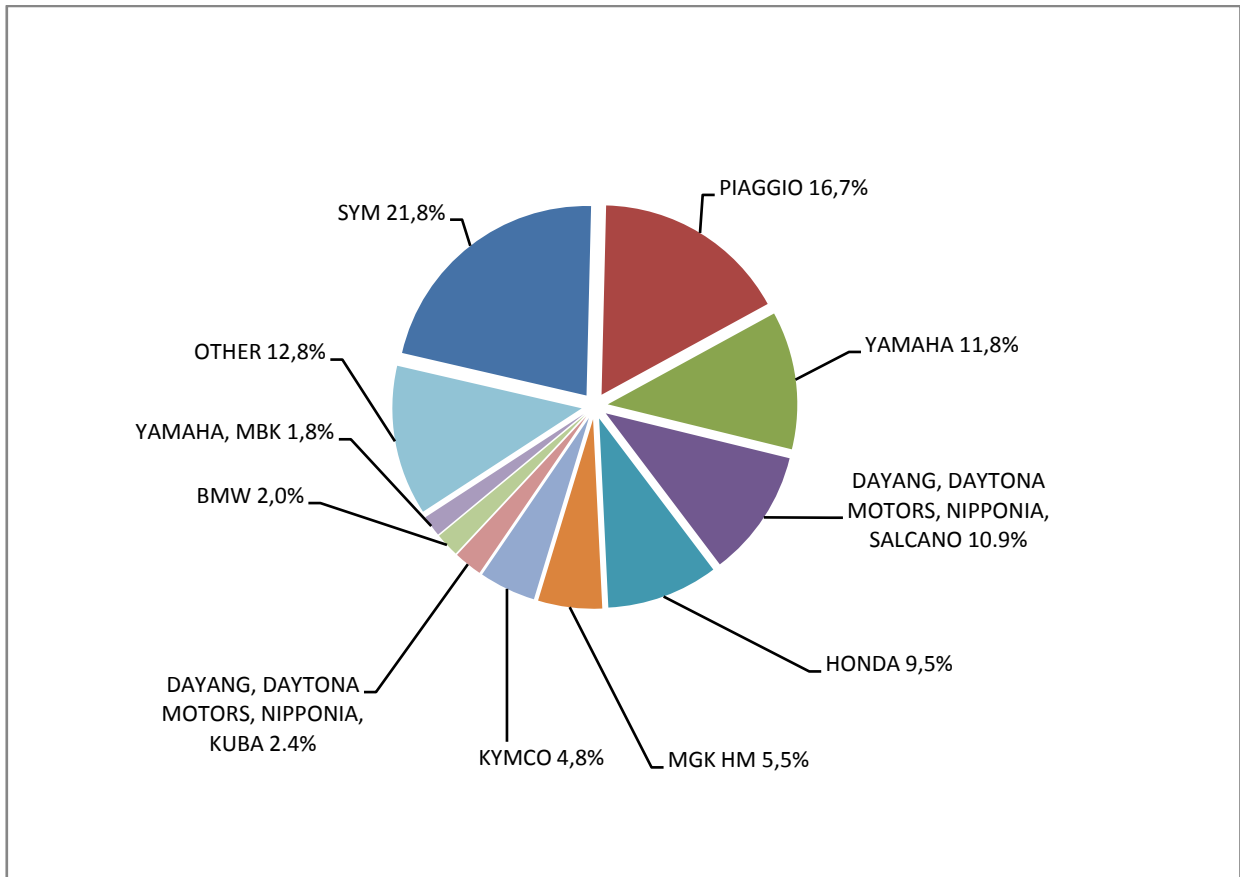
Make	Motorcycles			
	September		January - September	
	new	used	new	used
SKYTEAM, SACIN, METALCO, SOKUDO, BAZUKA, MINICO, MOTOS BORDOY, SUMCO, ROXON, CSR, MONKEY BIKES, FAZTEK	1	-	17	-
SKYTEAM, SASIN, CSR, METALCO, SOKUDO, BAZUKA, MINICO, MOTOSBASI	4	-	39	-
SUZUKI	39	8	358	160
SWM	-	-	3	-
SYM	638	12	6,104	115
TAYO, HAOJIANG, ZHONGYU, THUMP, THUMPSTAR, KIDEN, ZONTES, Junak, SENKE, TANNY, TYAN, ROMET	1	-	21	-
TAYO, HAOJIANG, ZHONGYU, THUMP, THUMPSTAR, KIDEN, ZONTES, Junak, SENKE, TANNY, TYAN, ROMET, ROMET MOTORS, ROUTER	8	-	8	-
TGB	-	-	-	1
TIANYING, RIYA, HONGYUNDA, TYM, HONLING, TAMCO, ALISON, DMK MOTORS, WLIE, LEEWAY, WLXQ, AP Gmoto, ALFA	3	-	46	-
TIANYING, RIYA, QISHENG, YAMAKOYO, HONGLING, ZIPP, TOROS, ROMET, ROMET MOTORS, ROUTER, VENTO, ASYA, BENYCO, BARA	-	-	4	-
TM RACING	2	-	3	-
TOMBERLIN	-	-	-	1
TRIUMPH	8	-	121	13
URAL	-	-	1	-
WANGYE, SANBEN, UM, KENOS, SUPERBYKE, MDC, MISTRAL, STREET ELEGANCE, 4WMOTO, RIVERO, VIKERS, ZIPP, SANLI, GOWINN	2	-	44	-
WANGYE, SANBEN, UM, MONDIAL, KENOS, SUPERBYKE, RIALLI, MDC, Street Elegance, 4WMOTO, MISTRAL, RIVERO, VIKERS	3	-	62	-
WENLING ZHENSHE	-	-	1	-
WONJAN, SAMADA	-	-	3	-
WUYANG	-	-	1	-
WUYI XINSHUN VEHICLE	-	-	-	1
XGJAO	-	-	5	-
XGJAO, YUAN, SKYJET, KAISAR	2	-	11	1
XGJAO, ZIPP, TOROS, ROMET, ROMET MOTORS, ROUTER, VEEROAD, DAYTONA MOTORS, GEMINI, MH MOTORCYCLES, MTG MOTORS	10	-	41	-
XINLING, HEROWAY, LEDOW	-	-	8	-
YAMAHA	345	66	2,382	669
YAMAHA, MBK	53	2	519	3
YIBEN, MEIDUO, VONROAD, WUBEN, NIM	1	-	2	-
YINGANG	-	-	1	-
YINGANG, BENYI, ROMET MOTORS, YUKI, ROUTER, MOTORAN, DAYTONA MOTORS, M1NSK, HAMACHI, KUBA, MONDIAL	9	-	46	-
YINGANG, BENYI, ROMET MOTORS, YUKI, ROUTER, MOTORAN, DAYTONA MOTORS, M1NSK, KUBA, MONDIAL	6	-	21	-
YINXIANG, KENBO	2	1	11	2
YINXIANG, KENBO, CHEETA, FEKON, VE	-	-	1	-

Table 7 (cont)

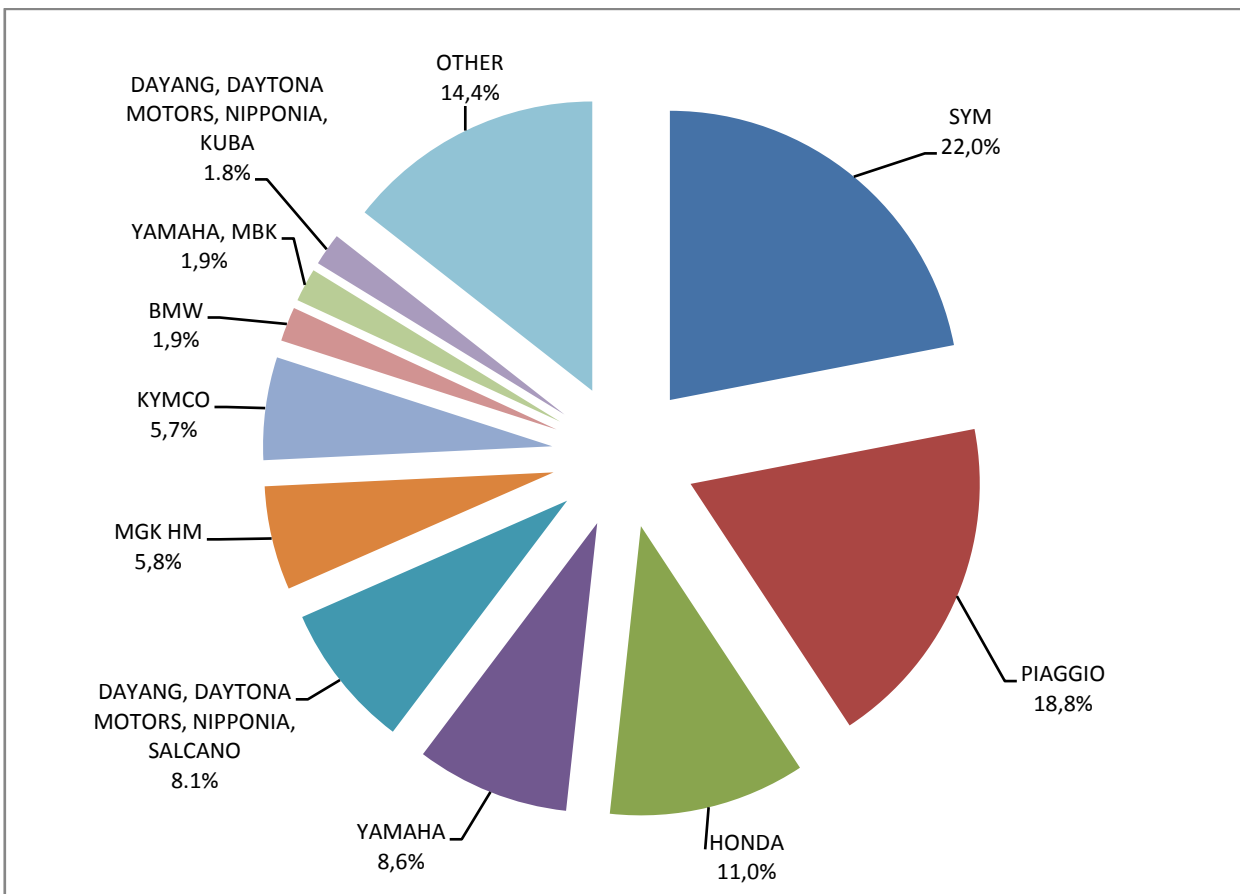
Sales of new and used motorcycles by make or manufacturer: September and January - September 2018

Make	Motorcycles			
	September		January - September	
	new	used	new	used
YINXIANG, KENBO, VENOM, CHEETA, ZIPP, NEMO, FEKON, ANATOLIA, CANBO	1	-	2	-
YINXIANG, MONDIAL, GEMINI, TCB	-	-	3	-
YINXIANG, KENBO, JLM, FEKON, RTM, HILTON, DAICHI, EHSAN, PARVAZ, PMS, ARSHAD, NATALI, SAHAR, MSM BRAVIA	-	-	2	-
YIYING, BENZHOU, EAGLE-GING, AIYUMO, RAZZO	-	-	-	1
ZERO ENGINEERIN	-	-	-	3
ZHONGNENG, ASYA, daDo, ZNEN, Baron	-	-	-	2
ZHONGNENG, ZNEN, AGM, AJS, YUKI, COLIBRI, EUROCKA, BTC, NOVA MOTORS, LEXMOTO, Actionbikes Motors	10	-	111	-
ZHONGNENG, ZNEN, AGM, AJS, YUKI, COLIBRI, EUROCKA, BTC, NOVA MOTORS, LEXMOTO, Actionbikes Motors, FLEX TECH	-	-	23	-
ZHONGNENG, ZNEN, AGM, AJS, YUKI, COLIBRI, EUROCKA, BTC, NOVA MOTORS, LEXMOTO	4	-	28	-
ZHONGNENG, ZNEN, DADO, DIRECT BIKES, GOWINN, VIVACOX, NECO, AGM, LEE, ASYA	-	-	2	1
ZONGSHEN	1	-	4	-
ZONGSHEN, ZIP STAR, Lexmoto, ICONE, VORTEX, M1NSK, MACBOR, MONDIAL, ROMET MOTORS	2	-	12	-
ZONGSHEN, ZIP STAR, PIAGGIO, HONLEY, LEXMOTO, MONDIAL, PULSE, OVERBIKES, XR HORIZONT, KTNS, DERRACE	-	-	12	-
ZONGSHEN, ZIP STAR, ZEALSUN, KENTOYA, MOTOROMA, PRONAR, KEEWAY, MOTOVELO, ASYA	-	-	20	1
ZONGSHEN, ZIP STAR, ZEALSUN, RYMCO	-	-	9	-
ZONGSHEN, ZIPSTAR, ICONE, JUNAK, Lexmoto, MH Motorcycles, MINSK, MONDIAL, ROMET MOTORS, SINNIS	-	-	2	-
ZONGSHEN, ZIPSTAR, ZEALSUN, KENTO	-	-	12	-
ZXMCO, ZHONGXING, BEWHEEL, TURBHO, RAZZO, MOTORAN, RABBIT MOTORS	-	-	1	-
TOTAL	2,930	287	27,797	2,821

Graph 13. Sales of new motorcycles (September 2018)



Graph 14. Sales of new motorcycles (January - September 2018)



EXPLANATORY NOTES

Survey on the issuing of new road motor vehicle circulation licenses	The survey on the issuing of new motor vehicle circulation licenses is a census survey. The released data give information, at country level, on the brand and type of the motor vehicle, as well as whether it is new or used. The survey does not include vehicles that move on rails, trolley busses, agricultural tractors and machinery. In addition, the following are excluded: all motor vehicles of the Armed Forces, Police, Fire Brigade, State Services, Diplomatic Corps, Foreign Missions, and Invalids of Wars, as well as motorcycles with a cylinder capacity less than 50 cc.
Legal basis	Law 3832/2010
Reference Period	September 2018
Coverage	The production of monthly data is based on the registers held by the Ministry of Infrastructure, Transport and Networks, which records all the monthly changes observed in the vehicle registration licenses at country level.
Definitions	<p>Road motor vehicle is any vehicle that, irrespective of the number of wheels, is moved by an engine and is designed to transport persons or cargo or both of them, either they are on the same single vehicle or on a trailer carried by the main motor vehicle.</p> <p>New road motor vehicle is any motor vehicle that is registered for the first time in Greece during the reference month and has not been put into circulation in any other country.</p> <p>Used motor vehicle is any motor vehicle that is registered for the first time in Greece and has been imported as a used one from abroad</p> <p>Passenger motor vehicle: it is a motor vehicle designed to carry mostly people, having no more than 9 seats, including the driver's seat.</p> <p>Bus: it is a motor vehicle, which is designed to carry mostly people, having more than 10 seats, including the driver's seat. (In the corresponding tables of this Press Release, this category also includes articulated buses.)</p> <p>Lorry: it is motor vehicle designed to carry mostly cargo. (In the corresponding tables of this Press Release, this category also includes tractors, tow trucks, articulated tractors, and trucks with trailers).</p> <p>Motorcycle: any two-wheeled motor vehicle, with or without sidecar, with maximum authorized design speed over 45 km/h, or in case it is powered by a combustion engine, with a cylinder capacity of 50 cc or over (In the corresponding tables of this Press Release, this category also includes the three-wheeled motor vehicles – motor tricycles).</p> <p>Tricycle motor vehicle: it is a motor vehicle with three symmetrical wheels with maximum authorized design speed over 45 km/h, or in case it is powered by a combustion engine, with a cylinder capacity over the 50 cc. This category also includes four-wheel vehicles, except the light four-wheel motorcycles, whose empty vehicle tare (excluding the weight of the fuel or mixture of fuel-oil or the weight of the batteries for electric cars) is up to 400 kg in the case the vehicle is designed for passenger use or up to 550 kg in case the vehicle is designed to carry cargo and whose engine is up to 15KW.</p>
Methodology	Exhaustive Survey. The primary data derive from the Ministry of Infrastructure, Transport and Networks and are based on the issuing of new circulation licenses as they are registered by the Regional Offices for Transport and Communications.
References	More information (graphs, tables) concerning the survey on the issuing of new motor vehicle circulation licenses are available on the webpage of ELSTAT, www.statistics.gr , under the link http://www.statistics.gr/en/statistics/-/publication/SME24/