



PRESS RELEASE

ISSUING OF MOTOR VEHICLE LICENSES: AUGUST 2018

The Hellenic Statistical Authority announces that in August 2018, 14,434 road motor cars (both new and used from abroad) were put into circulation for the first time, recording a 36.8% increase compared with the corresponding month of 2017 when the number of road motor cars was 10,549. In August 2017, a 31.3% increase had been observed in comparison with the corresponding month of 2016 (Table 1, Graphs 1,2,3,5). A total number of 8,171 new cars were put into circulation in August 2018 compared with 5,643 in August 2017, recording a 44.8% increase.

The new motorcycles (over 50cc) that were put into circulation for the first time in August 2018 amounted to 3,112, against 2,612 in 2017, thus recording a 19.1% increase. In August 2017, a 19.9% decrease had been observed in comparison with the corresponding month of 2016 (Table 1, Graph 4). Out of the above motorcycles 2,834 were new, while the corresponding figure in August 2017 was 2,356, recording a 20.3% increase.

During the period January - August 2018, 141,076 road motor cars (both new and used from abroad) were put into circulation for the first time, representing an increase of 28.1% compared to the corresponding period of 2017 when the number of road motor cars was 110,137. During the period January - August 2017 an increase of 19.4% had been observed in comparison with the corresponding period of 2016 (Table 3, Graphs 6,7). Out of the above number of road motor cars that were put into circulation, from January to August 2018, 84,083 were new, while the corresponding number during the respective period of 2017 was 68,808, recording an increase of 22.2%.

During the period January - August 2018 the circulation of new motorcycles (over 50cc) amounted to 27,401 against 22,467 in 2017, thus representing a 22.0% increase. A decrease of 22.0% had been observed during the period January - August 2017 in comparison with the corresponding period of 2016 (Table 3, Graphs 6,7). A total number of 24,867 new motorcycles were put into circulation, from January to August 2018, compared with 20,401 during the corresponding period of 2017, recording a 21.9% increase.

Information:

Trade and Services Statistics Division

Transport, Communications and Mass Media Section

Konstantinos Menexes

Tel: +30 213 135 2500

FAX: +30 213 135 2496

E-mail : k.menexes@statistics.gr

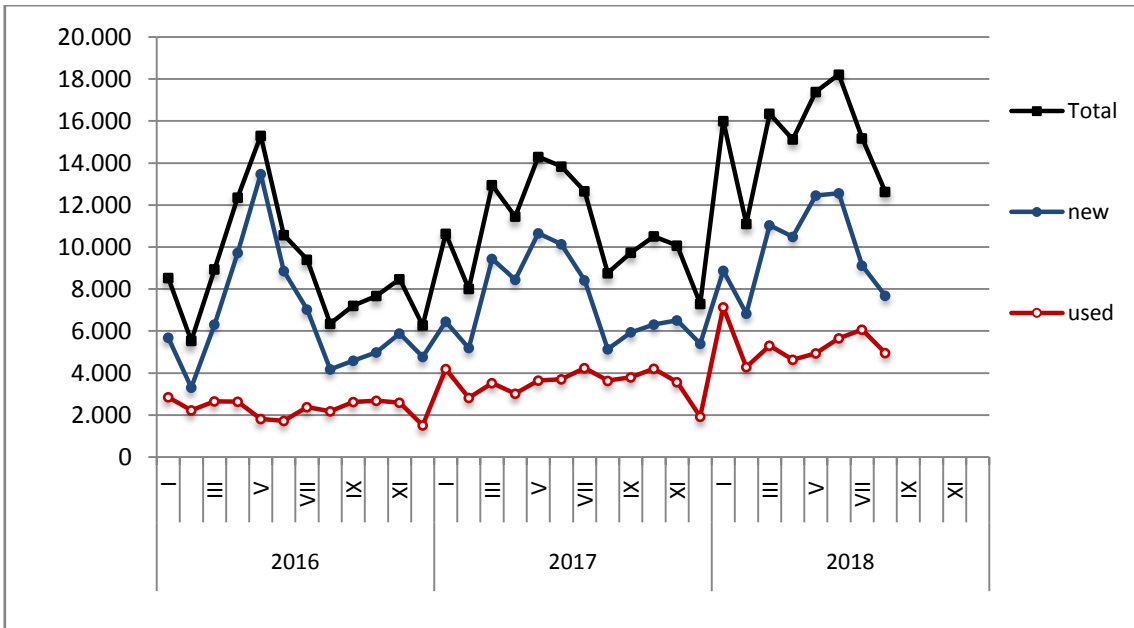
Table 1. Road motor vehicles, both new and used, put into circulation for the first time in Greece: August 2016 - 2018

Category of Road Motor Vehicles	August									Change (%)					
	2016			2017			2018			2017/2016			2018/2017		
	Total	New	Used	Total	New	Used	Total	New	Used	Total	New	Used	Total	New	Used
Greece, total															
Road Motor Vehicles,total	11,295	7,648	3,647	13,161	7,999	5,162	17,546	11,005	6,541	16.5%	4.6%	41.5%	33.3%	37.6%	26.7%
1. Road motor cars	8,035	4,637	3,398	10,549	5,643	4,906	14,434	8,171	6,263	31.3%	21.7%	44.4%	36.8%	44.8%	27.7%
Passenger Cars	6,350	4,168	2,182	8,763	5,130	3,633	12,636	7,681	4,955	38.0%	23.1%	66.5%	44.2%	49.7%	36.4%
Buses	79	21	58	56	14	42	99	17	82	-29.1%	-33.3%	-27.6%	76.8%	21.4%	95.2%
Lorries	1,606	448	1,158	1,730	499	1,231	1,699	473	1,226	7.7%	11.4%	6.3%	-1.8%	-5.2%	-0.4%
2. Motorcycles > 50 cc	3,260	3,011	249	2,612	2,356	256	3,112	2,834	278	-19.9%	-21.8%	2.8%	19.1%	20.3%	8.6%
Prefecture of Attica															
Road Motor Vehicles,total	4,865	3,934	931	5,637	4,221	1,416	8,132	6,096	2,036	15.9%	7.3%	52.1%	44.3%	44.4%	43.8%
1. Road motor cars	3,773	2,858	915	4,809	3,411	1,398	7,100	5,096	2,004	27.5%	19.3%	52.8%	47.6%	49.4%	43.3%
Passenger Cars	3,329	2,622	707	4,353	3,150	1,203	6,623	4,871	1,752	30.8%	20.1%	70.2%	52.1%	54.6%	45.6%
Buses	38	14	24	20	3	17	36	1	35	-47.4%	-78.6%	-29.2%	80.0%	-66.7%	105.9%
Lorries	406	222	184	436	258	178	441	224	217	7.4%	16.2%	-3.3%	1.1%	-13.2%	21.9%
2. Motorcycles > 50 cc	1,092	1,076	16	828	810	18	1,032	1,000	32	-24.2%	-24.7%	12.5%	24.6%	23.5%	77.8%

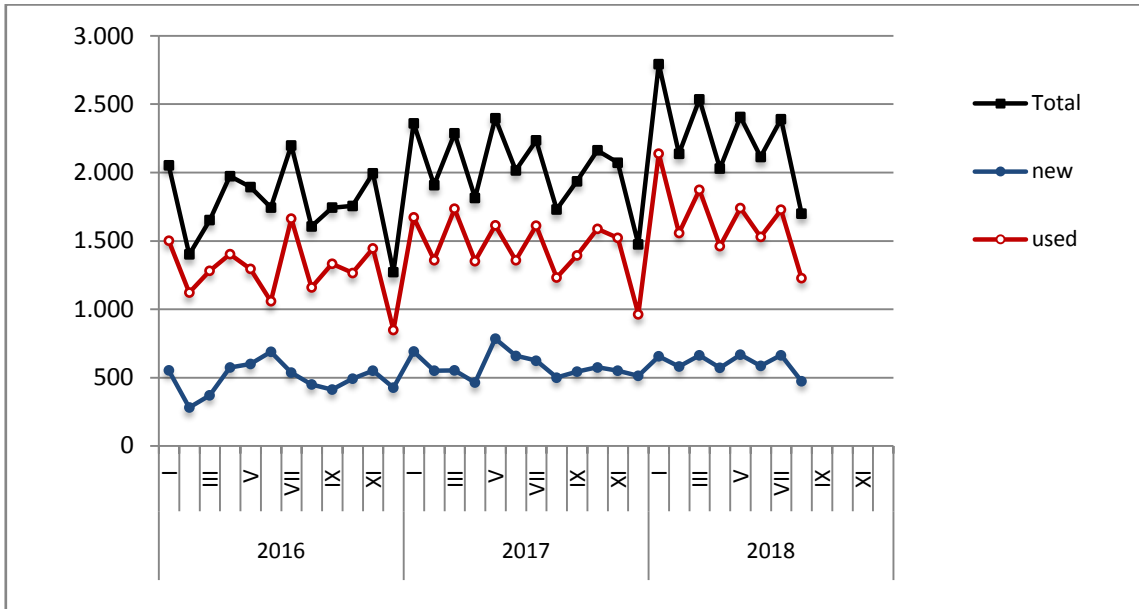
Table 2. Road motor vehicles, both new and used, put into circulation for the first time in Greece: September 2016 - August 2018

Category of Road Motor Vehicles	Average Sep. 2016 - Aug. 2017			Average Sep. 2017 - Aug. 2018			Change (%)		
							Average Sep. 2017 - Aug. 2018 / Average Sep. 2016 - Aug. 2017		
	Total	New	Used	Total	New	Used	Total	New	Used
Greece, total									
Road Motor Vehicles,total	15,381	10,497	4,884	18,603	11,981	6,622	20.9%	14.1%	35.6%
1. Road motor cars	12,233	7,578	4,655	15,553	9,204	6,349	27.1%	21.5%	36.4%
Passenger Cars	10,186	7,007	3,179	13,303	8,601	4,702	30.6%	22.7%	47.9%
Buses	88	14	74	104	17	87	18.2%	21.4%	17.6%
Lorries	1,959	557	1,402	2,146	586	1,560	9.5%	5.2%	11.3%
2. Motorcycles > 50 cc	3,148	2,919	229	3,050	2,777	273	-3.1%	-4.9%	19.2%

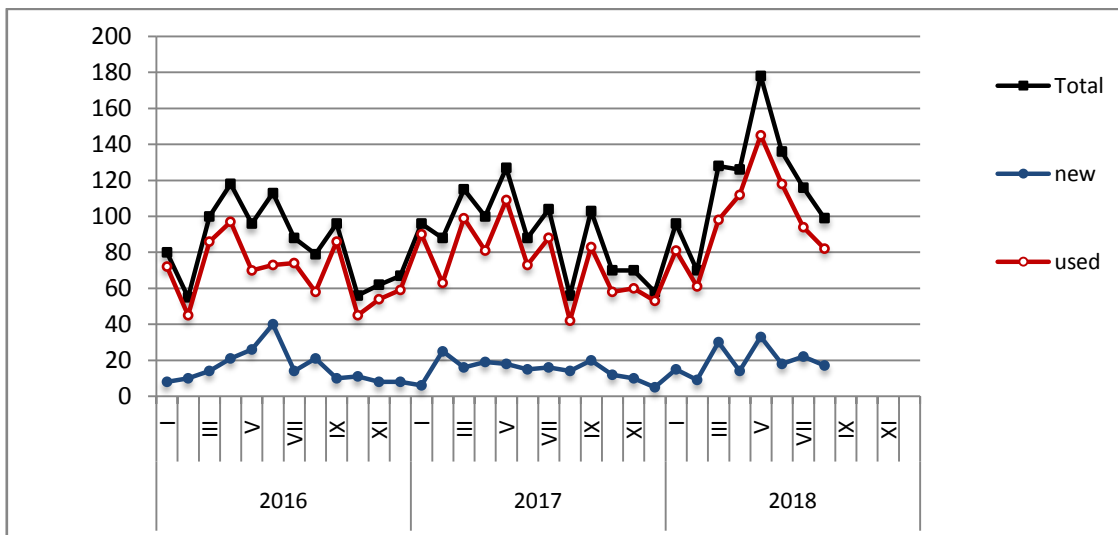
Graph 1: Passenger Cars (January 2016 - August 2018)



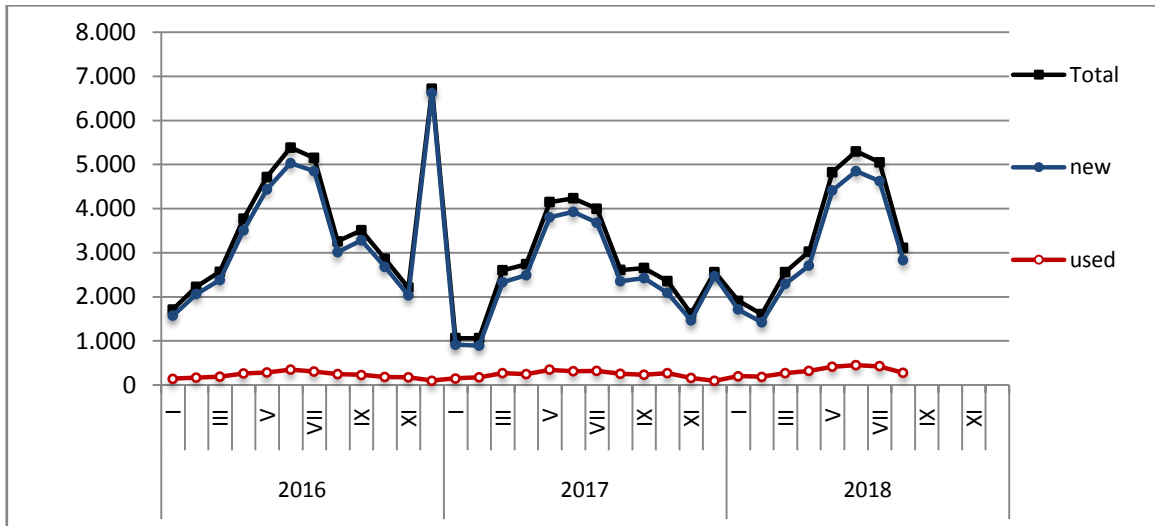
Graph 2: Lorries (January 2016 - August 2018)



Graph 3: Buses (January 2016 - August 2018)



Graph 4: Motorcycles (January 2016 - August 2018)



Graph 5: New Registrations of Motor Vehicles (August 2018)

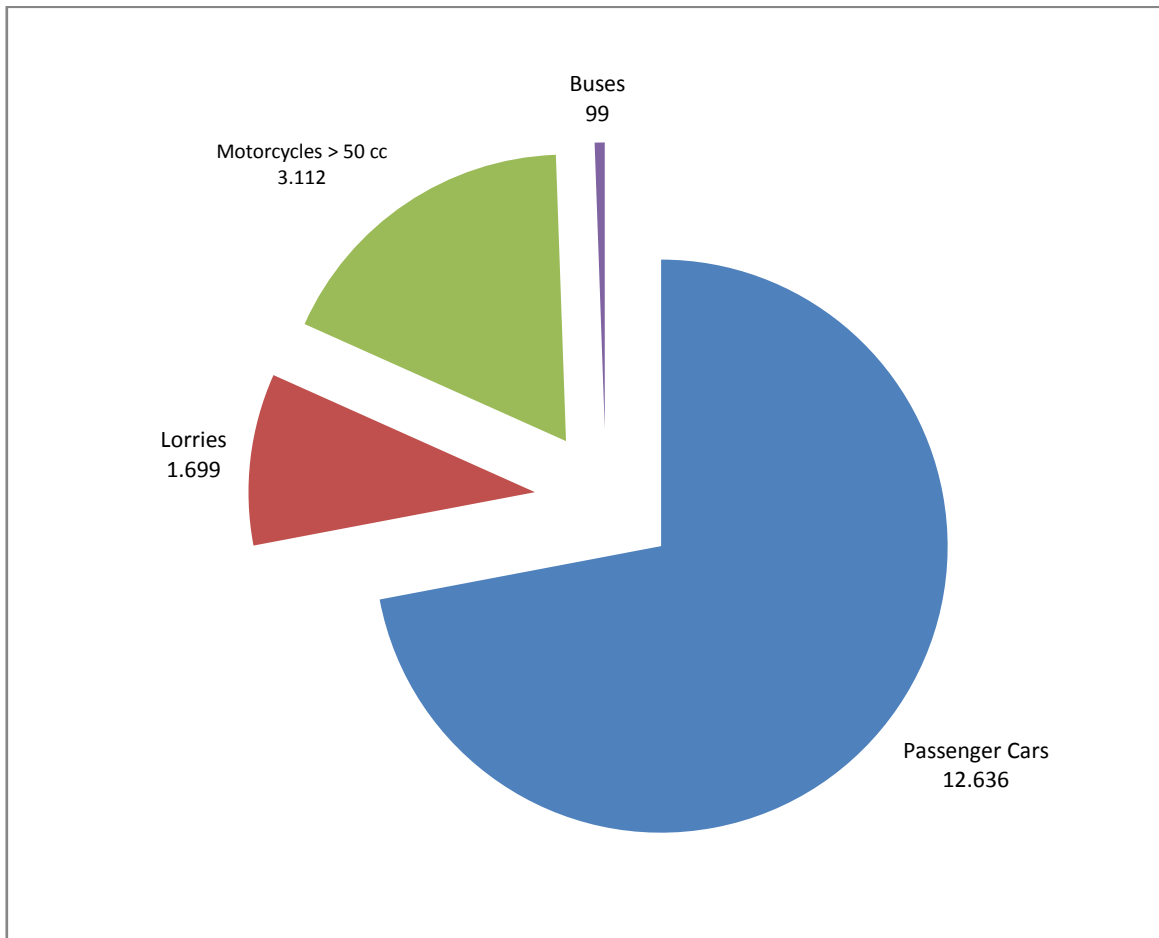
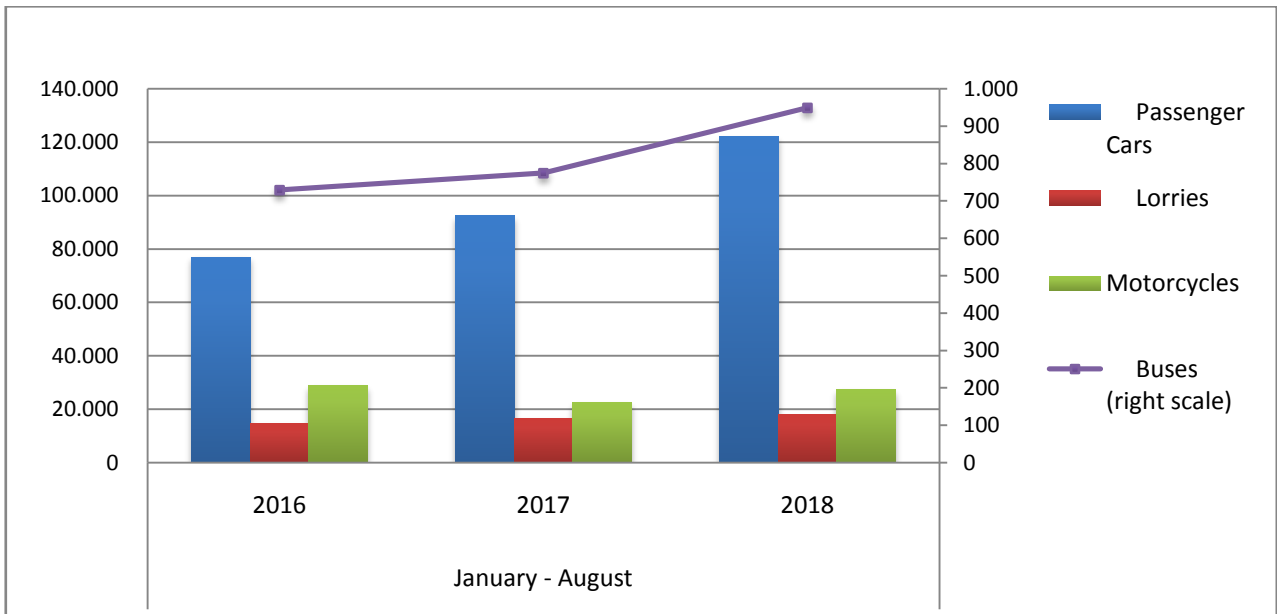


Table 3. Road motor vehicles, both new and used, put into circulation for the first time in Greece: Jan. 2016 - Aug. 2018

Category of Road Motor Vehicles	January - August									Change (%)					
	2016			2017			2018			2017/2016			2018/2017		
	Total	New	Used	Total	New	Used	Total	New	Used	Total	New	Used	Total	New	Used
Greece, total															
Road Motor Vehicles, total	121,053	89,628	31,425	132,604	89,209	43,395	168,477	108,950	59,527	9.5%	-0.5%	38.1%	27.1%	22.1%	37.2%
1. Road motor cars	92,252	62,764	29,488	110,137	68,808	41,329	141,076	84,083	56,993	19.4%	9.6%	40.2%	28.1%	22.2%	37.9%
Passenger Cars	77,003	58,567	18,436	92,617	63,864	28,753	122,020	79,072	42,948	20.3%	9.0%	56.0%	31.7%	23.8%	49.4%
Buses	729	154	575	774	129	645	949	158	791	6.2%	-16.2%	12.2%	22.6%	22.5%	22.6%
Lorries	14,520	4,043	10,477	16,746	4,815	11,931	18,107	4,853	13,254	15.3%	19.1%	13.9%	8.1%	0.8%	11.1%
2. Motorcycles > 50 cc	28,801	26,864	1,937	22,467	20,401	2,066	27,401	24,867	2,534	-22.0%	-24.1%	6.7%	22.0%	21.9%	22.7%
Prefecture of Attica															
Road Motor Vehicles, total	63,710	54,760	8,950	67,203	54,269	12,934	85,226	66,103	19,123	5.5%	-0.9%	44.5%	26.8%	21.8%	47.9%
1. Road motor cars	52,674	43,926	8,748	58,462	45,788	12,674	74,204	55,492	18,712	11.0%	4.2%	44.9%	26.9%	21.2%	47.6%
Passenger Cars	48,500	41,817	6,683	53,199	43,022	10,177	68,683	52,961	15,722	9.7%	2.9%	52.3%	29.1%	23.1%	54.5%
Buses	252	70	182	266	67	199	365	65	300	5.6%	-4.3%	9.3%	37.2%	-3.0%	50.8%
Lorries	3,922	2,039	1,883	4,997	2,699	2,298	5,156	2,466	2,690	27.4%	32.4%	22.0%	3.2%	-8.6%	17.1%
2. Motorcycles > 50 cc	11,036	10,834	202	8,741	8,481	260	11,022	10,611	411	-20.8%	-21.7%	28.7%	26.1%	25.1%	58.1%

Graph 6. New Motor Vehicles Circulation Licenses: January 2016 - August 2018



Graph 7. New Registrations of Motor Vehicles January - August 2018

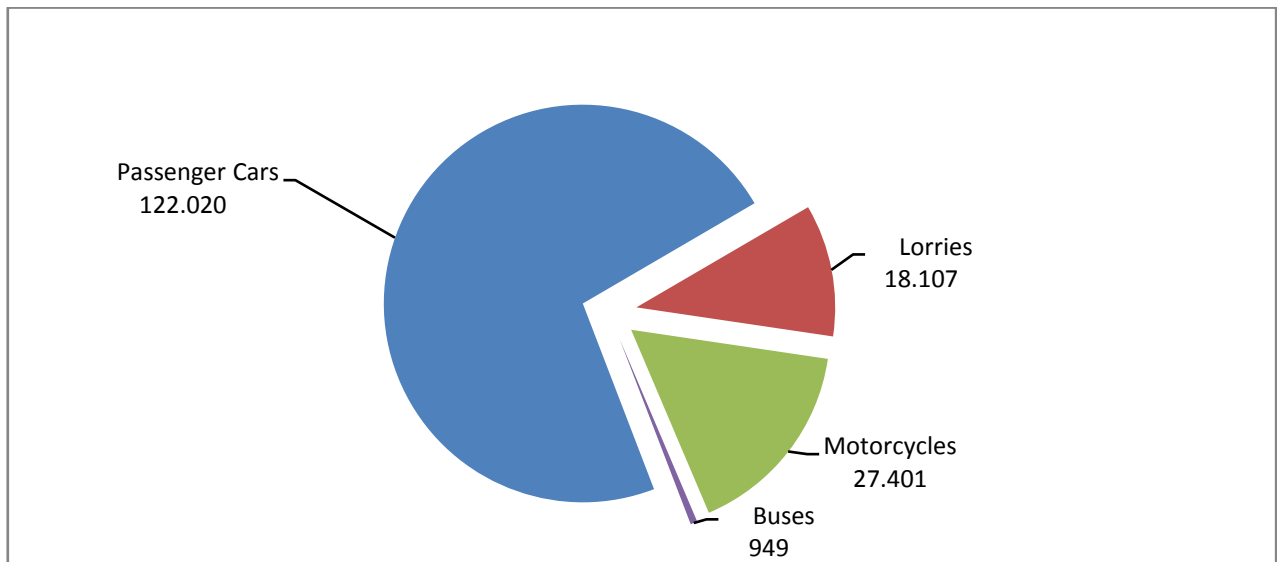


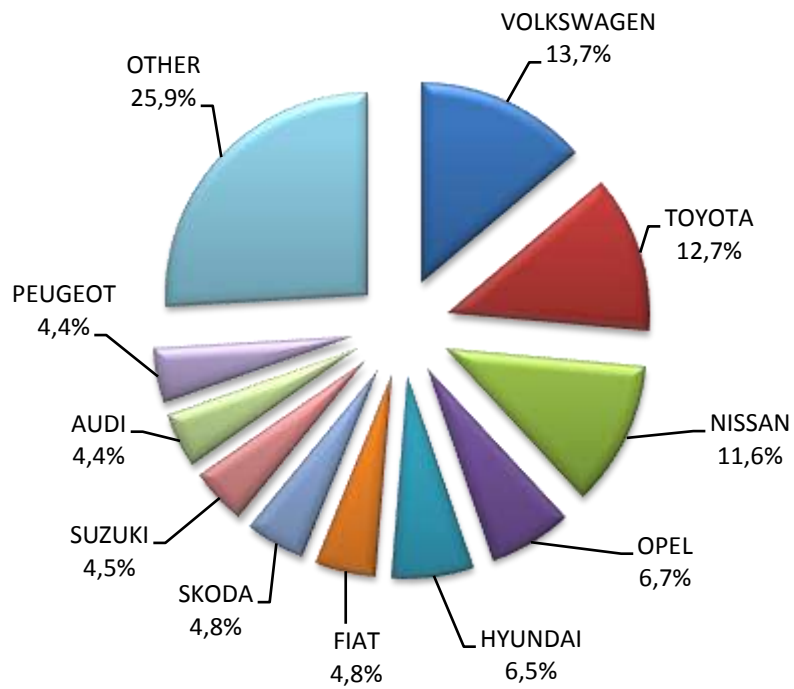
Table 4
Sales of new and used passenger cars by make: August 2018 and January - August 2018

Make	Passenger cars			
	August		January - August	
	new	used	new	used
ALFA LANCIA	-	-	-	1
ALFA ROMEO	21	33	359	291
ASTON MARTIN	-	-	1	1
AUDI	335	43	2,147	352
AUSTIN	-	-	-	3
AUTO RIBEIRO	2	-	2	-
AUTOBIANCHI	-	1	-	4
BENTLEY	2	-	3	1
BMW	139	37	1,847	401
BRM	-	-	-	4
CADILLAC	-	-	-	3
CARAVANS INTERNATIONAL	-	-	-	1
CHANGA CO	-	-	-	1
CHEVROLET	-	79	1	746
CHRYSLER	-	-	-	11
CITROEN	268	185	3,848	1,720
DACIA	68	14	1,019	145
DACIA, RENAULT	-	-	-	1
DAEWOO	-	2	-	13
DAIHATSU	-	51	-	413
DE TOMASO	-	-	-	1
DETHLEFFS	-	4	-	35
DODGE	-	-	-	4
DR MOTOR	-	-	-	1
DS	2	-	2	-
FERRARI	-	1	-	7
FIAT	368	331	5,837	2,898
FIAT-IVECO	-	-	-	1
FORD	242	316	2,835	2,844
HONDA	47	94	464	766
HYUNDAI	502	183	4,592	1,858
ISUZU	-	-	-	1
IVECO	-	-	-	1
IVECO HOBBY	-	-	-	1
JAGUAR	8	1	82	23
JEEP	95	6	896	32
KIA	201	69	2,364	562
KTM	-	-	-	1
LADA	-	-	-	2
LAMBORGHINI	-	-	-	1
LANCIA	-	30	-	242
LAND ROVER	7	12	123	126
LEXUS	6	1	38	12
LEYLAND MOKE	-	-	-	1
LINCOLN	-	-	-	1
LMC	-	-	1	-
LOTUS	-	1	-	2

Table 4 (cont)
Sales of new and used passenger cars by make: August 2018 and January - August 2018

Make	Passenger cars			
	August		January - August	
	new	used	new	used
MARTIN	-	-	-	2
MASERATI	1	-	6	4
MAZDA	-	40	2	364
MERCEDES	160	176	2,600	1,496
MERCEDES Z.MANTOS	5	-	39	-
MG	-	-	-	2
MINI	70	33	1,064	310
MITSUBISHI	40	64	211	571
MORGAN	-	-	-	2
NISSAN	894	336	6,724	2,752
OPEL	513	659	5,167	5,535
PEUGEOT	335	170	6,350	1,558
PEUGEOT AUTO RIBEIRO	-	-	118	1
PONTIAC	-	-	-	1
PORSCHE	6	8	59	62
RANGE ROVER	-	-	1	6
RENAULT	303	215	3,280	1,938
RIMOR, XGO, BLUCAMP, KENTUCKY CAMP, AHORN	-	-	1	-
ROVER	-	-	-	1
SAAB	-	2	-	11
SEA / MOBILVETTE	-	3	-	10
SEAT	142	42	2,297	332
SECMA	-	-	2	-
SKODA	367	48	2,809	566
SMART	41	209	424	1,893
SSANGYONG	-	-	26	7
SUBARU	8	1	40	46
SUZUKI	348	186	4,600	1,558
TATA	-	-	-	2
TESLA	-	-	2	1
TOYOTA	973	1,042	8,331	8,603
TRIUMPH	-	-	-	4
VOLKSWAGEN	1,056	212	7,384	1,672
VOLVO	106	15	1,074	103
TOTAL	7,681	4,955	79,072	42,948

Graph 8. Sales of new passenger cars by make (August 2018)



Graph 9. Sales of new passenger cars by make (January - August 2018)

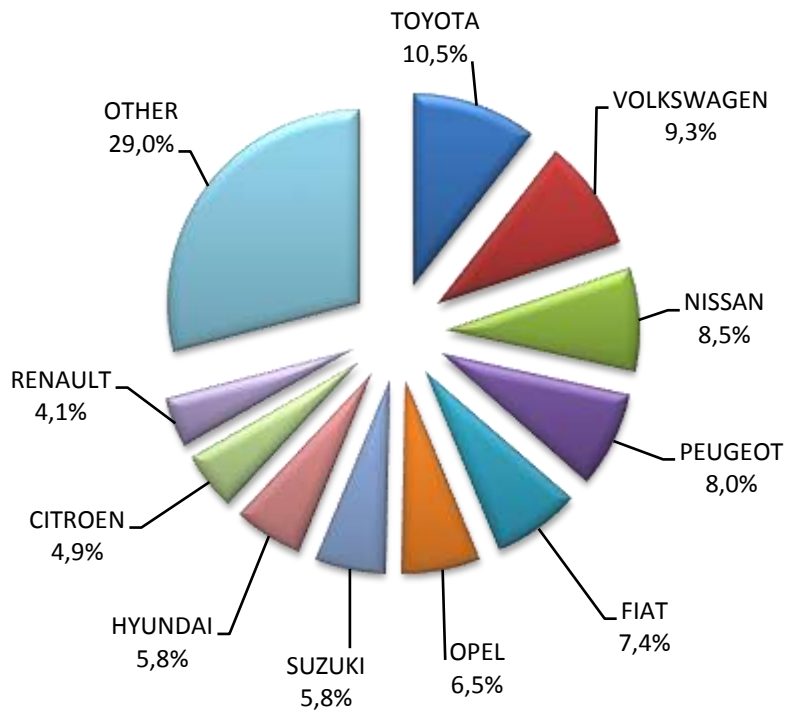


Table 5
Sales of new and used lorries by make: August 2018 and January - August 2018

Make	Lorries			
	August		January - August	
	new	used	new	used
BMW	-	-	-	2
CADILLAC	-	-	-	1
CHEVROLET	-	-	-	1
CHRYSLER	-	-	-	4
CITROEN	13	42	277	407
DACIA	10	3	60	19
DAEWOO	-	-	-	1
DAF	-	21	6	241
DAF A. KAOUSSIS SA	1	-	1	-
DAF TECMEC A.E.B.E.	-	-	2	-
DAF A. & I. ΔΕΡΒΙΣΗ Ο.Ε	-	-	1	-
DAF ΑΝΔΡΕΑΣ ΚΑΡΚΑΓΓΕΛΗΣ	-	-	-	1
DAF Σ.ΤΣΙΛΙΜΠΑΡΗΣ & ΣΙΑ Ε.Ε.	1	-	1	-
DAF ΤΑΞΙΑΡΧΟΥ	-	-	1	-
DAIHATSU	-	2	-	7
DENNIS EAGLE	-	-	-	1
DODGE	-	-	-	5
FIAT	60	149	692	1,618
FIAT A. KAOUSSIS SA	-	-	1	-
FIAT DYNA TRAILERS S.A.	-	-	2	-
FIAT VEICOLI BLINDATI NOM S.R.L	-	-	2	-
FIAT ΤΑΞΙΑΡΧΟΥ	-	-	2	-
FIAT-IVECO	-	5	1	49
FORD	73	123	817	1,325
FORD A. KAOUSSIS SA	1	-	4	-
FORD STATHIS	-	-	-	1
GINAF	-	-	-	1
GONOW	-	-	-	1
GREAT WALL MOTOR	-	1	-	3
HONDA	-	-	-	1
HYUNDAI	-	5	1	52
INTRALL POLSKA	-	-	-	1
ISUZU	9	15	135	151
ISUZU ΗΦΑΙΣΤΟΣ ΣΤΕΦΑΝΟΣ	1	-	4	-
ISUZU ΘΕΟΧΑΡΗΣ ΝΤΟΥΝΑΣ	-	-	1	-
IVECO	-	21	8	180
IVECO A. KAOUSSIS SA	2	-	2	-
IVECO KOSKERIDIS	-	-	1	-
IVECO ΗΦΑΙΣΤΟΣ ΣΤΕΦΑΝΟΣ	6	-	8	-
IVECO MAGIRUS	-	-	-	26
KIA	-	1	-	5
LADA	-	-	-	1
LAND ROVER	-	3	-	11
MAHINDRA	-	-	-	2

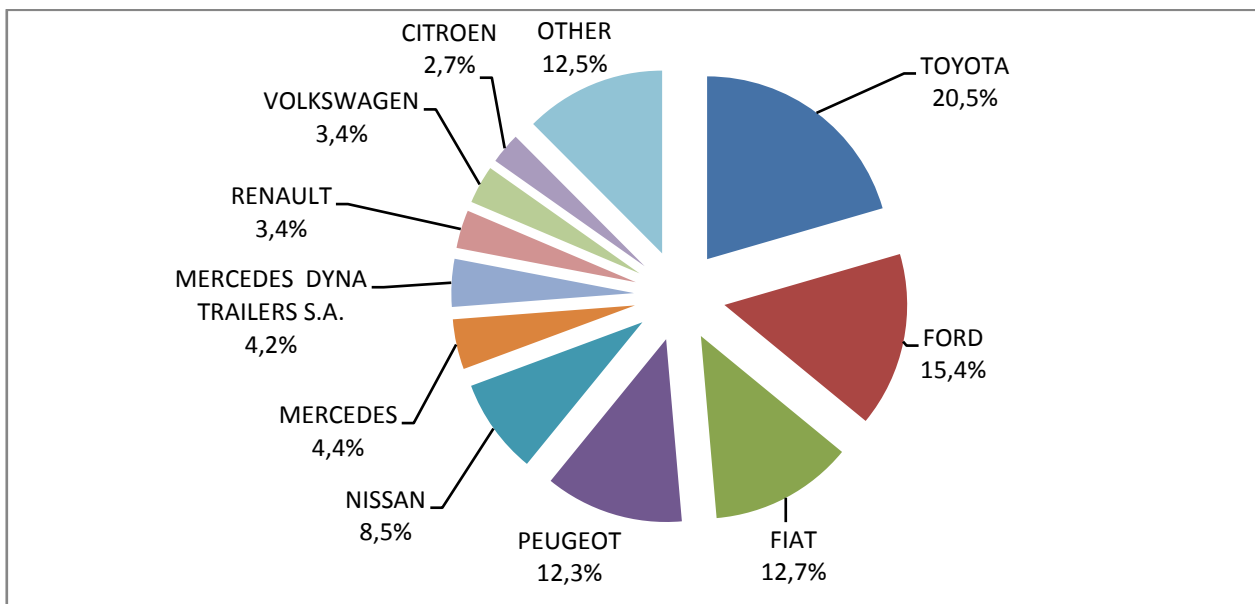
Table 5 (cont)
Sales of new and used lorries by make: August 2018 and January - August 2018

Make	Lorries			
	August		January - August	
	new	used	new	used
MAN	-	47	9	480
MAN A. KAOUSSIS SA	-	-	10	-
MAN DYNA TRAILERS S.A.	-	-	5	-
MAN MECCANICA	-	-	-	1
MAN NEXTRA EVOLUTION	2	-	2	-
MAN B.ΚΑΡΑΒΙΑΣ & Ε.ΞΕΝΙΟΣ - ΚΑΞΕΚΩ Ο.Ε	-	-	1	-
MAN ΕΥΓΕΝΕΙΑΔΟΥ ΜΑΡΙΑ & ΣΙΑ Ο.Ε.	-	-	3	-
MAN ΖΑΚΟΣ GROUP Α.Β.Ε.Ε.	-	-	2	-
MAN ΤΑΞΙΑΡΧΟΥ	-	-	1	-
MAZDA	-	18	2	230
MERCEDES	21	245	231	2,950
MERCEDES Α&Ι ΔΕΡΒΙΣΗΣ	-	-	-	2
MERCEDES Α. ΚΑΟΥΣΣΙΣ ΣΑ	-	-	25	-
MERCEDES CONTRUCK MECHANICA	-	-	3	-
MERCEDES DENNIS EAGLE	-	-	-	1
MERCEDES DYNA TRAILERS S.A.	20	1	57	1
MERCEDES F.X. MEILLER	-	-	-	1
MERCEDES RAUSCH GMBH & CO KG	-	-	-	1
MERCEDES SMYRLIADIS	1	-	2	-
MERCEDES ΘΕΟΧΑΡΗΣ ΝΤΟΥΝΑΣ	1	-	22	-
MERCEDES Σ.ΜΑΡΚΕΤΟΣ - Κ.ΤΑΛΛΑΡΟΣ ΕΠΕ	-	-	1	-
MERCEDES ΤΑΞΙΑΡΧΟΥ	-	-	1	-
MERCEDES ΤΣΙΛΙΜΠΑΡΗΣ ΣΠ. & ΣΙΑ Ε.Ε.	-	-	1	-
MINI	8	47	131	488
MINI Α. ΚΑΟΥΣΣΙΣ ΣΑ	-	-	4	-
MINI DYNA TRAILERS S.A.	1	-	2	-
MINI NEXTRA EVOLUTION	-	-	1	-
MINI ΚΟΣΚΕΡΙΔΙΣ	-	-	1	-
MINI ΤΑΞΙΑΡΧΟΥ	-	-	1	-
NISSAN	40	96	410	894
NISSAN THEODORIDIS TANK S.M.P.C.	-	-	3	-
NISSAN ΝΤΟΥΝΑΣ ΘΕΟΧΑΡΗΣ	-	-	1	-
OAF	-	-	-	3
OPEL	7	56	105	643
PEUGEOT	58	41	536	374
PFAU	-	1	-	7
PIAGGIO	4	2	22	39
PIAGGIO NEXTRA EVOLUTION	-	-	1	-
PIAGGIO ΧΡ. ΝΕΖΗΣ & ΣΙΑ	-	-	1	-
PIAGGIO & C SPA Α. ΚΑΟΥΣΣΙΣ ΣΑ	-	-	4	-
PSAUS	-	-	-	1

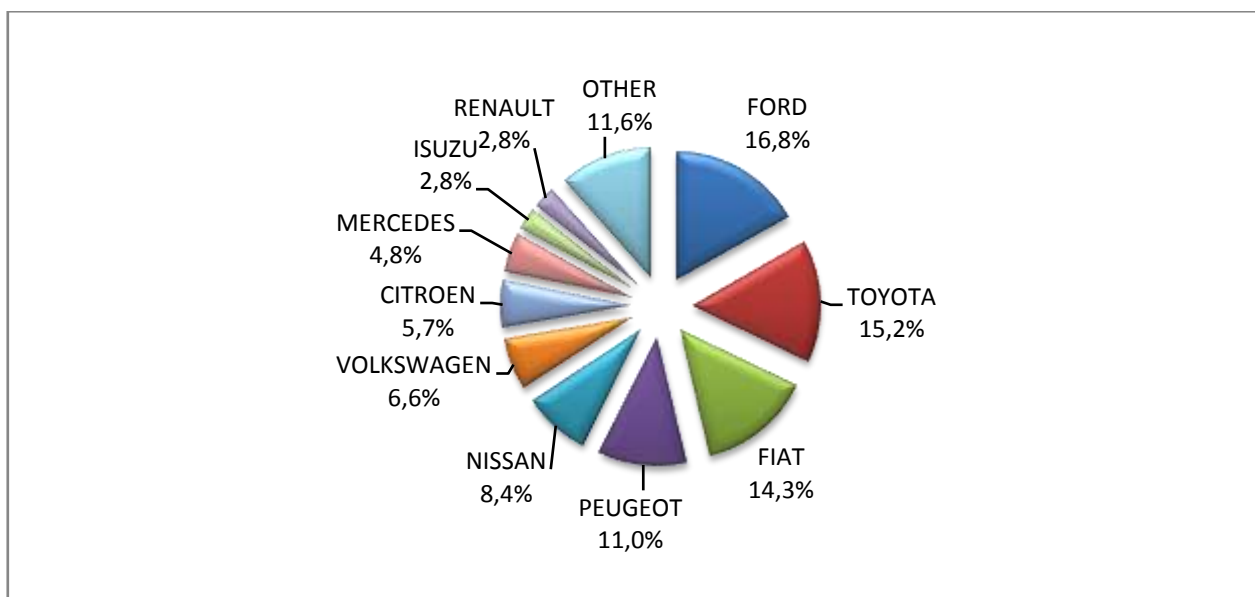
Table 5 (cont)
Sales of new and used lorries by make: August 2018 and January - August 2018

Make	Lorries			
	August		January - August	
	new	used	new	used
RAM	-	-	-	1
RENAULT	16	65	134	755
RENAULT ΑΡΜΑ ΠΑΝΤΕΛΙΔΗΣ	-	-	-	1
ROVER	-	-	-	5
SCAM SRL	-	-	-	1
SCANIA	3	27	8	308
SCANIA A. KAOUSSIS SA	-	-	5	-
SEAT	-	2	-	14
SKODA	-	4	-	46
SSANGYONG	-	-	1	5
STEYER	-	-	-	3
SUZUKI	-	2	-	11
TATA	-	-	-	2
TERBERG	-	-	-	1
TOYOTA	97	40	739	512
VOLKSWAGEN	16	69	318	761
VOLKSWAGEN ΓΕΟΧΑΡΗΣ ΝΤΟΥΝΑΣ	-	-	1	-
VOLVO	1	72	13	592
VOLVO A. KAOUSSIS SA	-	-	1	-
VOLVO DYNA TRAILERS S.A.	-	-	1	-
VOLVO A. & I. ΔΕΡΒΙΣΗ Ο.Ε	-	-	1	-
A. & I. ΔΕΡΒΙΣΗ Ο.Ε.	-	-	-	1
ΠΑΠΑΔΑΚΗ ΑΦΟΙ ΑΒΕΤΕ	-	-	-	1
TOTAL	473	1,226	4,853	13,254

Graph 10. Sales of new lorries by make (August 2018)



Graph 11. Sales of new lorries by make (January - August 2018)



**Table 6
Sales of new and used buses by make: August 2018 and January - August 2018**

Make	Buses			
	August		January - August	
	new	used	new	used
BOVA	-	4	1	38
CITROEN	-	-	-	1
DAF	-	1	-	2
EVOBUS	-	-	-	12
FIAT	1	-	1	6
FIAT IVECO	-	6	-	11
FORD	1	-	6	18
GULERYUZ	-	-	-	2
IRISBUS	-	-	-	1
IRIZAR	2	-	2	1
ISUZU	1	1	2	3
ITALBUS	1	-	1	-
IVECO	-	2	1	11
IVECO NIKAS	-	-	1	-
KASSBOHRER	-	-	-	2
MAGYAR	-	-	-	1
MAN	2	3	2	54
MAN/NEOPLAN	-	-	2	1
MERCEDES	2	48	19	423
MERCEDES ERMISBUS	1	-	17	-
MERCEDES CENTO BUS	-	-	2	-
MERCEDES ERDUMAN	3	-	11	1
MERCEDES NIKAS	-	-	34	1
MERCEDES PAPADAKIS	-	-	8	-
MERCUS	-	-	-	1

Table 6 (cont)
Sales of new and used buses by make: August 2018 and January - August 2018

Make	Buses			
	August		January - August	
	new	used	new	used
NEOPLAN	-	2	5	31
OPEL	2	-	20	-
OTOKAR	-	-	1	2
PEUGEOT	-	-	-	1
RENAULT	-	2	-	11
SCANIA	-	3	-	24
SCANIA HIGER	-	-	4	-
SETRA	-	7	12	74
TEMSA	1	1	4	23
VAN HOOL	-	-	-	10
VOLKSWAGEN	-	1	-	14
VOLVO	-	-	-	7
VOLVO IRIZAR	-	-	2	-
XIAMEN KING LONG	-	1	-	4
TOTAL	17	82	158	791

Graph 12. Sales of new buses by make (January - August 2018)

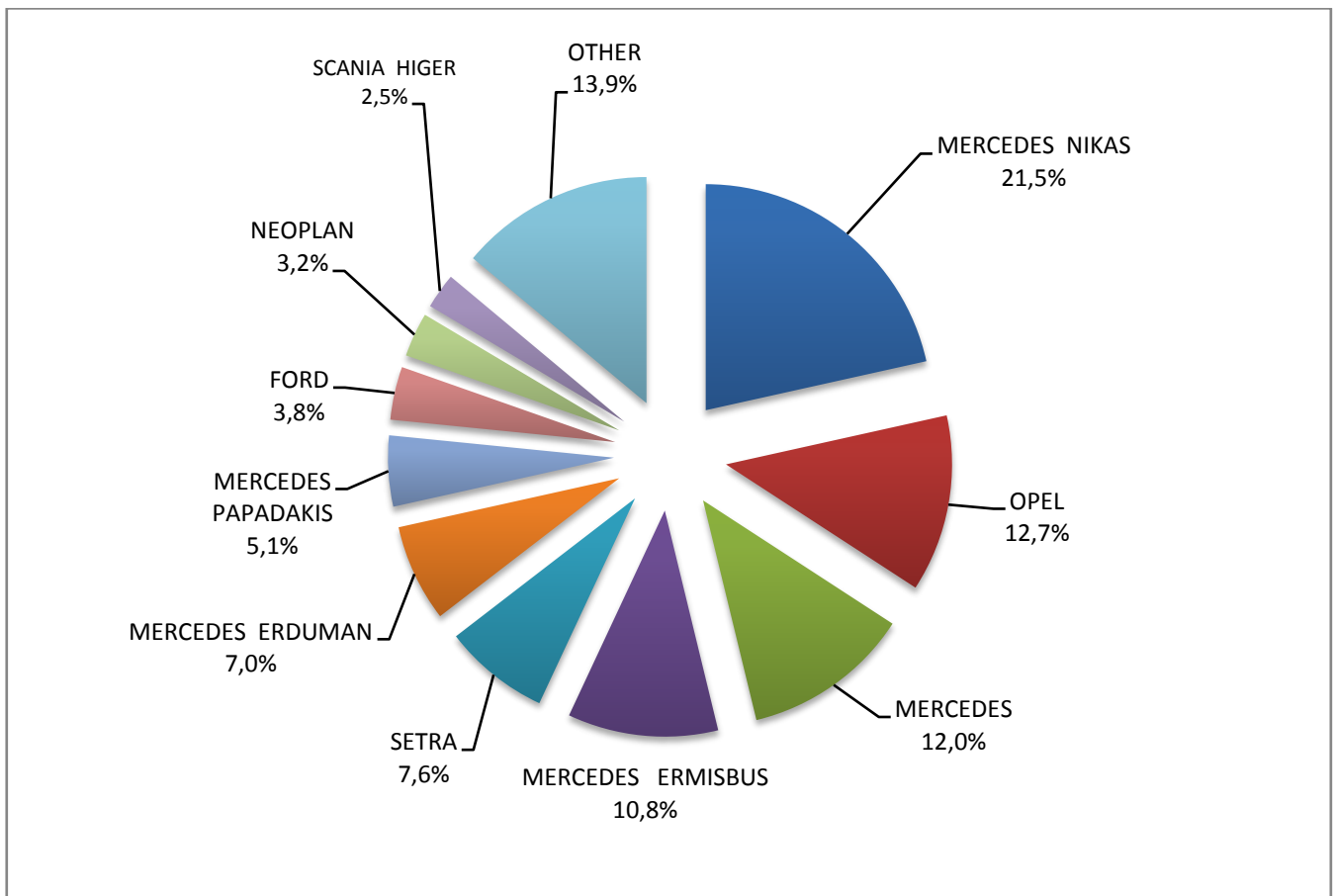


Table 7
Sales of new and used motorcycles by make or manufacturer: August and January - August 2018

Make	Motorcycles			
	August		January - August	
	new	used	new	used
ACCESS	-	-	8	-
AEON MOTOR	-	-	2	1
AGUSTA	-	-	-	1
AIE	-	-	-	1
APRILIA	2	6	24	87
ARCTIC CAT, MASSEY FERGUSON	-	-	-	2
ASKOLL	-	-	1	-
AYO, HAOJIANG, ZHONGYU, THUMP, THUMPSTAR, KIDEN, ZONTES, Junak, SENKE, TANNY, TYAN, ROMET, ROMET MOTORS, ROUTER	3	-	3	-
BAJAJ	-	-	15	-
BAROSSA MOTOR	-	-	-	1
BASHAN	-	-	7	1
BASHAN, AMGroup, AMGroup Bike, DON, IRBIS, WORKER BEAR, Nomik ATV 2	-	-	12	-
BENELLI	26	-	192	4
BENZHOUE	-	-	-	4
BETA	3	-	34	1
BMW	39	10	474	91
BOMBARDIER RECREATIONAL PRODUCTS ING (BRP)	1	-	5	5
BRIXTON	5	-	63	-
BUYANG	-	-	2	-
CASALINI	-	-	-	1
CFMOTO	5	-	61	3
CFMOTO, GOES	3	-	31	-
CFMOTO, MONDIAL, DERRACE	-	-	-	1
CG	-	-	6	-
CHINA JIALING	-	-	-	1
CHONGQING	-	-	1	-
CPI	-	1	-	1
DAELIM	5	1	40	7
DAYANG, DAYTONA MOTORS, NIPPONIA, KUBA	65	-	437	3
DAYANG, DAYTONA MOTORS, NIPPONIA, SALCANO	249	-	1,941	6
DAYTONA	2	-	29	2
DAZON	-	-	1	-
DERBI	-	-	3	-
DONGFENG	-	-	1	-
DOOHAN, GOODYEA	1	-	1	-
DUCATI	9	-	133	15
EAGLE	-	-	-	2
E-TON	-	-	-	1
EVA, EMBUGGY, VINTAGE, EVANGEL	-	-	18	2
FULU, LICHU	1	-	2	-
FUXIN	-	-	1	-
GAGIVA MOTOR	-	-	-	1
GAS GAS	-	-	-	1
GILERA	-	-	-	10
GILERA, PIAGGIO	-	-	-	1
HAOJIAN, ZONTES, TAYO, Sharpon, IFINO, KIDEN, ZHONGYU, CUBTOM, DIYUN, NAMIN, TIM DERVI, VUKA, THUMP, RIPPER	2	-	19	-

Table 7 (cont)
Sales of new and used motorcycles by make or manufacturer: August and January - August 2018

Make	Motorcycles			
	August		January - August	
	new	used	new	used
HAOJIANG, SENKE, ZONTES, TAYO, YINGZHI, KIDEN, TANNY, ZHONGYU, RIPPER, FNX, RAFINZ, MONDIAL, FERRO, GB MOTORS	-	-	9	-
HAOJIN	1	-	1	-
HARLEY DAVIDSON	14	3	81	35
HDK, DALLE, W/M, EVOLUTION, STORM, MELEX	1	-	1	-
HER CHEE, ADLY MOTO, MOTO RO	-	1	-	1
HESHAN, GOUJI, NANLIAN, MOTORCYCLE INDUSTRY, ORCAL, AJS, HERALD MOTOR COMPANY,MACBOR,MOTOBI	-	-	2	-
HONDA	339	41	2,775	450
HSUN, HISUN, APACHI, ICHIBAN, INCA, FAST POWER, Q-MOTO, EMU, FORSAGE, NISSAMARAN, LAPO MOTORS, STELS	-	-	4	1
HSUN, HISUN, APACHI, Mx, MASAI, HYTRACK, TRAPPER, PUMAREX, GEON, ASYAMOTOR, DAYTONA MOTORS, KRAL	-	-	97	-
HUSABERG	-	-	-	3
HUSQVARNA	1	-	19	3
HYOSUNG	-	-	2	-
HYOSUNG & S&T KANUNI	1	-	1	-
INDIAN MOTORCYCLE	2	-	24	-
ITALCAR	-	-	-	1
ITALJET	-	-	-	1
JIAJI, HUATIAN, FEILING, LINTEX, GOMAX, SOMOTO, TECHMOOVE, TAURIS	-	1	2	1
JIAJUE, JINDING, LANYING, DHS, MIROMOTO, ALPHAMOTO, SPRINT, QLINK, MAXON, RICH MOTORS, EUROCKA(CKA), PEDA	-	-	2	-
JIAJUE, JOYRACE, MAXON, GINEVA MOTO, MONDIAL, UGUR, DERRACE, VIARELLI, Berini, MAGPOWER, ROMET MOTORS	-	-	27	-
JIALING, MOTORAN, TRAXX, SPADA, SKYWING, SPD, ASUS, RACING	-	-	5	-
JIANSHE	-	-	9	2
JIAYUAN	2	-	49	-
JINCHENG	-	-	2	-
JINLANG, ZIPP, HORS, IVA, Ariic, figuretta motorcycles fat boy, btc, agm, lintex, razory, romet, motors	2	-	5	-
JINLANG, ZUNDAPP, XHODNA, APGmoto, COLIBRI, RAZORY, VIARELLI, SUMCO, FLEX TECH, IVA, TNT moto	1	-	15	-
JLAJI, HUATIAN, FEILING, TUTU, EPM, Mondid, KINGWAY, ROMET MOTORS	-	-	2	-
JMSTAR, SHENKE, HUIBANG, JONWAY, MOTORAN, MINELLI, LAPO MOTORS	-	-	4	-
JONWAY, SHENKE, JMSTAR, HUIBAN	-	-	1	1
JOYNER	-	-	-	2
KAWASAKI	25	7	200	44
KEEWAY	-	-	1	1
KENBO	-	-	2	-
KL	-	-	2	1
KTM	17	3	234	16
KWANG YANG	-	1	-	14
KYMCO	144	35	1,454	384
LAMBRETTA	1	-	9	1

Table 7 (cont)
Sales of new and used motorcycles by make or manufacturer: August and January - August 2018

Make	Motorcycles			
	August		January - August	
	new	used	new	used
LIFAN, HONLEI, SKYGO, BISAN-LIFAN	-	-	7	-
LIFAN, SKYGO, HONLEI, BISAN-LIFAN, TRUVA, SALCANO, YUKI, RAMZEY, BRANSON, SUMCO, NEMO, XPLOERER, LEVO, ACONDA	1	-	17	-
LINHAI, KUBA, ONLINE, LHY	18	6	131	8
LML	-	-	1	1
LONCIN, KINLON, LONGTING, KUBA, YUKI, MONDIAL, STMAX, KANUNI, MOTORAN, ASYA, QUSWA, PUMAREX, RALLY USA, MOD, CCM	-	-	18	1
LONGJIA, ITALJET, ORCAL, BEELINE	-	-	11	-
LONGJIA, ITALJET, ORCAL, BEELINE, ROMET MOTORS, GEMINI, LEXMOTO, JAHANRO, VGA, DAYTONA MOTORS	1	-	16	-
LONGJIA, ORCAL, TNT MOTOR, BEELINE, VGA, ITALJET, GEMINI, lexmoto, Jahanro, italo, NECO	11	-	86	-
MALAGUTI	-	-	-	5
MBK	-	2	-	15
MELEX	2	-	12	-
MG MOTO	6	-	38	-
MGK HM	128	1	1,456	5
MINSK, ZONGSHEN, IRIBIS, MONDIAL, LEXMOTO, JUNAK, HONLEY, OVERBIKES	-	-	6	-
MODENAS	-	1	4	2
MONDIAL, PELPI INTERNATIONAL	2	-	3	-
MOTO GUZZI	1	1	21	4
MOTO GUZZI DI PIAGGIO & C.S.p.A.	1	-	5	-
MOTO S.P.A	-	-	11	-
MOTOBECANE	-	-	-	1
MOTO-ROMA	1	-	2	-
MV AGUSTA	1	-	7	1
MZ	-	-	1	-
MZ MOTORRAD	-	-	5	-
NIPPI	-	-	-	1
NIPPONIA	-	-	-	1
NORTON	-	-	-	1
ORCAL	-	-	2	-
PEUGEOT	18	3	144	12
PIAGGIO	486	42	4,731	346
PIONEER, LEXMOTO, PULSE, BULLIT, OMAKS, JHC, ASYA, MONDIAL, KUBA, ACE	1	-	4	-
PIONEER, LEXMOTO, PULSE, BULLIT, HERALD, WOTTAN, EURO MOTORS, VERVEMOTO, SP BIKE, EXPLORER, RIDE	-	-	2	-
POLARIS	5	2	59	2
POLINI	-	-	1	-
QINGQI	2	-	6	1
QINGQI, CLEVELAND CYCLEWERKS ACE, CLEVELAND ACE, CLEVELAND CYCLEWERKS ACE DELUXE	4	-	25	1
QINGQI, KADIRGA	-	-	3	-
QINGQI, PIONEER, i-moto, SUPERBYKE, KENROD, QLINK, YUKI, SACHS-Bikes, DAYTONA	1	-	11	1
QINGQI, YUKI, KARCHER, DAYTONA, SINNIS, KREIDLER	1	-	11	1
QJ, QJIANG, KEEWAY, LEONE, KUBA, RKS, BENELLI, VENGO	2	-	6	-

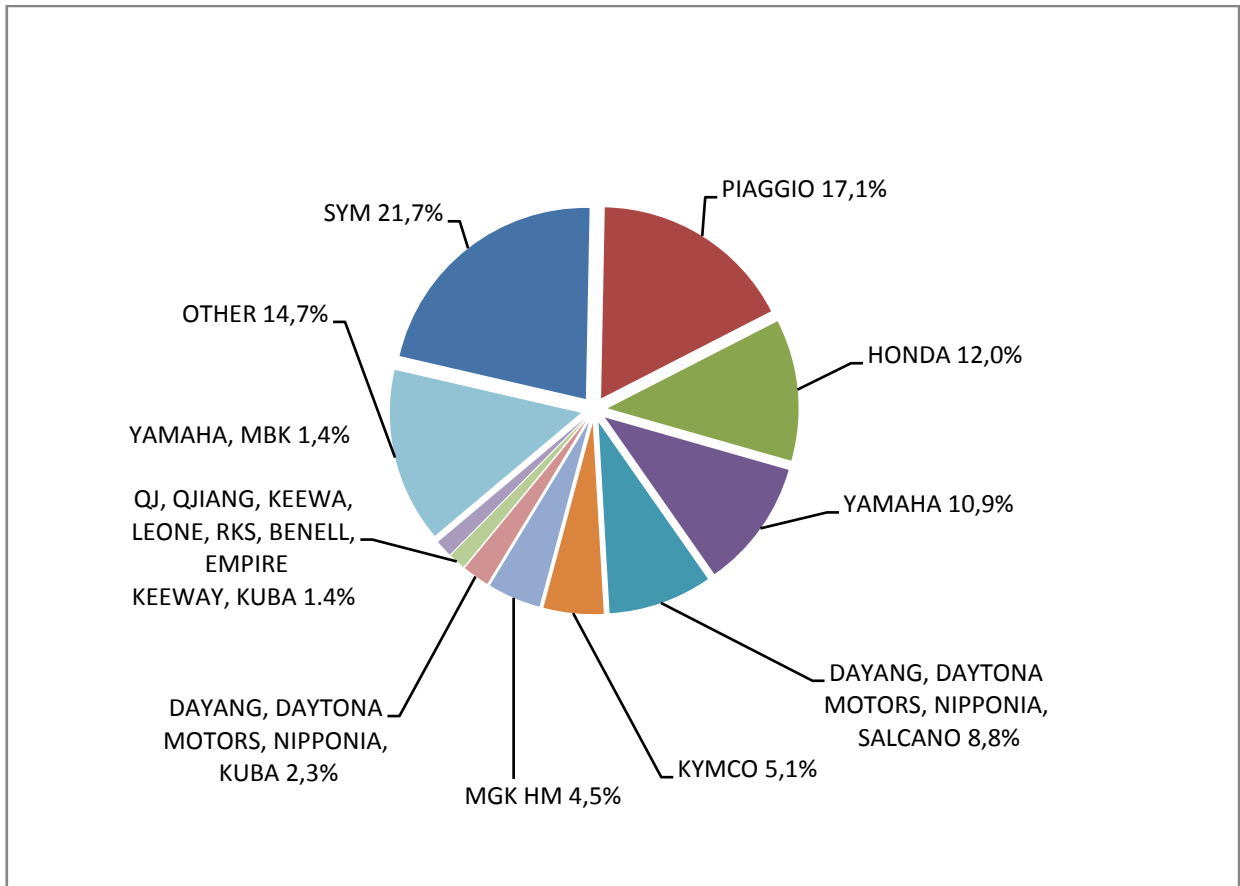
Table 7 (cont)
Sales of new and used motorcycles by make or manufacturer: August and January - August 2018

Make	Motorcycles			
	August		January - August	
	new	used	new	used
QJ, QJIANG, KEEWAY, LEONE, KUBA, RKS, EMPIRE KEEWAY, BENELLI, TELL, KREIDLER, KSR MOTO, GENERIC, EXPLORER, RIDE	-	-	8	-
QJ, QJIANG, KEEWAY, LEONE, KUBA, RKS, TELL, EMPIRE KEEWAY, BENELLI, VENGO	22	-	167	-
QJ, QJIANG, KEEWAY, LEONE, RKS, BENELLI, EMPIRE KEEWAY, KUBA	41	-	59	-
QJ, QJIANG, KEEWAY, LEONE, TELL, KUBA, RKS, BENELLI, VENGO	25	-	89	-
QJIANG	-	-	2	-
QUADDY	-	-	1	1
QUADRO	1	-	2	2
QUADRO VEHICLES	3	-	3	-
QUADRO, QUADRO VEHICLES	-	-	1	-
REGAL-RAPTOR, CAJERO, AJS, YUK	-	-	-	1
RENAULT	-	-	-	1
RENLI	-	-	4	-
RIYA, HONLING, YAMAKOYO, TIANYING, GOES, SANYOU, BM, FUN BIKE, WOTTA	-	-	1	-
ROYAL ENFIELD	1	-	4	-
SANYANG	-	4	-	10
SANYOU, TARO, CHUANGTAI, GOES, JUNAK, WOTTAN, BARTON MOTORS, MAGPOWER, CAPIRELLI, OVERBIKES, PEDAS	-	-	2	-
SHANYANG, ATLAS PANTHER, YAMAZUKI MOTO, MOTORKING, Hirlee, XB	5	-	56	-
SHARE'NGO, ZHIDOU	1	-	2	-
SHERCO	-	-	3	2
SHINERAY	-	2	6	2
SHINERAY, MONDIAL, DAYTONA MOTORS, WK, ROMET MOTORS, MASH, M1NSK, WK BIKES	-	-	14	-
SINNIS	-	-	-	1
SKYTEAM, SACIN, METALCO, SOKUDO, BAZUKA, MINICO, MOTOS BORDOY, SUMCO, ROXON, CSR, MONKEY BIKES, FAZTEK	2	-	16	-
SKYTEAM, SASIN, CSR, METALCO, SOKUDO, BAZUKA, MINICO, MOTOSBASI	9	-	35	-
SUZUKI	21	20	319	152
SWM	1	-	3	-
SYM	615	13	5,466	103
TAYO, HAOJIANG, ZHONGYU, THUMP, THUMPSTAR, KIDEN, ZONTES, Junak, SENKE, TANNY, TYAN, ROMET	-	-	20	-
TGB	-	-	-	1
TIANYING, RIYA, HONGYUNDA, TYM, HONLING, TAMCO, ALISON, DMK MOTORS, WLIE, LEEWAY, WLXQ, AP Gmoto, ALFA	2	-	43	-
TIANYING, RIYA, QISHENG, YAMAKOYO, HONGLING, ZIPP, TOROS, ROMET, ROMET MOTORS, ROUTER, VENTO, ASYA, BENYCO, BARA	-	-	4	-
TM RACING	-	-	1	-
TOMBERLIN	-	-	-	1
TRIUMPH	11	1	113	13

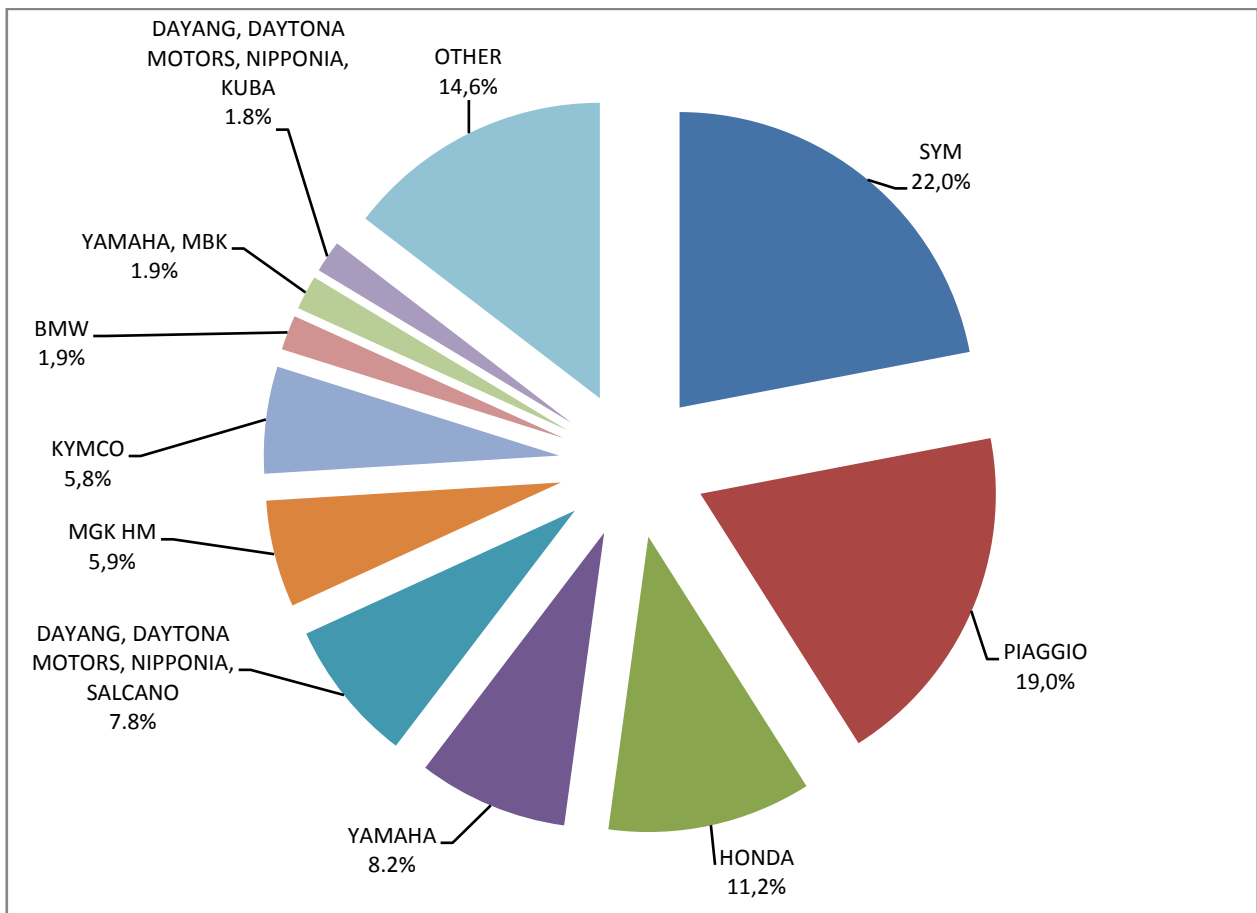
Table 7 (cont)
Sales of new and used motorcycles by make or manufacturer: August and January - August 2018

Make	Motorcycles			
	August		January - August	
	new	used	new	used
URAL	-	-	1	-
WANGYE, SANBEN, UM, KENOS, SUPERBYKE, MDC, MISTRAL, STREET ELEGANCE, 4WMOTO, RIVERO, VIKERS, ZIPP, SANLI, GOWINN	-	-	41	-
WANGYE, SANBEN, UM, MONDIAL, KENOS, SUPERBYKE, RIALLI, MDC, Street Elegance, 4WMOTO, MISTRAL, RIVERO, VIKERS	9	-	60	-
WENLING ZHENSHE	-	-	1	-
WONJAN, SAMADA	-	-	3	-
WUYANG	-	-	1	-
WUYI XINSHUN VEHICLE	-	1	-	1
XGJAO	-	-	5	-
XGJAO, YUAN , SKYJET, KAISAR	1	-	9	1
XGJAO, ZIPP, TOROS, ROMET, ROMET MOTORS, ROUTER, VEEROAD, DAYTONA MOTORS, GEMINI, MH MOTORCYCLES, MTG MOTORS	5	-	31	-
XINLING, HEROWAY, LEDOW	1	-	8	-
YAMAHA	308	69	2,037	603
YAMAHA, MBK	41	-	466	1
YIBEN, MEIDUO, VONROAD, WUBEN, NIM	-	-	1	-
YINGANG, BENYI, ROMET MOTORS, YUKI, ROUTER, MOTORAN, DAYTONA MOTORS, M1NSK, HAMACHI, KUBA, MONDIAL	10	-	38	-
YINGANG, BENYI, ROMET MOTORS, YUKI, ROUTER, MOTORAN, DAYTONA MOTORS, M1NSK, KUBA, MONDIAL	4	-	15	-
YINXIANG	-	-	1	-
YINXIANG, KENBO, VENOM, CHEETA, ZIPP, NEMO, FEKON, ANATOLIA, CANBO	4	-	10	1
YINXIANG, MONDIAL, GEMINI, TCB	-	-	3	-
YINXIANG, KENBO, JLM, FEKON, RTM, HILTON, DAICHI, EHSAN, PARVAZ, PMS, ARSHAD, NATALI, SAHAR, MSM BRAVIA	1	-	2	-
YIYING, BENZHOU, EAGLE-GING, AIYUMO, RAZZO	-	-	-	1
ZERO ENGINEERIN	-	-	-	3
ZHONGNENG, ASYA, daDo, ZNEN, Baron	-	-	-	2
ZHONGNENG, ZNEN, AGM, AJS, YUKI, COLIBRI, EUROCKA, BTC, NOVA MOTORS, LEXMOTO, Actionbikes Motors, FLEX TECH	15	-	148	-
ZHONGNENG, ZNEN, DADO, DIRECT BIKES, GOWINN, VIVACOX, NECO, AGM, LEE, ASYA	-	-	2	1
ZONGSHEN	1	-	3	-
ZONGSHEN, ZIP STAR, Lexmoto, ICONE, VORTEX, M1NSK, MACBOR, MONDIAL, ROMET MOTORS	2	-	10	-
ZONGSHEN, ZIP STAR, PIAGGIO, HONLEY, LEXMOTO, MONDIAL, PULSE, OVERBIKES, XR HORIZONT, KTNS, DERRACE	-	-	12	-
ZONGSHEN, ZIP STAR, ZEALSUN, KENTOYA, MOTOROMA, PRONAR, KEEWAY, MOTOVELO, ASYA	2	-	20	1
ZONGSHEN, ZIP STAR, ZEALSUN, RYMCO	3	-	9	-
ZONGSHEN, ZIPSTAR, ICONE, JUNAK, Lexmoto, MH Motorcycles, MINSK, MONDIAL, ROMET MOTORS, SINNIS	-	-	2	-
ZONGSHEN, ZIPSTAR, ZEALSUN, KENTO	2	-	12	-
ZXMCO, ZHONGXING, BEWHEEL, TURBHO, RAZZO, MOTORAN, RABBIT MOTORS	-	-	1	-
TOTAL	2,834	278	24,867	2,534

Graph 13. Sales of new motorcycles (August 2018)



Graph 14. Sales of new motorcycles (January - August 2018)



EXPLANATORY NOTES

Survey on the issuing of new road motor vehicle circulation licenses	The survey on the issuing of new motor vehicle circulation licenses is a census survey. The released data give information, at country level, on the brand and type of the motor vehicle, as well as whether it is new or used. The survey does not include vehicles that move on rails, trolley busses, agricultural tractors and machinery. In addition, the following are excluded: all motor vehicles of the Armed Forces, Police, Fire Brigade, State Services, Diplomatic Corps, Foreign Missions, and Invalids of Wars, as well as motorcycles with a cylinder capacity less than 50 cc.
Legal basis	Law 3832/2010
Reference Period	August 2018
Coverage	The production of monthly data is based on the registers held by the Ministry of Infrastructure, Transport and Networks, which records all the monthly changes observed in the vehicle registration licenses at country level.
Definitions	<p>Road motor vehicle is any vehicle that, irrespective of the number of wheels, is moved by an engine and is designed to transport persons or cargo or both of them, either they are on the same single vehicle or on a trailer carried by the main motor vehicle.</p> <p>New road motor vehicle is any motor vehicle that is registered for the first time in Greece during the reference month and has not been put into circulation in any other country.</p> <p>Used motor vehicle is any motor vehicle that is registered for the first time in Greece and has been imported as a used one from abroad</p> <p>Passenger motor vehicle: it is a motor vehicle designed to carry mostly people, having no more than 9 seats, including the driver's seat.</p> <p>Bus: it is a motor vehicle, which is designed to carry mostly people, having more than 10 seats, including the driver's seat. (In the corresponding tables of this Press Release, this category also includes articulated buses.)</p> <p>Lorry: it is motor vehicle designed to carry mostly cargo. (In the corresponding tables of this Press Release, this category also includes tractors, tow trucks, articulated tractors, and trucks with trailers).</p> <p>Motorcycle: any two-wheeled motor vehicle, with or without sidecar, with maximum authorized design speed over 45 km/h, or in case it is powered by a combustion engine, with a cylinder capacity of 50 cc or over (In the corresponding tables of this Press Release, this category also includes the three-wheeled motor vehicles – motor tricycles).</p> <p>Tricycle motor vehicle: it is a motor vehicle with three symmetrical wheels with maximum authorized design speed over 45 km/h, or in case it is powered by a combustion engine, with a cylinder capacity over the 50 cc. This category also includes four-wheel vehicles, except the light four-wheel motorcycles, whose empty vehicle tare (excluding the weight of the fuel or mixture of fuel-oil or the weight of the batteries for electric cars) is up to 400 kg in the case the vehicle is designed for passenger use or up to 550 kg in case the vehicle is designed to carry cargo and whose engine is up to 15KW.</p>
Methodology	Exhaustive Survey. The primary data derive from the Ministry of Infrastructure, Transport and Networks and are based on the issuing of new circulation licenses as they are registered by the Regional Offices for Transport and Communications.
References	More information (graphs, tables) concerning the survey on the issuing of new motor vehicle circulation licenses are available on the webpage of ELSTAT, www.statistics.gr , under the link http://www.statistics.gr/en/statistics/-/publication/SME24/