



PRESS RELEASE

ISSUING OF MOTOR VEHICLE LICENSES: APRIL 2018

The Hellenic Statistical Authority announces that in April 2018, 17,283 road motor cars (both new and used from abroad) were put into circulation for the first time, recording a 29.3% increase compared with the corresponding month of 2017 when the number of road motor cars was 13,367. In April 2017, a 7.5% decrease had been observed in comparison with the corresponding month of 2016 (Table 1, Graphs 1,2,3,5). A total number of 11,078 new cars were put into circulation in April 2018 compared with 8,925 in April 2017, recording a 24.1% increase.

The new motorcycles (over 50cc) that were put into circulation for the first time in April 2018 amounted to 3,027, against 2,739 in 2017, thus recording a 10.5% increase. In April 2017, a 27.3% decrease had been observed in comparison with the corresponding month of 2016 (Table 1, Graph 4). Out of the above motorcycles 2,709 were new, while the corresponding figure in April 2017 was 2,492, recording an 8.7% increase.

During the period January - April 2018, 68,511 road motor cars (both new and used from abroad) were put into circulation for the first time, representing an increase of 32.2% compared to the corresponding period of 2017 when the number of road motor cars was 51,819. During the period January - April 2017 an increase of 21.1% had been observed in comparison with the corresponding period of 2016 (Table 3, Graphs 6,7). Out of the above number of road motor cars that were put into circulation, from January to April 2018, 39,781 were new, while the corresponding number during the respective period of 2017 was 31,837, recording an increase of 25.0%.

During the period January - April 2018 the circulation of new motorcycles (over 50cc) amounted to 9,106 against 7,468 in 2017, thus representing a 21.9% increase. A decrease of 27.4% had been observed during the period January - April 2017 in comparison with the corresponding period of 2016 (Table 3, Graphs 6,7). A total number of 8,139 new motorcycles were put into circulation, from January to April 2018, compared with 6,633 during the corresponding period of 2017, recording a 22.7% increase.

The data referring to the period January – April 2018 have been revised (all tables).

Information:

Trade and Services Statistics Division

Transport, Communications and Mass Media Section

Konstantinos Menexes

Tel: +30 213 135 2500

FAX: +30 213 135 2496

E-mail : k.menexes@statistics.gr

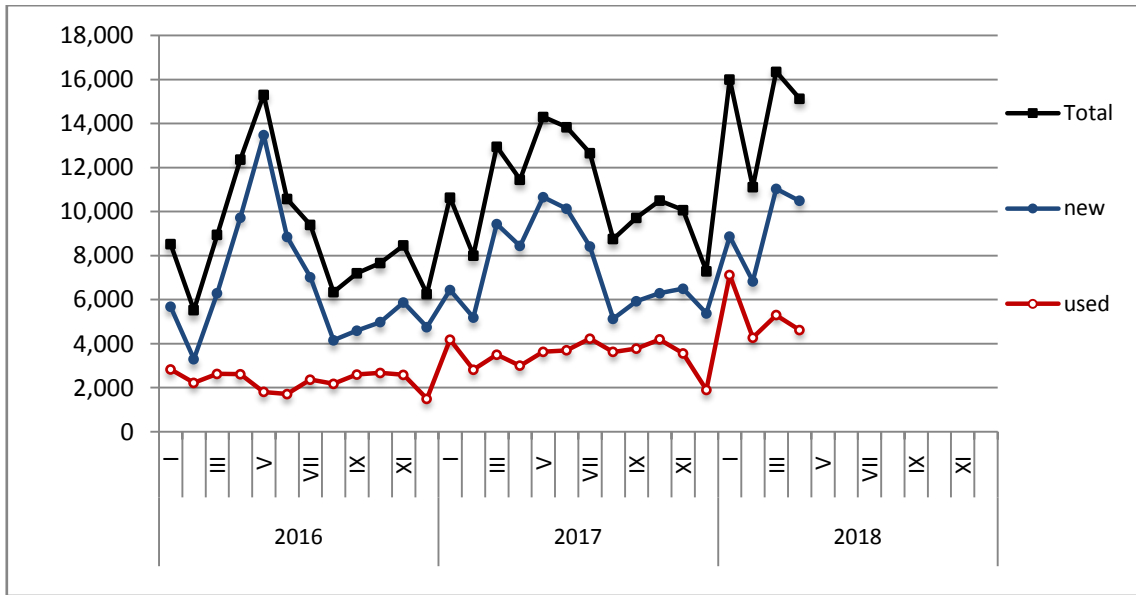
Table 1. Road motor vehicles, both new and used, put into circulation for the first time in Greece: April 2016 - 2018

Category of Road Motor Vehicles	April									Change (%)					
	2016			2017			2018			2017/2016			2018/2017		
	Total	New	Used	Total	New	Used	Total	New	Used	Total	New	Used	Total	New	Used
Greece, total															
Road Motor Vehicles,total	18,222	13,834	4,388	16,106	11,417	4,689	20,310	13,787	6,523	-11.6%	-17.5%	6.9%	26.1%	20.8%	39.1%
1. Road motor cars	14,452	10,326	4,126	13,367	8,925	4,442	17,283	11,078	6,205	-7.5%	-13.6%	7.7%	29.3%	24.1%	39.7%
Passenger Cars	12,360	9,733	2,627	11,453	8,444	3,009	15,127	10,494	4,633	-7.3%	-13.2%	14.5%	32.1%	24.3%	54.0%
Buses	118	21	97	100	19	81	126	14	112	-15.3%	-9.5%	-16.5%	26.0%	-26.3%	38.3%
Lorries	1,974	572	1,402	1,814	462	1,352	2,030	570	1,460	-8.1%	-19.2%	-3.6%	11.9%	23.4%	8.0%
2. Motorcycles > 50 cc	3,770	3,508	262	2,739	2,492	247	3,027	2,709	318	-27.3%	-29.0%	-5.7%	10.5%	8.7%	28.7%
Prefecture of Attica															
Road Motor Vehicles,total	10,436	9,195	1,241	8,593	7,227	1,366	10,805	8,731	2,074	-17.7%	-21.4%	10.1%	25.7%	20.8%	51.8%
1. Road motor cars	9,057	7,843	1,214	7,542	6,207	1,335	9,551	7,532	2,019	-16.7%	-20.9%	10.0%	26.6%	21.3%	51.2%
Passenger Cars	8,419	7,477	942	7,002	5,954	1,048	8,945	7,245	1,700	-16.8%	-20.4%	11.3%	27.7%	21.7%	62.2%
Buses	44	15	29	41	15	26	51	8	43	-6.8%	0.0%	-10.3%	24.4%	-46.7%	65.4%
Lorries	594	351	243	499	238	261	555	279	276	-16.0%	-32.2%	7.4%	11.2%	17.2%	5.7%
2. Motorcycles > 50 cc	1,379	1,352	27	1,051	1,020	31	1,254	1,199	55	-23.8%	-24.6%	14.8%	19.3%	17.5%	77.4%

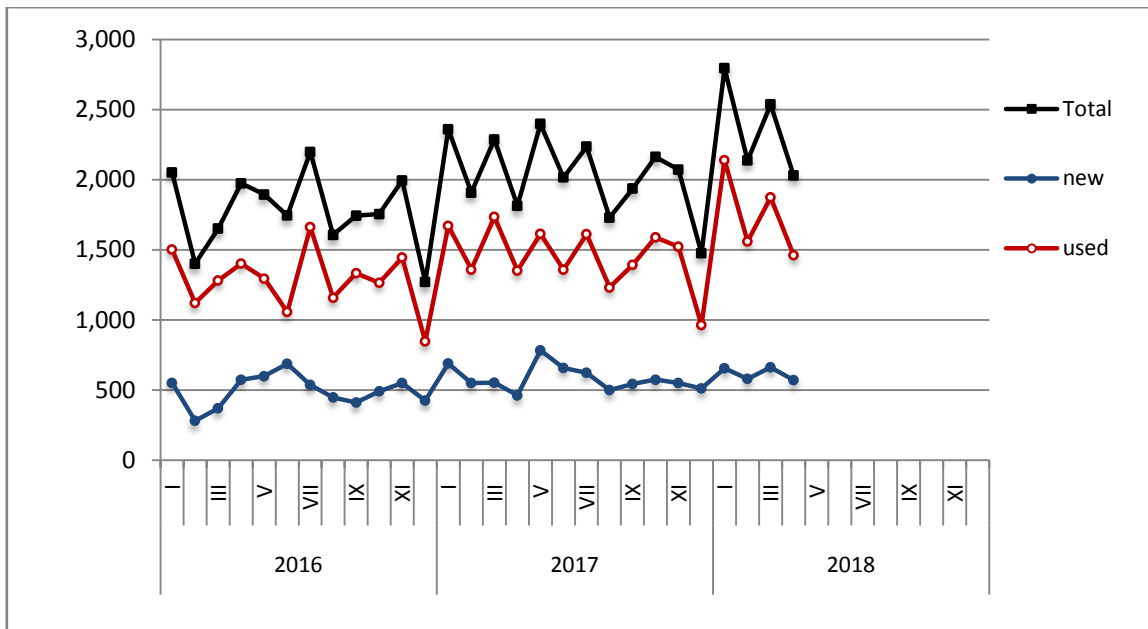
Table 2. Road motor vehicles, both new and used, put into circulation for the first time in Greece: May 2016 - April 2018

Category of Road Motor Vehicles	Average May 2016 - Apr. 2017						Average May 2017 - Apr. 2018			Change (%)		
										Average May 2017 - Apr. 2018 / Average May 2016 - Apr. 2017		
	Total	New	Used	Total	New	Used	Total	New	Used	Total	New	Used
Greece, total												
Road Motor Vehicles,total	14,935	10,706	4,229	17,140	11,122	6,018	14.8%	3.9%	42.3%			
1. Road motor cars	11,494	7,490	4,004	14,365	8,592	5,773	25.0%	14.7%	44.2%			
Passenger Cars	9,525	6,940	2,585	12,147	7,977	4,170	27.5%	14.9%	61.3%			
Buses	88	17	71	91	14	77	3.4%	-17.6%	8.5%			
Lorries	1,881	533	1,348	2,127	601	1,526	13.1%	12.8%	13.2%			
2. Motorcycles > 50 cc	3,441	3,216	225	2,775	2,530	245	-19.4%	-21.3%	8.9%			

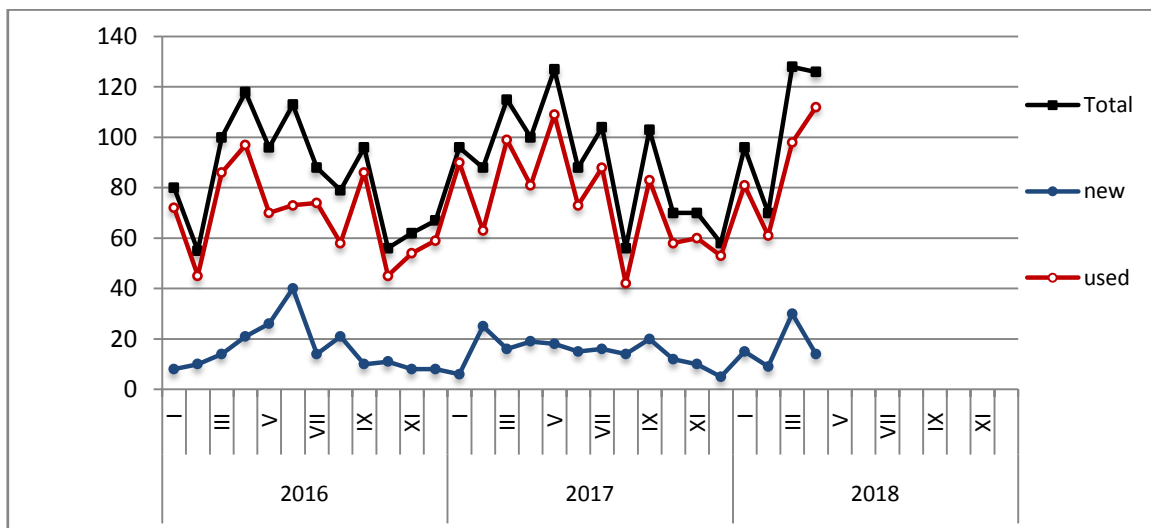
Graph 1: Passenger Cars (January 2016 - April 2018)



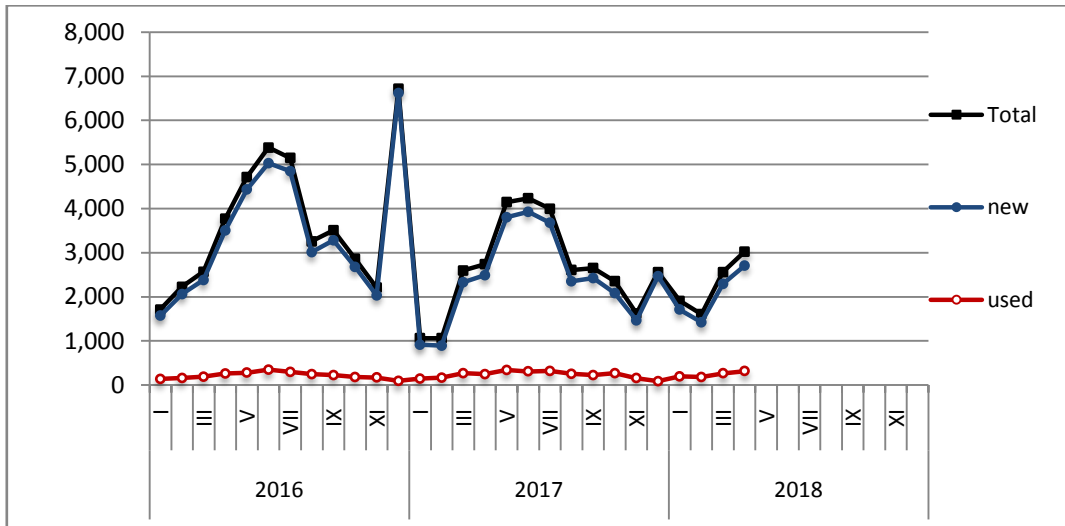
Graph 2: Lorries (January 2016 - April 2018)



Graph 3: Buses (January 2016 - April 2018)



Graph 4: Motorcycles (January 2016 - April 2018)



Graph 5: New Registrations of Motor Vehicles (April 2018)

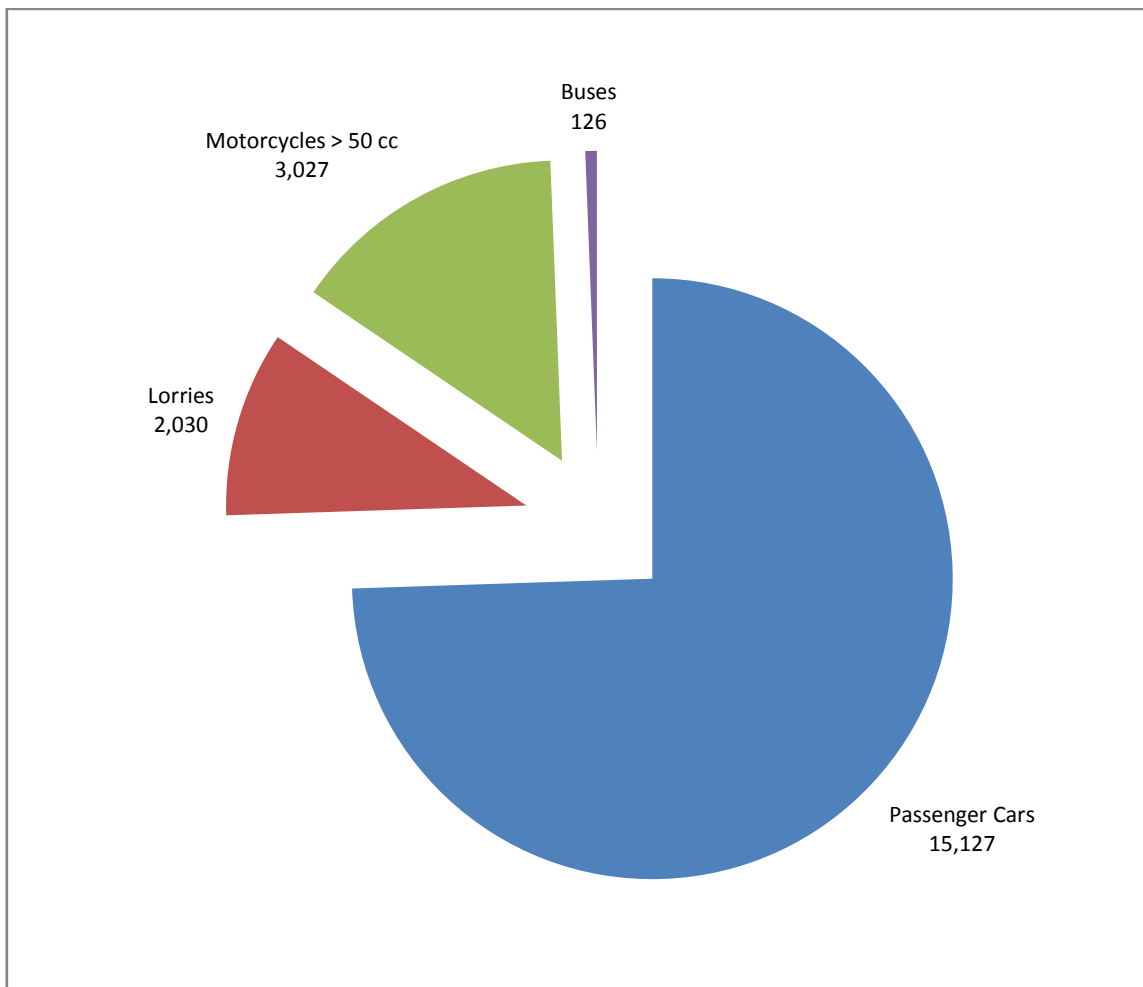
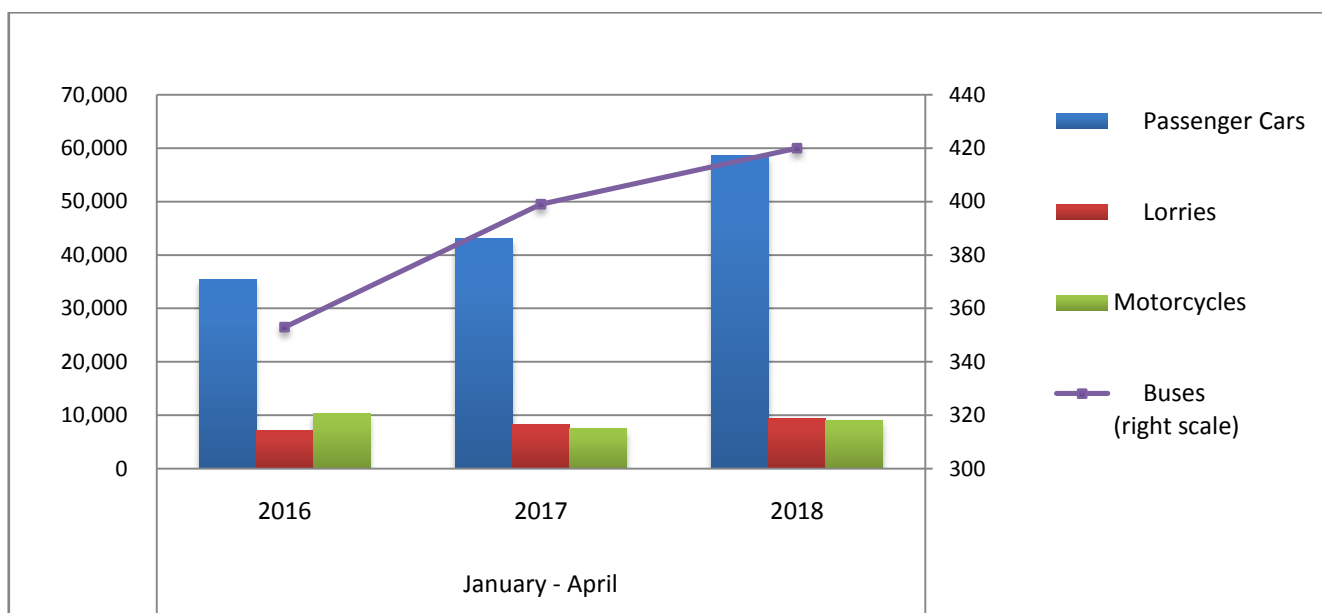


Table 3. Road motor vehicles, both new and used, put into circulation for the first time in Greece: Jan. 2016 - Apr. 2018

Category of Road Motor Vehicles	January - April									Change (%)					
	2016			2017			2018			2017/2016			2018/2017		
	Total	New	Used	Total	New	Used	Total	New	Used	Total	New	Used	Total	New	Used
Greece, total															
Road Motor Vehicles, total	53,088	36,385	16,703	59,287	38,470	20,817	77,617	47,920	29,697	11.7%	5.7%	24.6%	30.9%	24.6%	42.7%
1. Road motor cars	42,806	26,858	15,948	51,819	31,837	19,982	68,511	39,781	28,730	21.1%	18.5%	25.3%	32.2%	25.0%	43.8%
Passenger Cars	35,375	25,032	10,343	43,052	29,519	13,533	58,594	37,247	21,347	21.7%	17.9%	30.8%	36.1%	26.2%	57.7%
Buses	353	53	300	399	66	333	420	68	352	13.0%	24.5%	11.0%	5.3%	3.0%	5.7%
Lorries	7,078	1,773	5,305	8,368	2,252	6,116	9,497	2,466	7,031	18.2%	27.0%	15.3%	13.5%	9.5%	15.0%
2. Motorcycles > 50 cc	10,282	9,527	755	7,468	6,633	835	9,106	8,139	967	-27.4%	-30.4%	10.6%	21.9%	22.7%	15.8%
Prefecture of Attica															
Road Motor Vehicles, total	28,269	23,414	4,855	31,102	24,969	6,133	40,884	31,584	9,300	10.0%	6.6%	26.3%	31.5%	26.5%	51.6%
1. Road motor cars	23,622	18,865	4,757	27,725	21,711	6,014	36,452	27,330	9,122	17.4%	15.1%	26.4%	31.5%	25.9%	51.7%
Passenger Cars	21,718	17,982	3,736	25,259	20,508	4,751	33,661	26,050	7,611	16.3%	14.0%	27.2%	33.3%	27.0%	60.2%
Buses	123	28	95	137	45	92	164	40	124	11.4%	60.7%	-3.2%	19.7%	-11.1%	34.8%
Lorries	1,781	855	926	2,329	1,158	1,171	2,627	1,240	1,387	30.8%	35.4%	26.5%	12.8%	7.1%	18.4%
2. Motorcycles > 50 cc	4,647	4,549	98	3,377	3,258	119	4,432	4,254	178	-27.3%	-28.4%	21.4%	31.2%	30.6%	49.6%

Graph 6. New Motor Vehicles Circulation Licenses: January 2016 - April 2018



Graph 7. New Registrations of Motor Vehicles January - April 2018

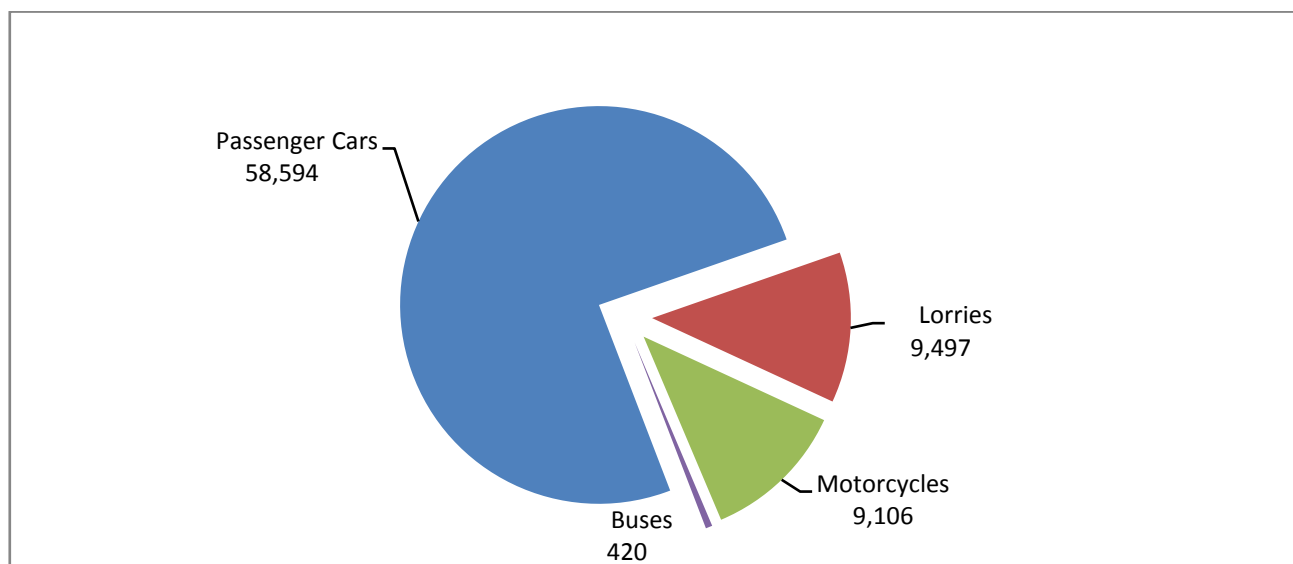


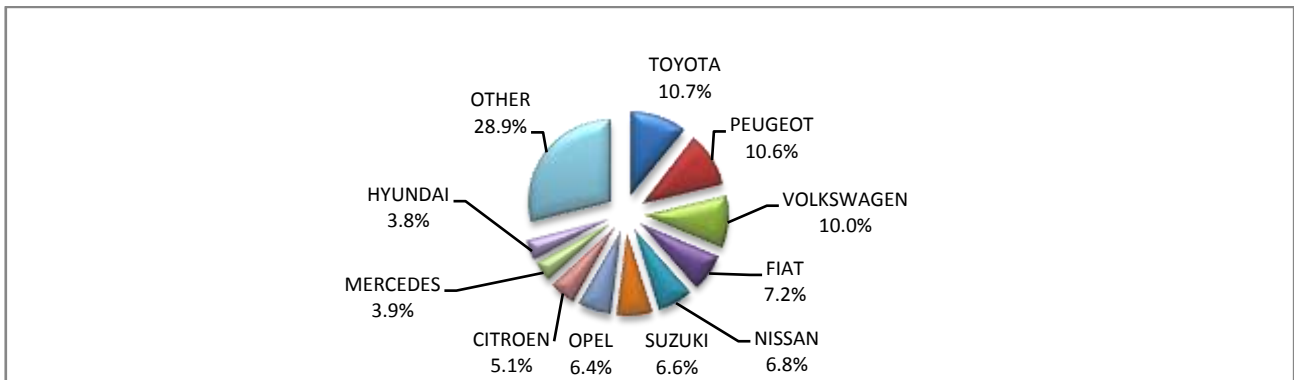
Table 4
Sales of new and used passenger cars by make: April 2018 and January - April 2018

Make	Passenger cars			
	April		January - April	
	new	used	new	used
ALFA LANCIA	-	-	-	1
ALFA ROMEO	73	41	194	151
ASTON MARTIN	-	1	-	1
AUDI	300	30	961	203
AUSTIN	-	1	-	1
AUTOBIANCHI	-	-	-	2
BENTLEY	-	-	1	1
BMW	317	35	897	210
BRM	-	-	-	4
CADILLAC	-	-	-	2
CHANGA CO	-	-	-	1
CHEVROLET	-	74	-	332
CHRYSLER	-	3	-	9
CITROEN	530	182	1,759	881
DACIA	100	14	401	80
DAIHATSU	-	41	-	209
DE TOMASO	-	1	-	1
DETHLEFFS	-	5	-	13
DODGE	-	-	-	1
FERRARI	-	2	-	2
FIAT	755	342	2,571	1,437
FIAT-IVECO	-	-	-	1
FORD	325	301	1,657	1,461
HONDA	59	76	235	341
HYUNDAI	402	217	1,875	897
IVECO HOBBY	-	1	-	1
JAGUAR	10	2	34	11
JEEP	93	3	384	12
KIA	328	54	965	254
LADA	-	-	-	2
LAMBORGHINI	-	-	-	1
LANCIA	-	33	-	112
LAND ROVER	8	21	57	69
LEXUS	1	2	20	8
LMC	1	-	1	-
MARTIN	-	2	-	2
MASERATI	1	-	2	2
MAZDA	-	34	1	175
MERCEDES	408	157	1,306	769
MERCEDES Z.MANTOS	10	-	32	-
MG	-	1	-	1
MINI	108	40	436	170
MITSUBISHI	13	50	108	269
MORGAN	-	-	-	1
NISSAN	718	306	3,190	1,308
OPEL	673	598	2,597	2,783
PEUGEOT	1,113	164	3,336	769

Table 4 (cont)
Sales of new and used passenger cars by make: April 2018 and January - April 2018

Make	Passenger cars			
	April		January - April	
	new	used	new	used
PEUGEOT AUTO RIBEIRO	1	-	116	1
PONTIAC	-	1	-	1
PORSCHE	3	8	27	33
RANGE ROVER	-	1	-	4
RENAULT	400	205	1,498	956
ROVER	-	-	-	1
SAAB	-	1	-	5
SEA / MOBILVETT	-	-	-	5
SEAT	357	26	1,012	143
SECMA	2	-	2	-
SKODA	389	61	1,419	292
SMART	44	220	189	961
SSANGYONG	-	1	4	4
SUBARU	2	10	18	32
SUZUKI	690	166	2,192	795
TATA	-	1	-	2
TESLA	-	-	1	-
TOYOTA	1,118	913	4,212	4,264
TRIUMPH	-	-	-	4
VOLKSWAGEN	1,050	179	3,103	825
VOLVO	92	6	434	58
TOTAL	10,494	4,633	37,247	21,347

Graph 8. Sales of new passenger cars by make (April 2018)



Graph 9. Sales of new passenger cars by make (January - April 2018)

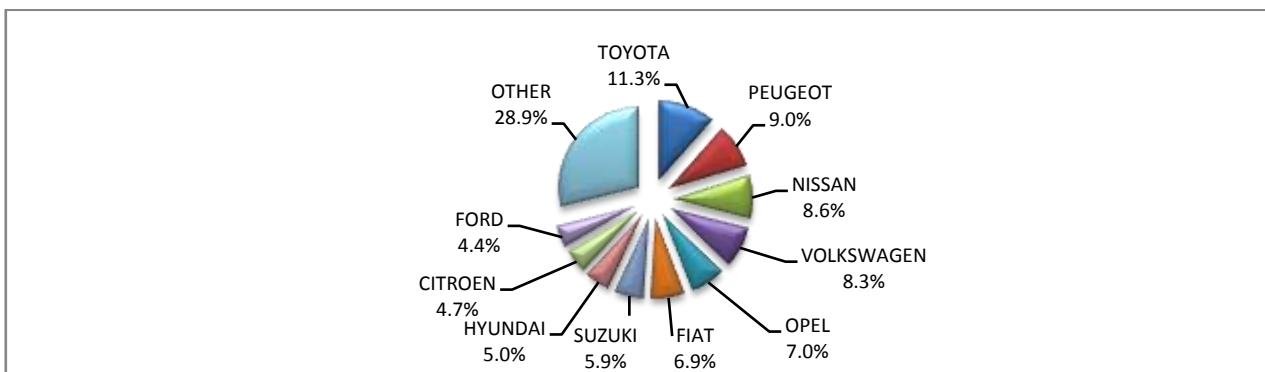


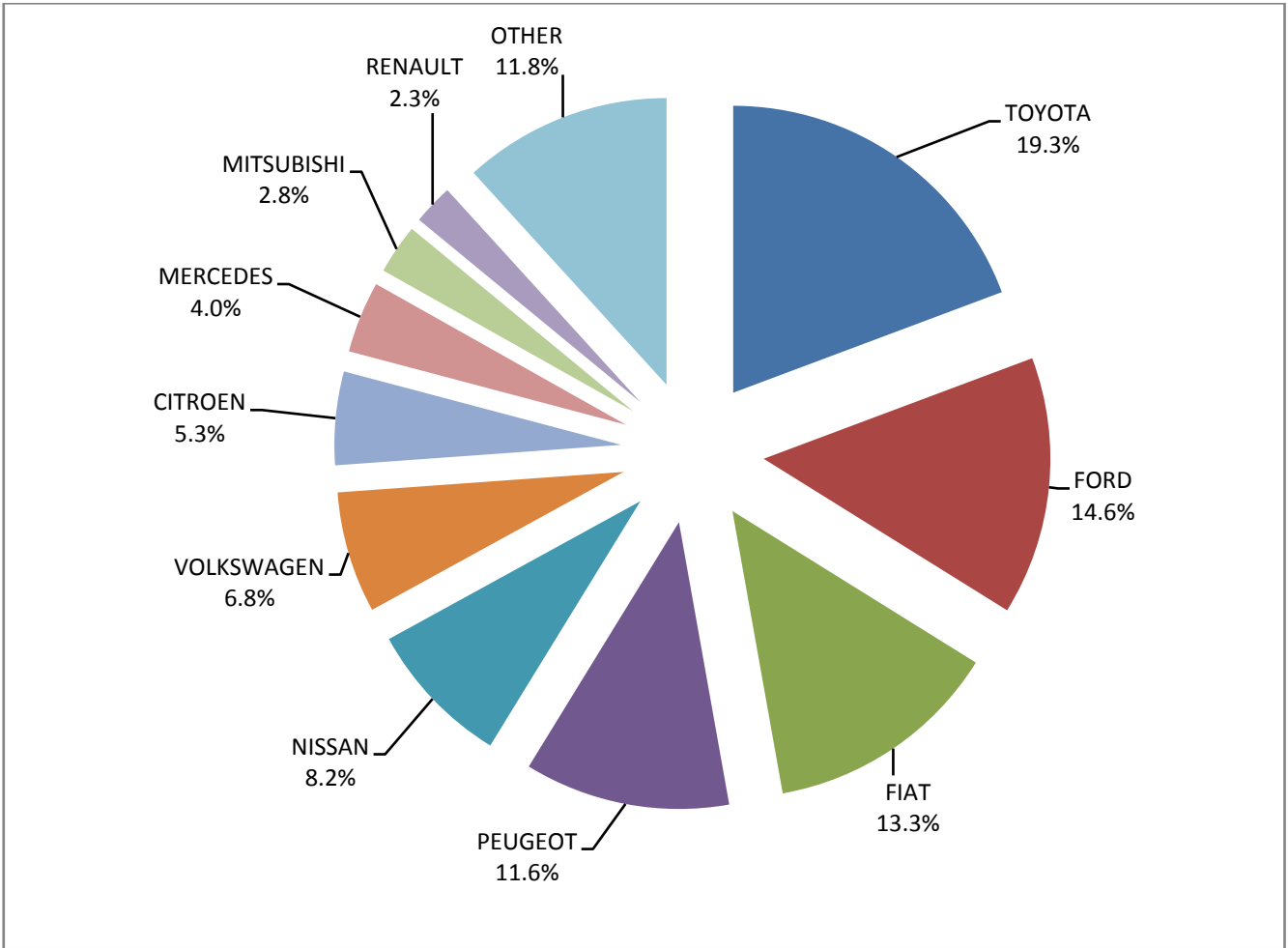
Table 5
Sales of new and used lorries by make: April 2018 and January - April 2018

Make	Lorries			
	April		January - April	
	new	used	new	used
CADILLAC	-	-	-	1
CHEVROLET	-	-	-	1
CHRYSLER	-	1	-	2
CITROEN	30	37	136	207
DACIA	10	3	28	10
DAF	1	31	4	141
DAF TECMEC A.E.B.E.	-	-	1	-
DAF A. & I. ΔΕΡΒΙΣΗ O.E	-	-	1	-
DAIHATSU	-	2	-	3
DENNIS EAGLE	-	1	-	1
DODGE	-	-	-	5
FIAT	76	166	331	855
FIAT DYNA TRAILERS S.A.	-	-	2	-
FIAT-IVECO	1	7	1	27
FORD	83	155	409	710
FORD A. KAOUSSIS SA	-	-	2	-
FORD STATHIS	-	-	-	1
GONOW	-	-	-	1
GREAT WALL MOTOR	-	-	-	2
HYUNDAI	-	3	1	24
INTRALL POLSKA	-	-	-	1
ISUZU	8	18	81	83
IVECO	4	13	7	83
IVECO MAGIRUS	-	4	-	17
KIA	-	2	-	4
LAND ROVER	-	1	-	3
MAHINDRA	-	-	-	2
MAN	-	55	8	235
MAN A. KAOUSSIS SA	10	-	10	-
MAN DYNA TRAILERS S.A.	-	-	5	-
MAN ΕΥΓΕΝΕΙΑΔΟΥ ΜΑΡΙΑ & ΣΙΑ O.E.	-	-	3	-
MAN ΖΑΚΟΣ GROUP A.B.E.E.	-	-	2	-
MAZDA	-	29	2	138
MERCEDES	23	319	109	1,495
MERCEDES A&I ΔΕΡΒΙΣΗΣ	-	-	-	2
MERCEDES A. KAOUSSIS SA	4	-	16	-
MERCEDES DYNA TRAILERS S.A.	9	-	21	-
MERCEDES F.X. MEILLER	-	1	-	1
MERCEDES RAUSCH GMBH & CO KG	-	-	-	1
MERCEDES SMYRLIADIS	1	-	1	-
MERCEDES ΘΕΟΧΑΡΗΣ ΝΤΟΥΝΑΣ	-	-	8	-
MERCEDES ΤΑΞΙΑΡΧΟΥ	-	-	1	-
MITSUBISHI	16	57	71	266
MITSUBISHI DYNA TRAILERS S.A.	-	-	1	-

Table 5 (cont)
Sales of new and used lorries by make: April 2018 and January - April 2018

Make	Lorries			
	April		January - April	
	new	used	new	used
mitsubishi A. KAOUSSIS SA	-	-	1	-
NISSAN	47	93	198	469
NISSAN THEODORIDIS TANK S.M.P.C.	2	-	2	-
NISSAN ΝΤΟΥΝΑΣ ΘΕΟΧΑΡΗΣ	-	-	1	-
OAF	-	-	-	1
OPEL	12	64	54	344
PEUGEOT	66	38	309	195
PFAU	-	-	-	3
PIAGGIO	2	6	7	20
PIAGGIO & C SPA A. KAOUSSIS SA	1	-	1	-
PSAUS	-	-	-	1
RAM	-	1	-	1
RENAULT	13	90	63	413
RENAULT ΑΡΜΑ ΠΑΝΤΕΛΙΔΗΣ	-	-	-	1
SCAM SRL	-	-	-	1
SCANIA	-	31	5	166
SCODA	-	1	-	1
SEAT	-	2	-	6
SKODA	-	7	-	26
SSANGYONG	-	-	-	3
STEYER	-	-	-	1
SUZUKI	-	1	-	2
TATA	-	1	-	2
TERBERG	-	1	-	1
TOYOTA	110	60	370	300
VOLKSWAGEN	39	77	180	431
VOLVO	1	82	10	321
VOLVO A. KAOUSSIS SA	-	-	1	-
VOLVO DYNA TRAILERS S.A.	-	-	1	-
VOLVO A. & I. ΔΕΡΒΙΣΗ Ο.Ε	1	-	1	-
TOTAL	570	1,460	2,466	7,031

Graph 10. Sales of new lorries by make (April 2018)



Graph 11. Sales of new lorries by make (January - April 2018)

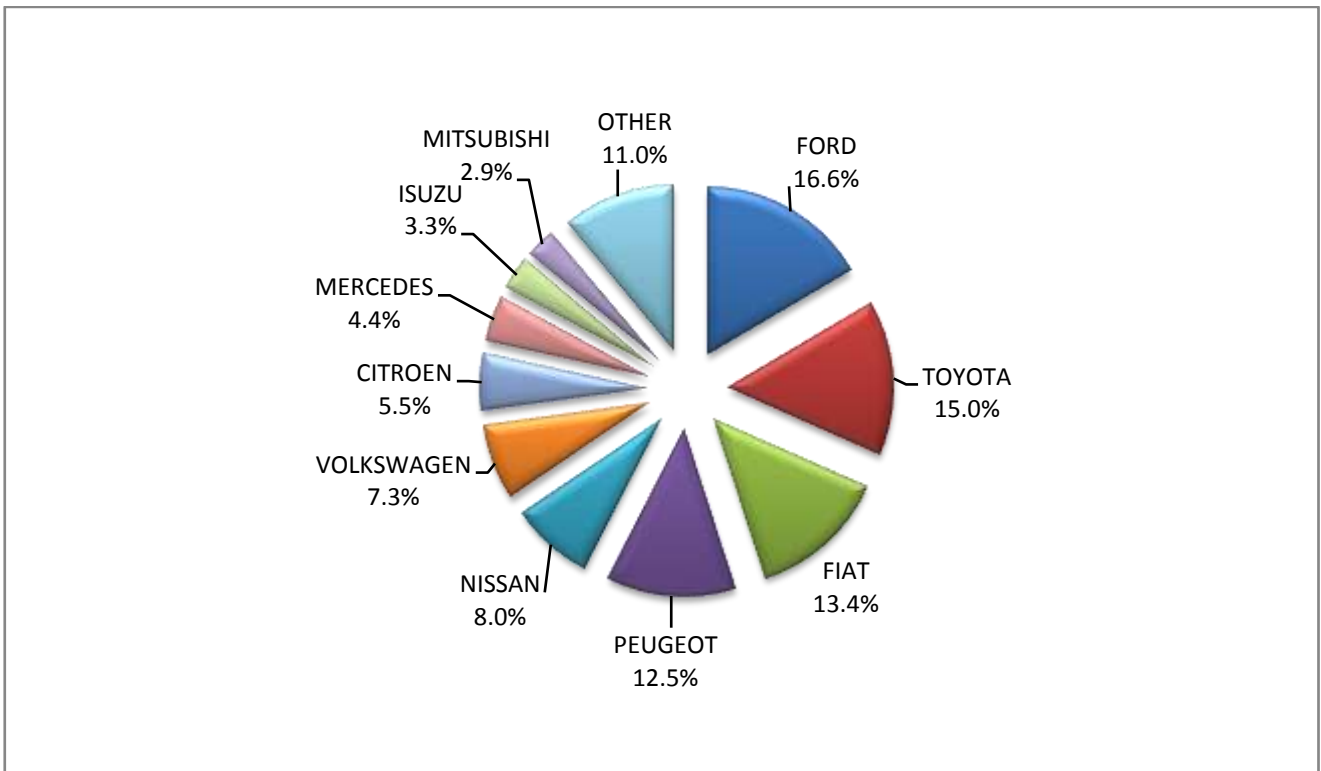


Table 6
Sales of new and used buses by make: April 2018 and January - April 2018

Make	Buses			
	April		January - April	
	new	used	new	used
BOVA	-	5	-	16
DAF	-	-	-	1
EOBUS	-	2	-	5
FIAT	-	1	-	2
FIAT IVECO	-	1	-	2
FORD	-	3	1	10
IRISBUS	-	-	-	1
IRIZAR	-	-	-	1
ISUZU	1	-	1	1
IVECO	-	2	1	6
IVECO NIKAS	-	-	1	-
KASSBOHRER	-	1	-	1
MAN	-	5	-	17
MAN/NEOPLAN	1	-	2	-
MERCEDES	2	54	9	178
MERCEDES ERDUMAN	1	1	3	1
MERCEDES ERMISBUS	2	-	4	-
MERCEDES NIKAS	5	-	11	-
MERCEDES PAPADAKIS	-	-	8	-
MERCUS	-	1	-	1
NEOPLAN	-	4	4	14
OPEL	-	-	2	-
OTOKAR	1	1	1	1
RENAULT	-	2	-	6
SCANIA	-	4	-	12
SCANIA HIGER	1	-	4	-
SETRA	-	11	11	40
TEMSA	-	6	3	14
VAN HOOL	-	3	-	8
VOLKSWAGEN	-	2	-	7
VOLVO	-	2	-	5
VOLVO IRIZAR	-	-	2	-
XIAMEN KING LONG	-	1	-	2
TOTAL	14	112	68	352

Graph 12. Sales of new buses by make (January -April 2018)

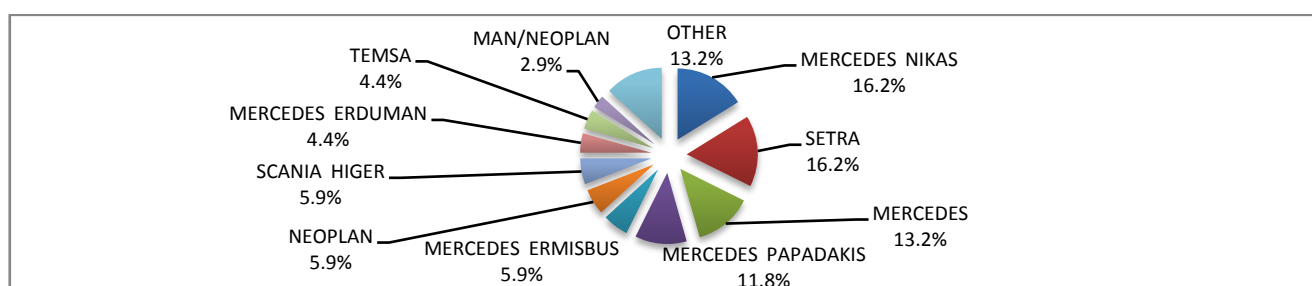


Table 7
Sales of new and used motorcycles by make or manufacturer: April and January - April 2018

Make	Motorcycles			
	April		January - April	
	new	used	new	used
AGUSTA	-	1	-	1
AIE	-	1	-	1
APRILIA	4	20	11	44
ARCTIC CAT, MASSEY FERGUSON	-	-	-	2
ASKOLL	-	-	1	-
BAJAJ	5	-	7	-
BASHAN	-	-	1	-
BENELLI	23	-	72	1
BENZHO	-	1	-	1
BETA	4	-	21	1
BMW	65	8	236	37
BOMBARDIER RECREATIONAL PRODUCTS ING (BRP)	2	1	2	1
BRIXTON	5	-	26	-
CFMOTO	5	-	5	1
CG	-	-	6	-
DAELIM	7	3	18	4
DAYANG, DAYTONA MOTORS, NIPPONIA, KUBA	54	-	185	2
DAYANG, DAYTONA MOTORS, NIPPONIA, SALCANO	227	1	675	1
DAYTONA	3	-	11	1
DERBI	-	-	3	-
DONGFENG	-	-	1	-
DUCATI	18	4	50	8
EAGLE MOTORSPORTS	-	-	-	1
GAS GAS	-	-	-	1
GILERA	-	1	-	5
HAOJIAN, ZONTES, TAYO, Sharpon, IFINO, KIDEN, ZHONGYU, CUBTOM, DIYUN, NAMIN,TIM DERVI, VUKA, THUMP, RIPPER	2	-	9	-
HAOJIANG, SENKE, ZONTES, TAYO, YINGZHI, KIDEN, TANNY, ZHONGYU, RIPPER, FNX, RAFINZ, MONDIAL, FERRO, GB MOTORS	1	-	3	-
HAOJIANG, SENKE, ZONTES, TAYO, YINGZHI, KIDEN, TANNY, ZHONGYU, RIPPER, REVATTO, ZIPP, RAFINZ	1	-	2	-
HARLEY DAVIDSON	2	7	32	16
HESHAN, GOUJI, NANLIAN, MOTORCYCLE INDUSTRY, ORCAL, AIS, HERALD MOTOR COMPANY,MACBOR,MOTOBI	1	-	1	-
HONDA	329	55	957	183
HSUN, HISUN, APACHI, Mx, MASAI, HYTRACK, TRAPPER, PUMAREX, ASYAMOTOR, DAYTONA MOTORS, GEON, KRAL	1	-	1	1
HUSABERG	-	-	-	2
HUSQVARNA	2	-	10	1
HYOSUNG	1	-	1	-
INDIAN MOTORCYCLE	1	-	12	-
ITALCAR	-	-	-	1
ITALJET	-	-	-	1
JIAJI, HUATIAN, FEILING, LINTEX, GOMAX, SOMOTO, TECHMOOVE, TAURIS	1	-	2	-
JIAJUE, JINDING, LANYING, DHS, MIROMOTO, ALPHAMOTO, SPRINT, QLINK, MAXON, RICH MOTORS, EUROCKA(CKA), PEDA	1	-	1	-
JIALING, MOTORAN, TRAXX, SPADA, SKYWING, SPD, ASUS, RACING	-	-	2	-

Table 7 (cont.)
Sales of new and used motorcycles by make or manufacturer: April and January - April 2018

Make	Motorcycles			
	April		January - April	
	new	used	new	used
JIANSHE	3	-	5	-
JIAYUAN	2	-	25	-
JINCHENG	-	-	1	-
JINLANG, ZIPP, HORS, IVA, Ariic, figuretta motorcycles fat boy, btc, agm, lintex, razory, romet, motors	1	-	2	-
JINLANG, ZUNDAPP, XHODNA, APGmoto, COLIBRI, RAZORY, VIARELLI, SUMCO, FLEX TECH, IVA, TNT moto	5	-	7	-
JLAJI, HUATIAN, FEILING, TUTU, EPM, Mondid, KINGWAY, ROMET MOTORS	1	-	2	-
JMSTAR, SHENKE, HUIBANG, JONWAY, MOTORAN, MINELLI, LAPO MOTORS	-	-	2	1
KAWASAKI	20	3	70	17
KENBO	-	-	1	-
KL	-	-	1	-
KTM	18	2	113	7
KWANG YANG	-	2	-	7
KYMCO	152	46	361	126
LIFAN, SKYGO, HONLEI, BISAN-LIFAN, TRUVA, SALCANO, YUKI, RAMZEY, BRANSON, SUMCO, NEMO, XPLORER, LEVO, ACONDA	-	-	8	-
LINHAI, KUBA, ONLINE, LHY	10	-	16	-
LML	-	1	-	1
LONCIN, KINLON, LONGTING, KUBA, YUKI, MONDIAL, STMAX, KANUNI, MOTORAN, ASYA, QUSWA, PUMAREX, RALLY USA, MOD, CCM	-	-	6	-
LONGJIA, ITALJET, ORCAL, BEELINE	2	-	2	-
LONGJIA, ITALJET, ORCAL, BEELINE, ROMET MOTORS, GEMINI, LEXMOTO, JAHANRO, VGA, DAYTONA MOTORS	5	-	7	-
LONGJIA, ORCAL, TNT MOTOR, BEELINE, VGA, ITALJET, GEMINI, lexmoto, Jahanro, italo, NECO	20	-	33	-
MALAGUTI	-	1	-	3
MBK	-	-	-	6
MELEX	-	-	1	-
MG MOTO	5	-	14	-
MGK HM	192	2	662	2
MODENAS	1	-	2	-
MOTO GUZZI	2	1	8	2
MOTO GUZZI di Piaggio & S.p.A	1	-	1	-
MOTO S.P.A	1	-	11	-
MV AGUSTA	1	-	5	1
NIPPI	-	-	-	1
NIPPONIA	-	1	-	1
ORCAL	1	-	1	-
PEUGEOT	14	1	56	1
PIAGGIO	524	51	1,513	122
PIONEER, LEXMOTO, PULSE, BULLIT, OMAKS, JHC, ASYA, MONDIAL, KUBA, ACE	1	-	1	-
POLARIS	11	-	15	-
QINGQI, CLEVELAND CYCLEWERKS ACE, CLEVELAND ACE, CLEVELAND CYCLEWERKS ACE DELUXE	3	-	11	-
QINGQI, PIONEER, i-moto, SUPERBYKE, KENROD, QLINK, YUKI, SACHS-Bikes, DAYTONA	2	-	7	-

Table 7 (cont.)

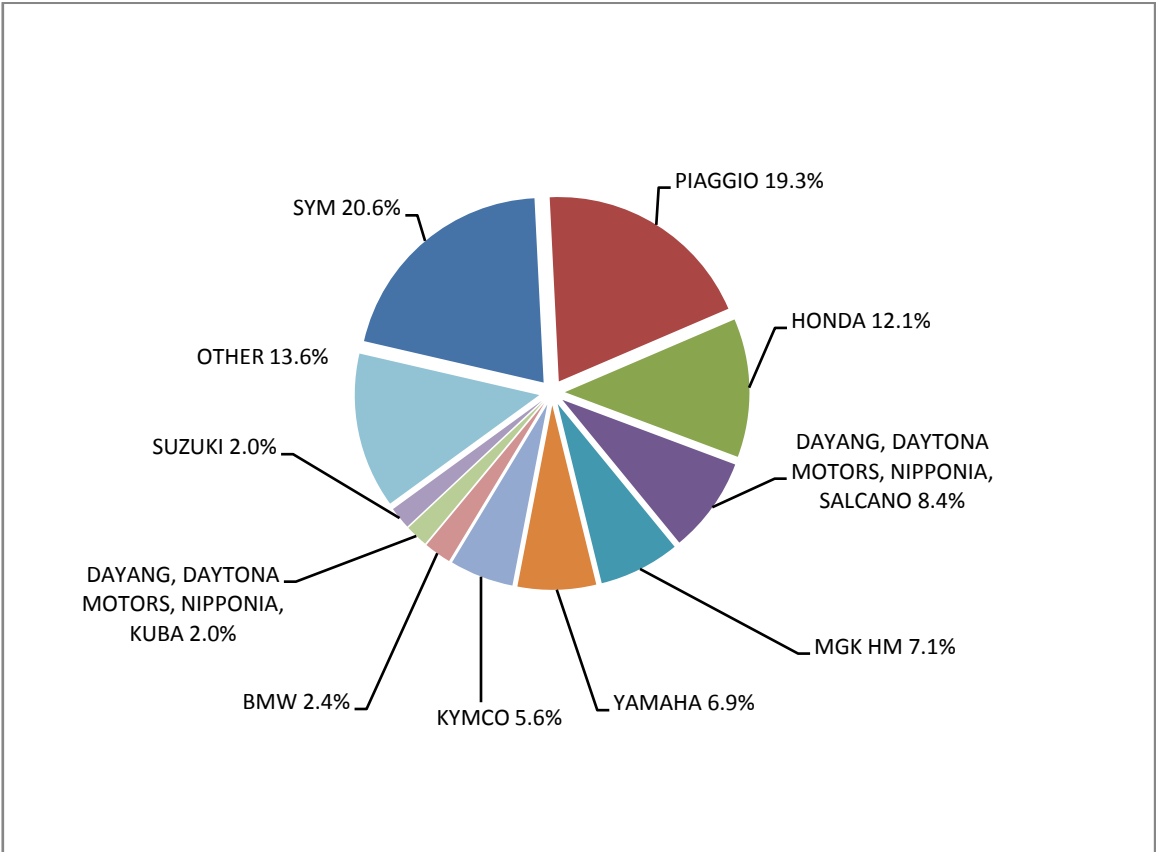
Sales of new and used motorcycles by make or manufacturer: April and January - April 2018

Make	Motorcycles			
	April		January - April	
	new	used	new	used
QJ, QJIANG, KEEWAY, LEONE, KUBA, RKS, EMPIRE KEEWAY, BENELLI, TELL, KREIDLER, KSR MOTO, GENERIC, EXPLORER, RIDE	-	-	1	-
QJ, QJIANG, KEEWAY, LEONE, KUBA, RKS, GENERIC, EXPLORER, RIDE, VENGO	1	-	3	-
QJ, QJIANG, KEEWAY, LEONE, KUBA, RKS, TELL, EMPIRE KEEWAY, BENELLI, VENGO	8	-	18	-
QJ, QJIANG, KEEWAY, LEONE, tell, KUBA, RKS, BENELLI, VENGO	12	-	18	-
QUADDY	-	-	1	-
QUADRO	-	-	-	1
REGAL-RAPTOR, CAJERO, AJS, YUK	-	-	-	1
RENAULT	-	-	-	1
RIYA, HONLING, YAMAKOYO, TIANYING, GOES, SANYOU, BM, FUN BIKE, WOTTA	-	-	1	-
SANYANG	-	2	-	3
SANYOU, TARO, CHUANGTAI, GOES, JUNAK, WOTTAN, BARTON MOTORS, MAGPOWER, CAPIRELLI, OVERBIKES, PEDA	1	-	2	-
SHANYANG, ATLAS PANTHER, YAMAZUKI MOTO, MOTORKING, Hirlee, XB	11	-	24	-
SHERCO	-	1	3	1
SHINERAY	-	-	3	-
SHINERAY, MASH, SCRAMBLER, MONDIAL, DERRACE	-	-	1	-
SHINERAY, MONDIAL, DAYTONA MOTORS, WK, ROMET MOTORS, MASH, M1NSK, WK BIKES	1	-	4	-
SINNIS	-	-	-	1
SKYTEAM, SACIN, METALCO, SOKUDO, BAZUKA, MINICO, MOTOS BORDOY, SUMCO, ROXON, CSR, MONKEY BIKES, FAZTEK	-	-	7	-
SKYTEAM, SASIN, CSR, METALCO, SOKUDO, BAZUKA, MINICO, MOTOSBASI	2	-	10	-
SUZUKI	53	16	161	64
SYM	558	7	1,670	28
TAYO, HAOJIANG, ZHONGYU, THUMP, THUMPSTAR, KIDEN, ZONTES, Junak, SENKE, TANNY, TYAN, ROMET	3	-	9	-
TIANYING, RIYA, HONGYUNDA, TYM, HONLING, TAMCO, ALISON, DMK MOTORS, WLIE, LEEWAY, WLXQ, AP Gmoto, ALFA	6	-	13	-
TIANYING, RIYA, QISHENG, YAMAKOYO, HONGLING, ZIPP, TOROS, ROMET, ROMET MOTORS, ROUTER, VENTO, ASYA, BENYCO, BARA	-	-	4	-
TOMBERLIN	-	1	-	1
TRIUMPH	15	2	49	8
URAL	-	-	1	-
WANGYE, SANBEN, UM, KENOS, SUPERBYKE, MDC, MISTRAL, STREET ELEGANCE, 4WMOTO, RIVERO, VIKERS, ZIPP, SANLI, GOWINN	7	-	22	-
WANGYE, SANBEN, UM, MONDIAL, KENOS, SUPERBYKE, RIALLI, MDC, Street Elegance, 4WMOTO, MISTRAL, RIVERO, VIKERS	4	-	12	-
WUYANG	-	-	1	-
XGJAO, YUAN, SKYJET, KAISAR	1	-	4	-

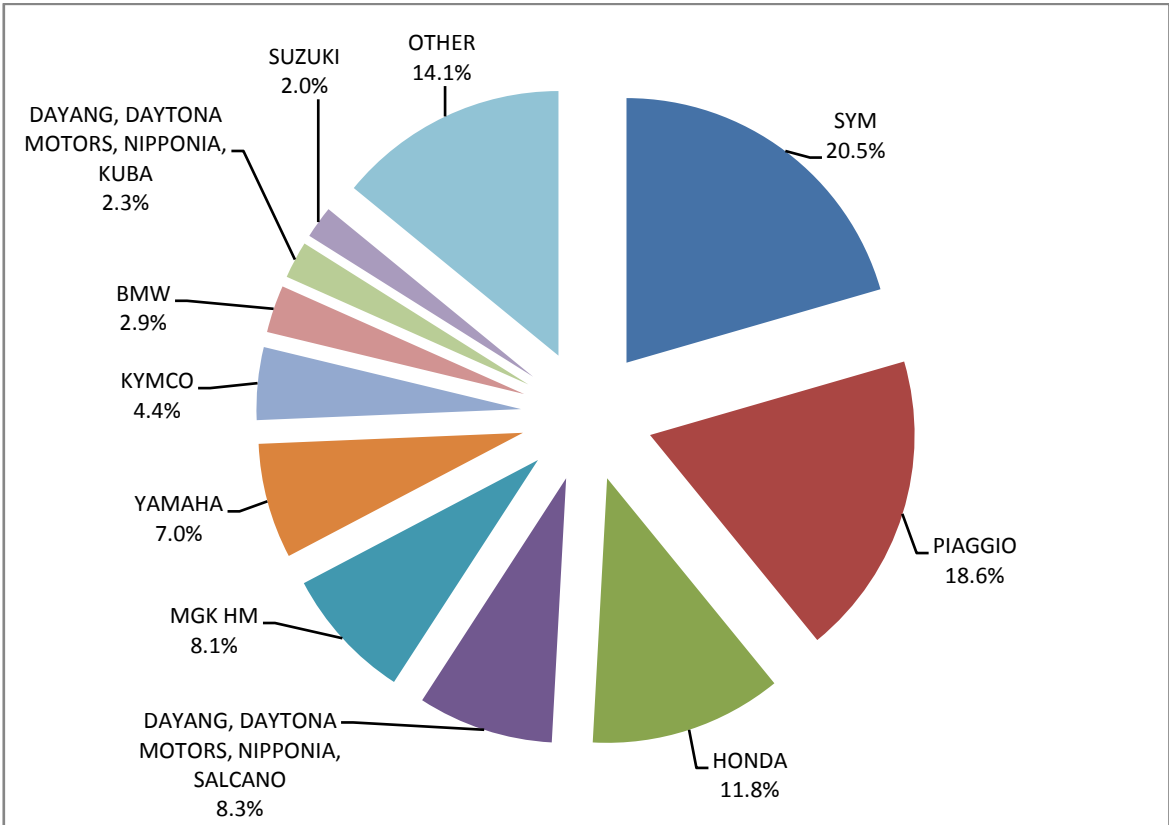
Table 7 (cont.)
Sales of new and used motorcycles by make or manufacturer: April and January - April 2018

Make	Motorcycles			
	April		January - April	
	new	used	new	used
XGJAO, ZIPP, TOROS, ROMET, ROMET MOTORS, ROUTER, VEEROAD, DAYTONA MOTORS, GEMINI, MH MOTORCYCLES, MTG MOTORS	4	-	4	-
XINLING	-	-	2	-
XINLING, HEROWAY, LEDOW	3	-	5	-
YAMAHA	186	74	573	235
YAMAHA, MBK	48	-	120	-
YINGANG	-	-	1	-
YINGANG, BENYI, ROMET MOTORS, YUKI, ROUTER, MOTORAN, DAYTONA MOTORS, M1NSK, KUBA, MONDIAL	1	-	4	-
YINXIANG, KENBO	1	-	3	-
YINXIANG, KENBO, CHEETA, FEKON, VE	1	-	1	-
YINXIANG, MONDIAL, GEMINI, TCB	1	-	1	-
YINXIANG, KENBO, JLM, FEKON, RTM, HILTON, DAICHI, EHSAN, PARVAZ, PMS, ARSHAD, NATALI, SAHAR, MSM BRAVIA	-	-	1	-
YIYING, BENZHOU, EAGLE-GING, AIYUMO, RAZZO	-	-	-	1
ZERO ENGINEERIN	-	1	-	3
ZHONGNENG, ASYA, daDo, ZNEN, Baron	-	-	-	1
ZHONGNENG, ZNEN, AGM, AJS, YUKI, COLIBRI, EUROCKA, BTC, NOVA MOTORS, LEXMOTO, Actionbikes Motors	10	-	32	-
ZONGSHEN, ZIP STAR, ZEALSUN, KENTOYA, MOTOROMA, PRONAR, KEEWAY, MOTOVELO, ASYA	4	-	9	2
ZONGSHEN, ZIP STAR, ZEALSUN, RYMCO	1	-	2	-
ZONGSHEN, ZIPSTAR, ZEALSUN, KENTO	2	-	4	-
ZXMCO, ZHONGXING, BEWHEEL, TURBHO, RAZZO, MOTORAN, RABBIT MOTORS	1	-	1	-
TOTAL	2,709	318	8,139	967

Graph 13. Sales of new motorcycles (April 2018)



Graph 14. Sales of new motorcycles (January - April 2018)



EXPLANATORY NOTES

Survey on the issuing of new road motor vehicle circulation licenses	The survey on the issuing of new motor vehicle circulation licenses is a census survey. The released data give information, at country level, on the brand and type of the motor vehicle, as well as whether it is new or used. The survey does not include vehicles that move on rails, trolley busses, agricultural tractors and machinery. In addition, the following are excluded: all motor vehicles of the Armed Forces, Police, Fire Brigade, State Services, Diplomatic Corps, Foreign Missions, and Invalids of Wars, as well as motorcycles with a cylinder capacity less than 50 cc.
Legal basis	Law 3832/2010
Reference Period	April 2018
Coverage	The production of monthly data is based on the registers held by the Ministry of Infrastructure, Transport and Networks, which records all the monthly changes observed in the vehicle registration licenses at country level.
Definitions	<p>Road motor vehicle is any vehicle that, irrespective of the number of wheels, is moved by an engine and is designed to transport persons or cargo or both of them, either they are on the same single vehicle or on a trailer carried by the main motor vehicle.</p> <p>New road motor vehicle is any motor vehicle that is registered for the first time in Greece during the reference month and has not been put into circulation in any other country.</p> <p>Used motor vehicle is any motor vehicle that is registered for the first time in Greece and has been imported as a used one from abroad</p> <p>Passenger motor vehicle: it is a motor vehicle designed to carry mostly people, having no more than 9 seats, including the driver's seat.</p> <p>Bus: it is a motor vehicle, which is designed to carry mostly people, having more than 10 seats, including the driver's seat. (In the corresponding tables of this Press Release, this category also includes articulated buses.)</p> <p>Lorry: it is motor vehicle designed to carry mostly cargo. (In the corresponding tables of this Press Release, this category also includes tractors, tow trucks, articulated tractors, and trucks with trailers).</p> <p>Motorcycle: any two-wheeled motor vehicle, with or without sidecar, with maximum authorized design speed over 45 km/h, or in case it is powered by a combustion engine, with a cylinder capacity of 50 cc or over (In the corresponding tables of this Press Release, this category also includes the three-wheeled motor vehicles – motor tricycles).</p> <p>Tricycle motor vehicle: it is a motor vehicle with three symmetrical wheels with maximum authorized design speed over 45 km/h, or in case it is powered by a combustion engine, with a cylinder capacity over the 50 cc. This category also includes four-wheel vehicles, except the light four-wheel motorcycles, whose empty vehicle tare (excluding the weight of the fuel or mixture of fuel-oil or the weight of the batteries for electric cars) is up to 400 kg in the case the vehicle is designed for passenger use or up to 550 kg in case the vehicle is designed to carry cargo and whose engine is up to 15KW.</p>
Methodology	Exhaustive Survey. The primary data derive from the Ministry of Infrastructure, Transport and Networks and are based on the issuing of new circulation licenses as they are registered by the Regional Offices for Transport and Communications.
References	More information (graphs, tables) concerning the survey on the issuing of new motor vehicle circulation licenses are available on the webpage of ELSTAT, www.statistics.gr , under the link http://www.statistics.gr/en/statistics/-/publication/SME24/