



PRESS RELEASE

ISSUING OF MOTOR VEHICLE LICENSES: FEBRUARY 2018

The Hellenic Statistical Authority announces that in February 2018, 13,317 road motor cars (both new and used from abroad) were put into circulation for the first time, recording a 33.1% increase compared with the corresponding month of 2017 when the number of road motor cars was 10,006. In February 2017, a 43.1% increase had been observed in comparison with the corresponding month of 2016 (Table 1, Graphs 1,2,3,5). A total number of 7,421 new cars were put into circulation in February 2018 compared with 5,763 in February 2017, recording a 28.8% increase.

The new motorcycles (over 50cc) that were put into circulation for the first time in February 2018 amounted to 1,607, against 1,066 in 2017, thus recording a 50.8% increase. In February 2017, a 52.2% decrease had been observed in comparison with the corresponding month of 2016 (Table 1, Graph 4). Out of the above motorcycles 1,423 were new, while the corresponding figure in February 2017 was 895, recording a 59.0% increase.

During the period January - February 2018, 32,214 road motor cars (both new and used from abroad) were put into circulation for the first time, representing an increase of 39.4% compared to the corresponding period of 2017 when the number of road motor cars was 23,102. During the period January - February 2017 an increase of 30.9% had been observed in comparison with the corresponding period of 2016 (Table 3, Graphs 6,7). Out of the above number of road motor cars that were put into circulation, from January to February 2018, 16,967 were new, while the corresponding number during the respective period of 2017 was 12,909, recording an increase of 31.4%.

During the period January - February 2018 the circulation of new motorcycles (over 50cc) amounted to 3,516 against 2,129 in 2017, thus representing a 65.1% increase. A decrease of 46.0% had been observed during the period January - February 2017 in comparison with the corresponding period of 2016 (Table 3, Graphs 6,7). A total number of 3,134 new motorcycles were put into circulation, from January to February 2018, compared with 1,810 during the corresponding period of 2017, recording a 73.1% increase.

Information:

Trade and Services Statistics Division

Transport, Communications and Mass Media Section

Konstantinos Menexes

Tel: +30 213 135 2500

FAX: +30 213 135 2496

E-mail : k.menexes@statistics.gr

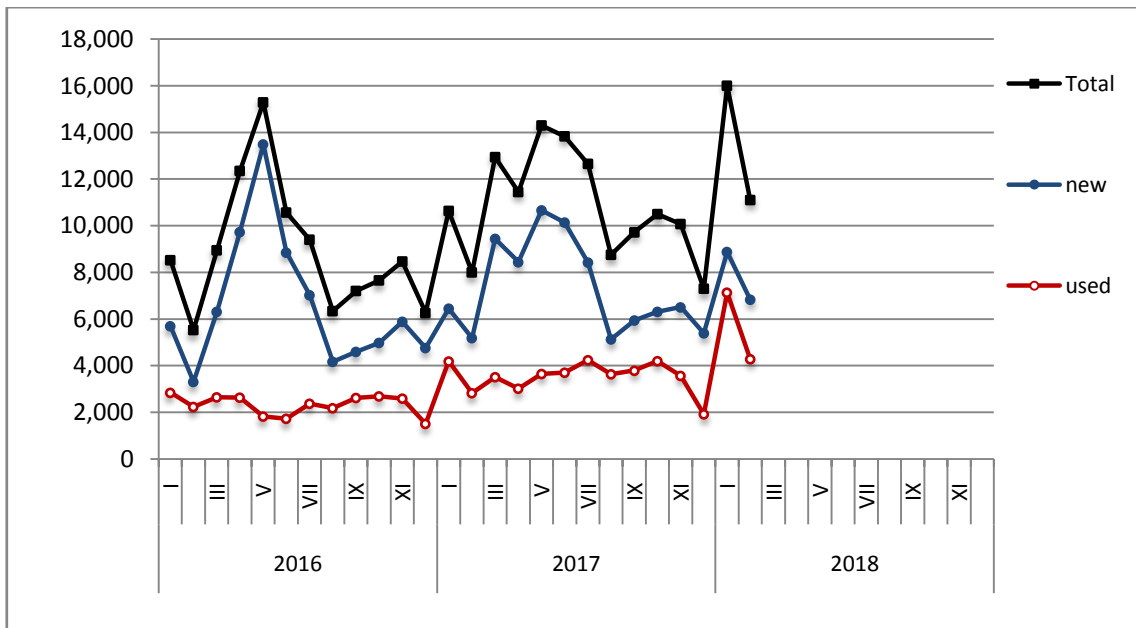
Table 1. Road motor vehicles, both new and used, put into circulation for the first time in Greece: February 2016 - 2018

Category of Road Motor Vehicles	February									Change (%)					
	2016			2017			2018			2017/2016			2018/2017		
	Total	New	Used	Total	New	Used	Total	New	Used	Total	New	Used	Total	New	Used
Greece, total															
Road Motor Vehicles,total	9,219	5,660	3,559	11,072	6,658	4,414	14,924	8,844	6,080	20.1%	17.6%	24.0%	34.8%	32.8%	37.7%
1. Road motor cars	6,990	3,595	3,395	10,006	5,763	4,243	13,317	7,421	5,896	43.1%	60.3%	25.0%	33.1%	28.8%	39.0%
Passenger Cars	5,534	3,305	2,229	8,010	5,189	2,821	11,110	6,833	4,277	44.7%	57.0%	26.6%	38.7%	31.7%	51.6%
Buses	55	10	45	88	25	63	70	9	61	60.0%	150.0%	40.0%	-20.5%	-64.0%	-3.2%
Lorries	1,401	280	1,121	1,908	549	1,359	2,137	579	1,558	36.2%	96.1%	21.2%	12.0%	5.5%	14.6%
2. Motorcycles > 50 cc	2,229	2,065	164	1,066	895	171	1,607	1,423	184	-52.2%	-56.7%	4.3%	50.8%	59.0%	7.6%
Prefecture of Attica															
Road Motor Vehicles,total	4,668	3,604	1,064	5,747	4,456	1,291	7,757	5,834	1,923	23.1%	23.6%	21.3%	35.0%	30.9%	49.0%
1. Road motor cars	3,533	2,490	1,043	5,133	3,867	1,266	6,931	5,037	1,894	45.3%	55.3%	21.4%	35.0%	30.3%	49.6%
Passenger Cars	3,167	2,341	826	4,601	3,585	1,016	6,292	4,744	1,548	45.3%	53.1%	23.0%	36.8%	32.3%	52.4%
Buses	20	5	15	30	16	14	29	6	23	50.0%	220.0%	-6.7%	-3.3%	-62.5%	64.3%
Lorries	346	144	202	502	266	236	610	287	323	45.1%	84.7%	16.8%	21.5%	7.9%	36.9%
2. Motorcycles > 50 cc	1,135	1,114	21	614	589	25	826	797	29	-45.9%	-47.1%	19.0%	34.5%	35.3%	16.0%

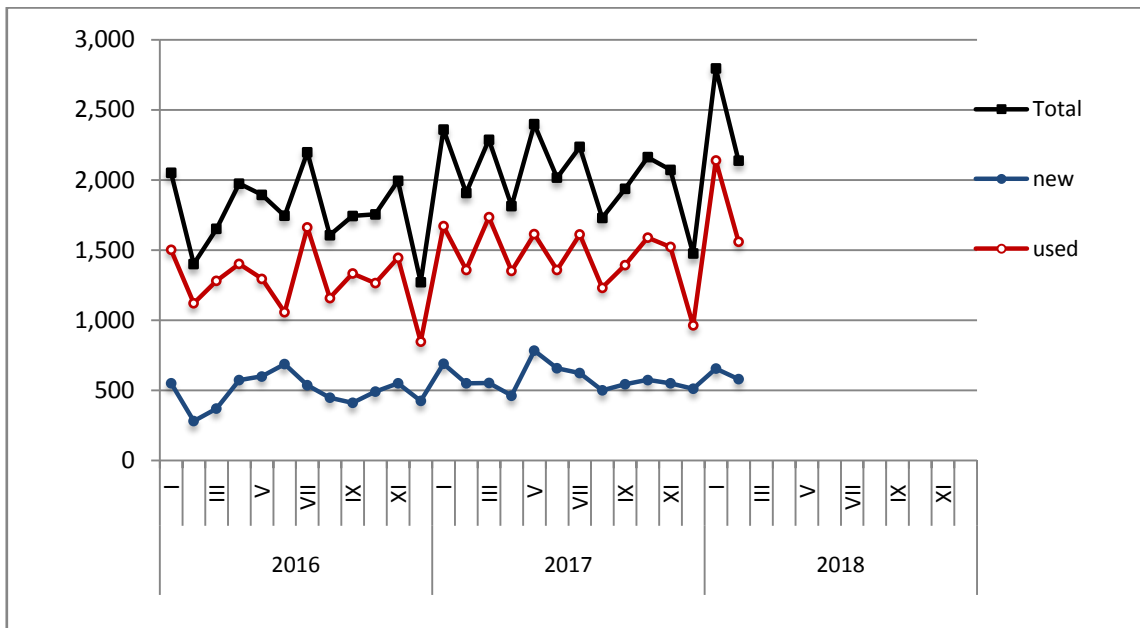
Table 2. Road motor vehicles, both new and used, put into circulation for the first time in Greece: March 2016 - February 2018

Category of Road Motor Vehicles	Average Mar. 2016 - Feb. 2017			Average Mar. 2017 - Feb. 2018			Change (%)		
							Average Mar. 2017 - Feb. 2018 / Average Mar. 2016 - Feb. 2017		
	Total	New	Used	Total	New	Used	Total	New	Used
Greece, total									
Road Motor Vehicles,total	14,721	10,636	4,085	16,488	10,784	5,704	12.0%	1.4%	39.6%
1. Road motor cars	11,197	7,332	3,865	13,734	8,270	5,464	22.7%	12.8%	41.4%
Passenger Cars	9,267	6,787	2,480	11,558	7,673	3,885	24.7%	13.1%	56.7%
Buses	88	17	71	88	14	74	0.0%	-17.6%	4.2%
Lorries	1,842	528	1,314	2,088	583	1,505	13.4%	10.4%	14.5%
2. Motorcycles > 50 cc	3,524	3,304	220	2,754	2,514	240	-21.9%	-23.9%	9.1%

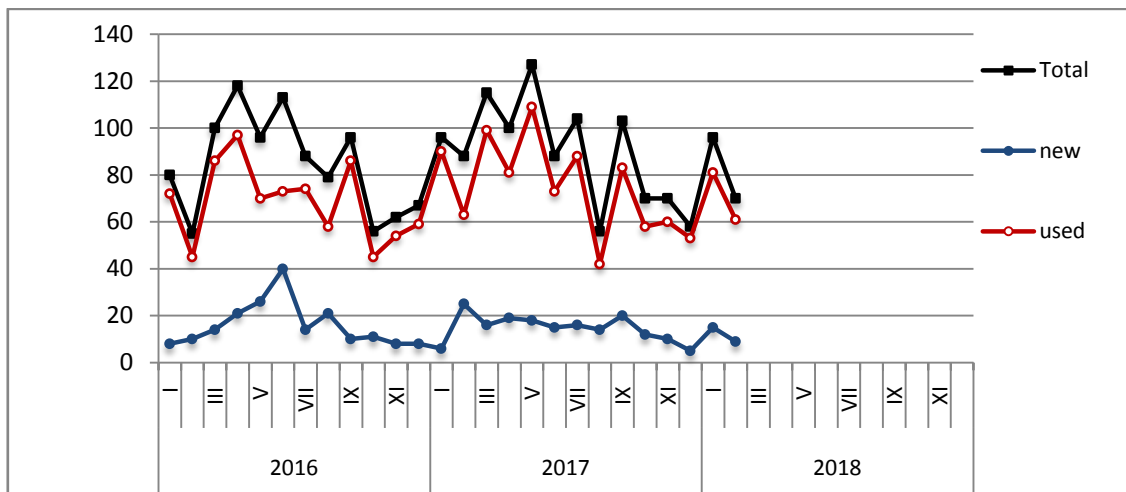
Graph 1: Passenger Cars (January 2016 - February 2018)



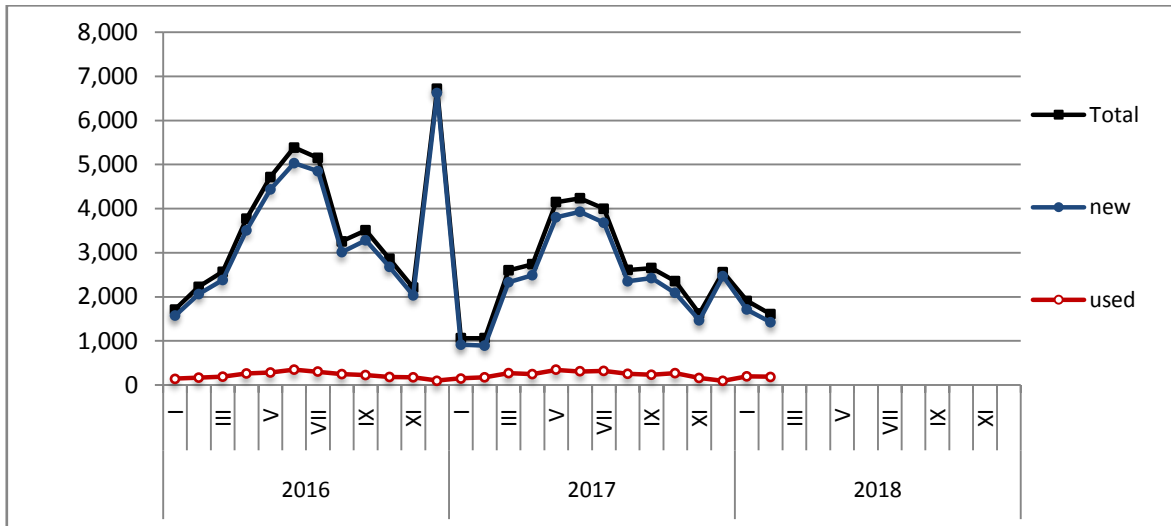
Graph 2: Lorries (January 2016 - February 2018)



Graph 3: Buses (January 2016 - February 2018)



Graph 4: Motorcycles (January 2016 - February 2018)



Graph 5: New Registrations of Motor Vehicles (February 2018)

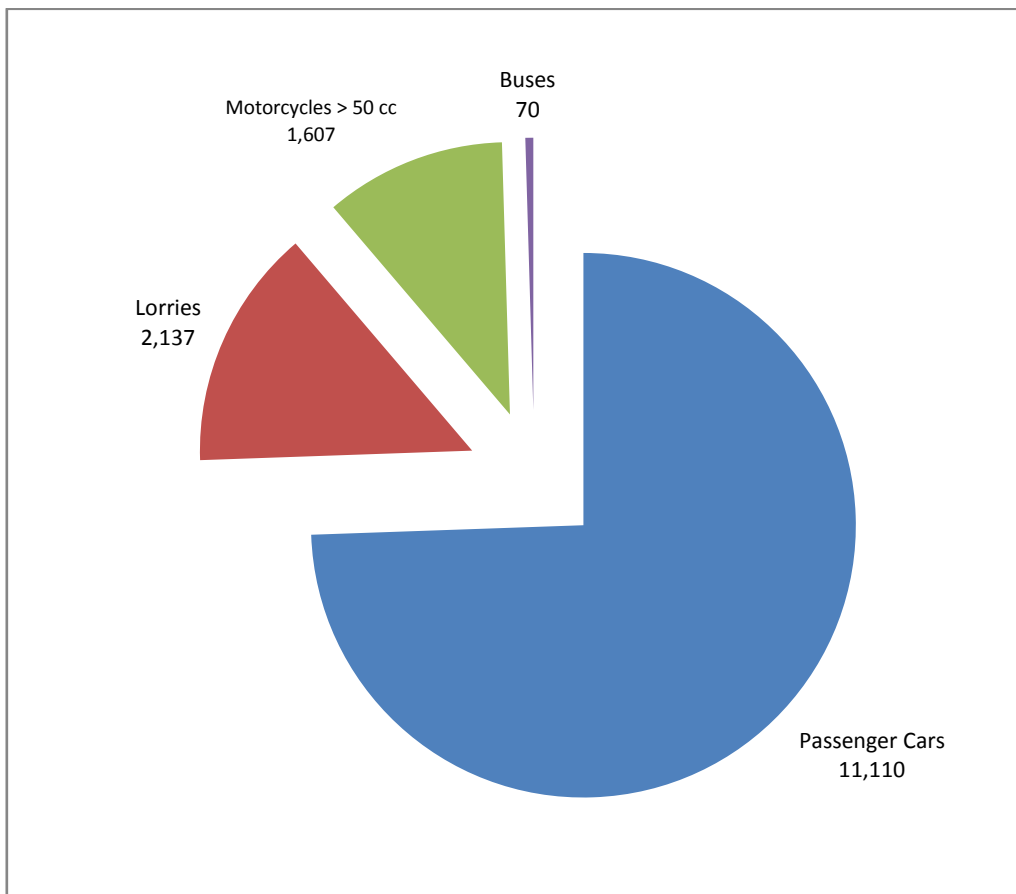
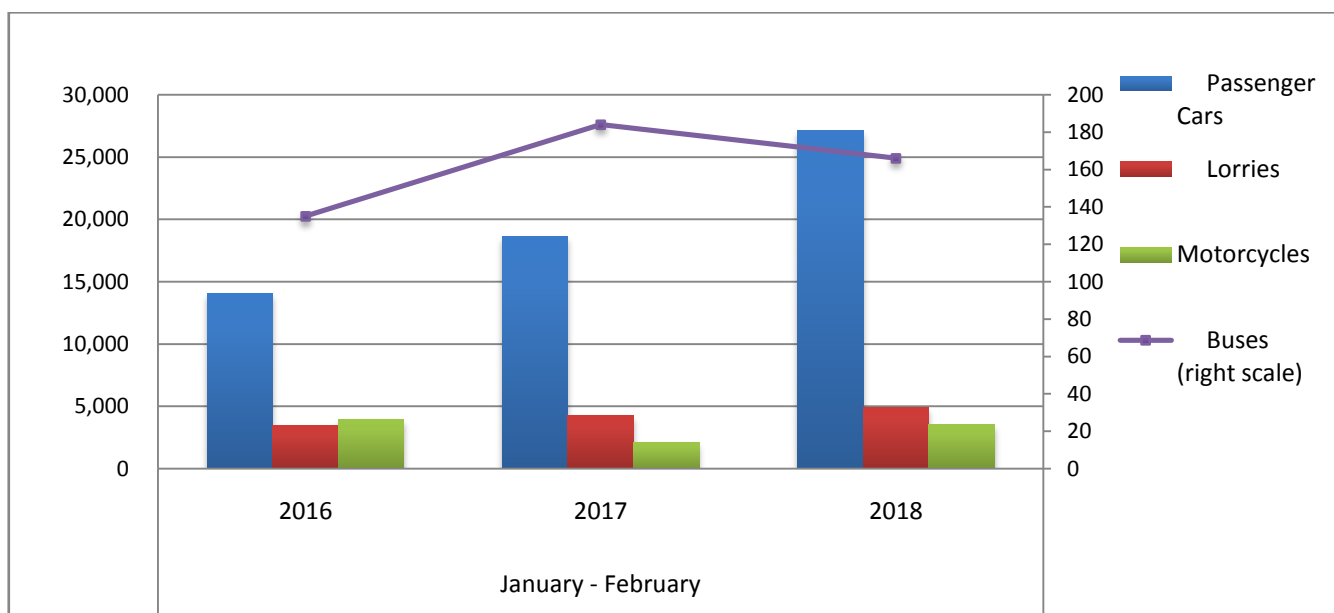


Table 3. Road motor vehicles, both new and used, put into circulation for the first time in Greece: Jan. 2016 - Feb. 2018

Category of Road Motor Vehicles	January - February									Change (%)					
	2016			2017			2018			2017/2016			2018/2017		
	Total	New	Used	Total	New	Used	Total	New	Used	Total	New	Used	Total	New	Used
Greece, total															
Road Motor Vehicles, total	21,597	13,481	8,116	25,231	14,719	10,512	35,730	20,101	15,629	16.8%	9.2%	29.5%	41.6%	36.6%	48.7%
1. Road motor cars	17,655	9,843	7,812	23,102	12,909	10,193	32,214	16,967	15,247	30.9%	31.1%	30.5%	39.4%	31.4%	49.6%
Passenger Cars	14,067	8,994	5,073	18,650	11,640	7,010	27,117	15,709	11,408	32.6%	29.4%	38.2%	45.4%	35.0%	62.7%
Buses	135	18	117	184	31	153	166	24	142	36.3%	72.2%	30.8%	-9.8%	-22.6%	-7.2%
Lorries	3,453	831	2,622	4,268	1,238	3,030	4,931	1,234	3,697	23.6%	49.0%	15.6%	15.5%	-0.3%	22.0%
2. Motorcycles > 50 cc	3,942	3,638	304	2,129	1,810	319	3,516	3,134	382	-46.0%	-50.2%	4.9%	65.1%	73.1%	19.7%
Prefecture of Attica															
Road Motor Vehicles, total	10,570	8,278	2,292	12,755	9,691	3,064	17,848	13,119	4,729	20.7%	17.1%	33.7%	39.9%	35.4%	54.3%
1. Road motor cars	8,508	6,265	2,243	11,555	8,546	3,009	15,956	11,303	4,653	35.8%	36.4%	34.2%	38.1%	32.3%	54.6%
Passenger Cars	7,645	5,876	1,769	10,322	7,881	2,441	14,569	10,700	3,869	35.0%	34.1%	38.0%	41.1%	35.8%	58.5%
Buses	45	7	38	53	18	35	58	16	42	17.8%	157.1%	-7.9%	9.4%	-11.1%	20.0%
Lorries	818	382	436	1,180	647	533	1,329	587	742	44.3%	69.4%	22.2%	12.6%	-9.3%	39.2%
2. Motorcycles > 50 cc	2,062	2,013	49	1,200	1,145	55	1,892	1,816	76	-41.8%	-43.1%	12.2%	57.7%	58.6%	38.2%

Graph 6. New Motor Vehicles Circulation Licenses: January 2016 - February 2018



Graph 7. New Registrations of Motor Vehicles January - February 2018

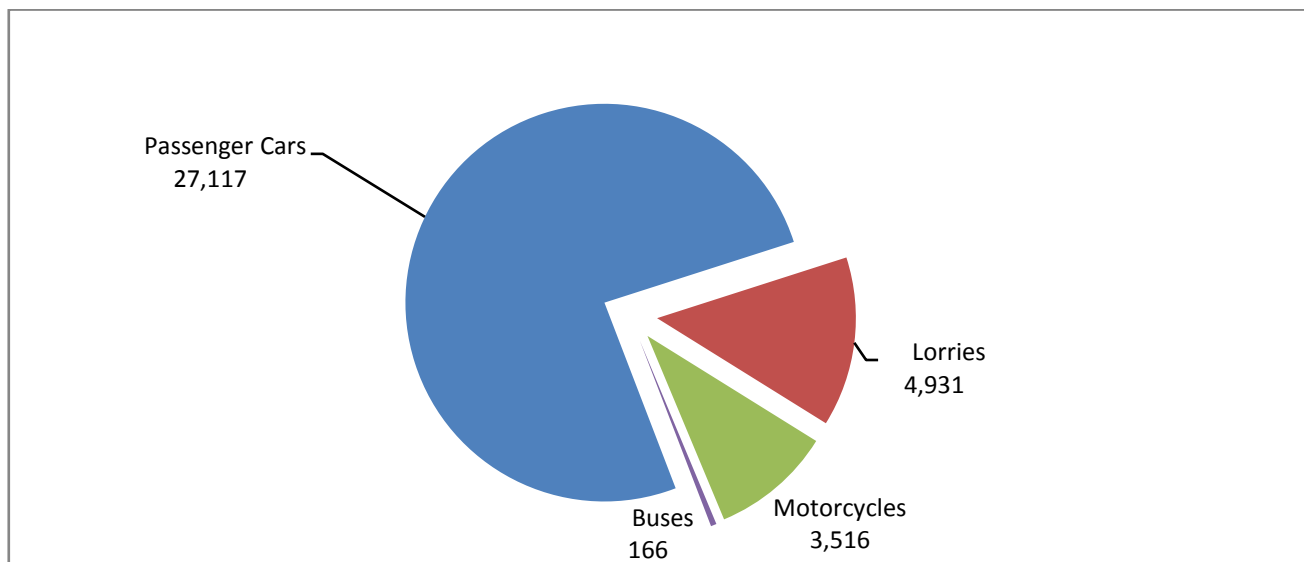


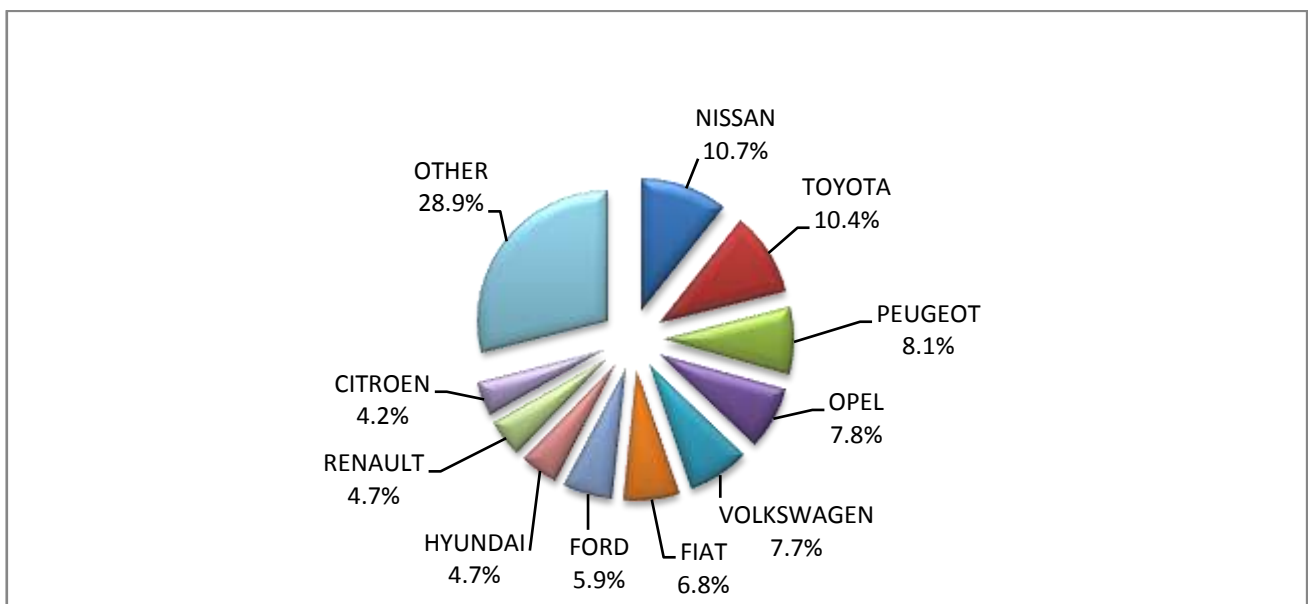
Table 4
Sales of new and used passenger cars by make: February 2018 and January - February 2018

Make	Passenger cars			
	February		January - February	
	new	used	new	used
ALFA LANCIA	-	-	-	1
ALFA ROMEO	49	36	78	72
AUDI	142	39	455	126
BENTLEY	-	1	1	1
BMW	123	46	247	128
CADILLAC	-	-	-	2
CHANGA CO	-	1	-	1
CHEVROLET	-	73	-	193
CHRYSLER	-	1	-	3
CITROEN	288	180	639	480
DACIA	69	14	170	42
DAIHATSU	-	50	-	130
DETHLEFFS	-	1	-	6
DODGE	-	-	-	1
FIAT	467	312	834	763
FIAT-IVECO	-	1	-	1
FORD	405	263	803	779
HONDA	43	62	123	173
HYUNDAI	321	184	842	467
JAGUAR	1	3	6	7
JEEP	74	4	190	9
KIA	201	49	439	125
LADA	-	-	-	1
LAMBORGHINI	-	1	-	1
LANCIA	-	27	-	54
LAND ROVER	10	15	29	33
LEXUS	3	1	8	4
MASERATI	1	1	1	1
MAZDA	-	33	1	98
MERCEDES	254	156	560	393
MERCEDES Z.MANTOS	7	-	22	-
MINI	74	29	151	88
MITSUBISHI	29	50	65	154
NISSAN	730	244	1,344	666
OPEL	532	550	1,288	1,501
PEUGEOT	556	148	1,435	429
PEUGEOT AUTO RIBEIRO	73	1	115	1
PORSCHE	7	3	12	16
RANGE ROVER	-	1	-	2
RENAULT	318	198	616	510
ROVER	-	-	-	1
SAAB	-	1	-	3
SCODA	3	-	7	-
SEA / MOBILVETT	-	1	-	3
SEAT	174	30	396	86
SKODA	280	68	575	146
SMART	42	195	76	462
SSANGYONG	-	1	4	3

Table 4 (cont)
Sales of new and used passenger cars by make: February 2018 and January - February 2018

Make	Passenger cars			
	February		January - February	
	new	used	new	used
SUBARU	3	6	10	15
SUZUKI	229	157	771	431
TATA	-	-	-	1
TOYOTA	713	858	1,926	2,324
VOLKSWAGEN	527	168	1,246	441
VOLVO	85	14	224	30
TOTAL	6,833	4,277	15,709	11,408

Graph 8. Sales of new passenger cars by make (February 2018)



Graph 9. Sales of new passenger cars by make (January - February 2018)

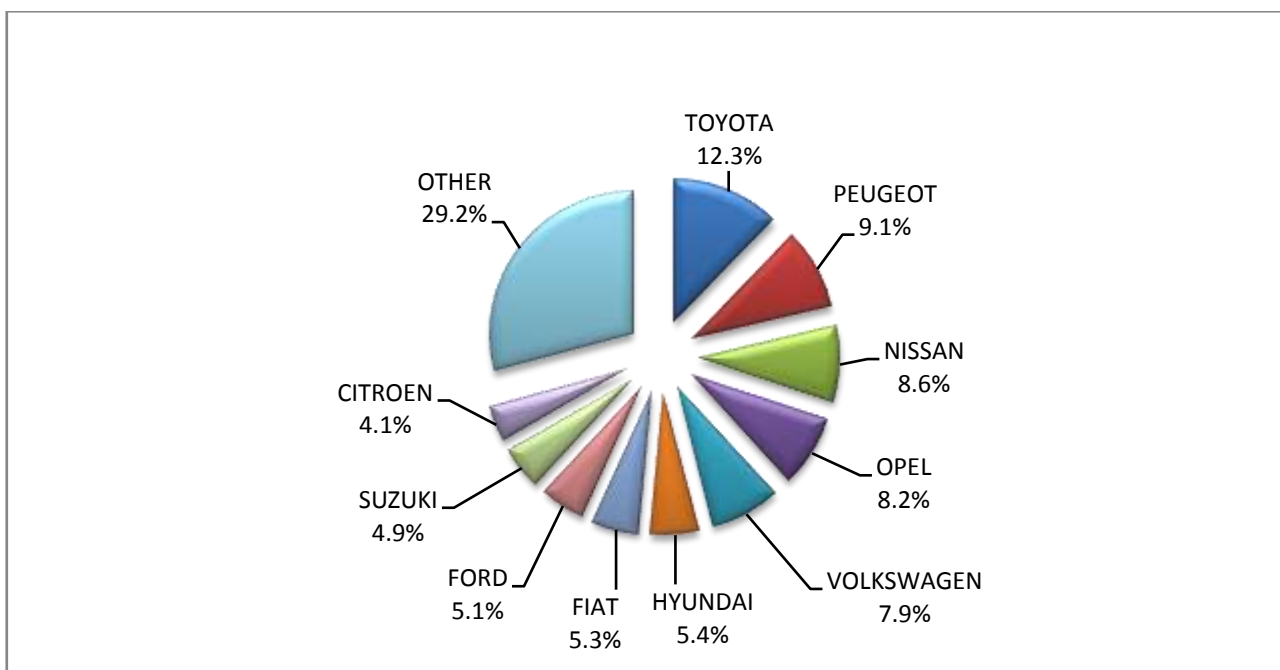


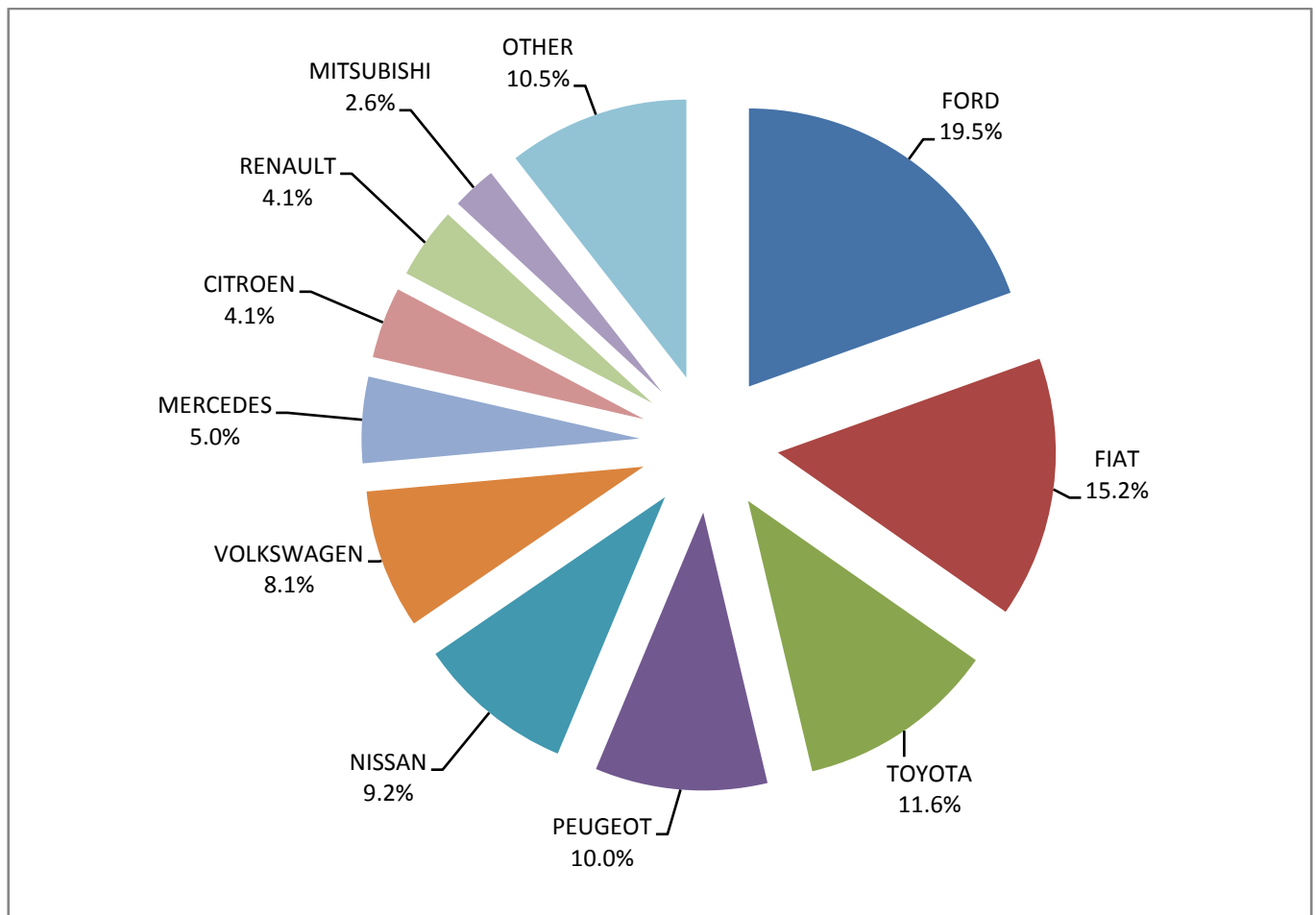
Table 5
Sales of new and used lorries by make: February 2018 and January - February 2018

Make	Lorries			
	February		January - February	
	new	used	new	used
CADILLAC	-	-	-	1
CHEVROLET	-	-	-	1
CHRYSLER	-	-	-	1
CITROEN	24	52	56	103
DACIA	5	1	12	3
DAF	-	33	2	80
DAF TECMEC A.E.B.E.	-	-	1	-
DAF A. & I. ΔΕΡΒΙΣΗ Ο.Ε	-	-	1	-
DODGE	-	1	-	3
FIAT	88	174	163	446
FIAT DYNA TRAILERS S.A.	2	-	2	-
FIAT-IVECO	-	12	-	16
FORD	113	161	234	372
FORD STATHIS	-	-	-	1
GONOW	-	1	-	1
GREAT WALL MOTOR	-	1	-	1
HYUNDAI	-	9	1	16
INTRALL POLSKA	-	1	-	1
ISUZU	13	23	35	47
IVECO	1	20	2	38
IVECO MAGIRUS	-	-	-	5
KIA	-	1	-	1
LAND ROVER	-	1	-	2
MAHINDRA	-	1	-	1
MAN	7	51	8	116
MAN DYNA TRAILERS S.A.	3	-	3	-
MAN ΕΥΓΕΝΕΙΑΔΟΥ ΜΑΡΙΑ & ΣΙΑ Ο.Ε.	2	-	3	-
MAN ΖΑΚΟΣ GROUP Α.Β.Ε.Ε.	2	-	2	-
MAZDA	-	30	-	74
MERCEDES	29	333	67	782
MERCEDES Α. ΚΑΟΥΣΣΙΣ SA	2	-	7	-
MERCEDES DYNA TRAILERS S.A.	8	-	12	-
MERCEDES RAUSCH GMBH & CO KG	-	-	-	1
MERCEDES ΘΕΟΧΑΡΗΣ ΝΤΟΥΝΑΣ	2	-	3	-
MERCEDES ΤΑΞΙΑΡΧΟΥ	-	-	1	-
MINI	15	64	34	143
MITSUBISHI	15	64	34	143
MITSUBISHI Α. ΚΑΟΥΣΣΙΣ SA	-	-	1	-
MITSUBISHI DYNA TRAILERS S.A.	-	-	1	-
NISSAN	53	104	97	247
NISSAN ΝΤΟΥΝΑΣ ΘΕΟΧΑΡΗΣ	1	-	1	-
OPEL	8	77	26	183
PEUGEOT	58	47	140	105
PFAU	-	1	-	1
PIAGGIO	-	4	4	9

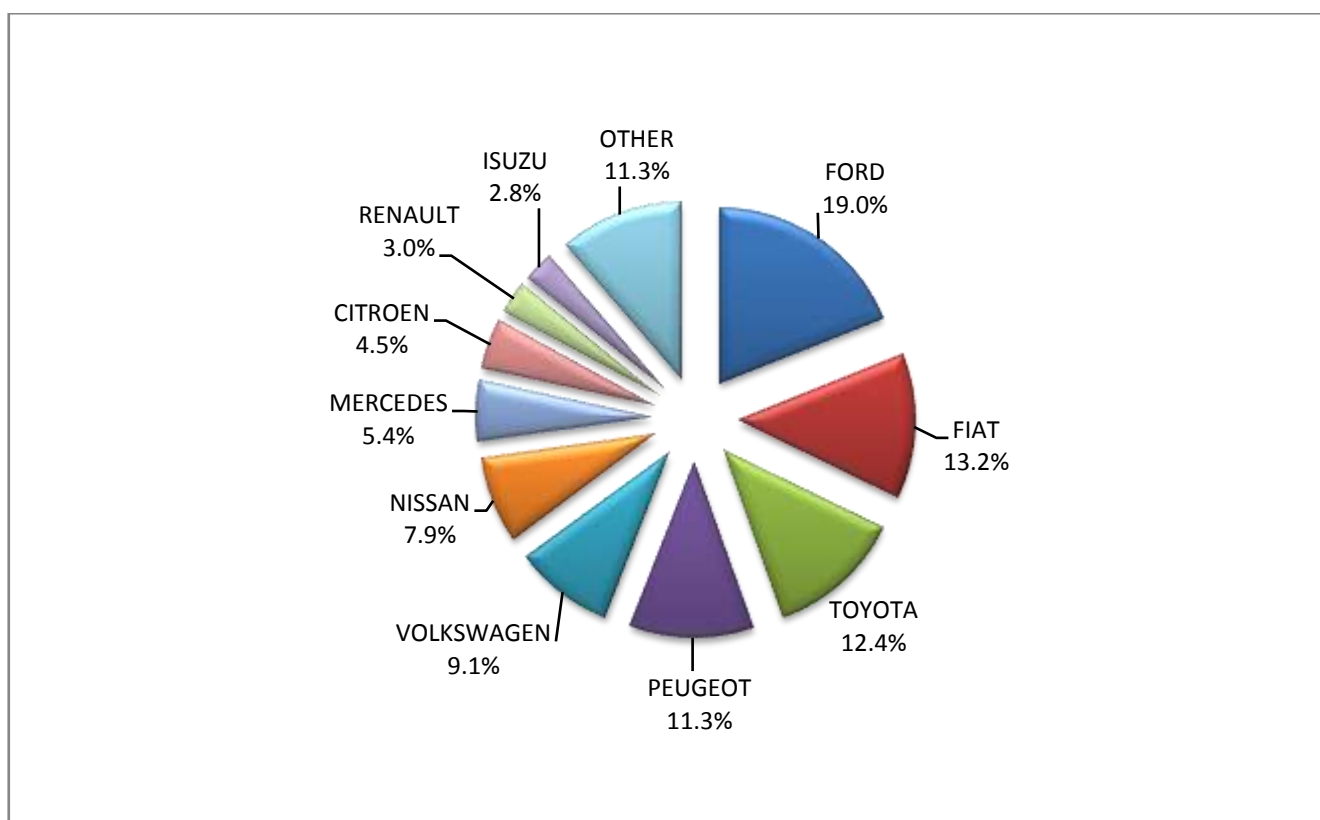
Table 5 (cont)
Sales of new and used lorries by make: February 2018 and January - February 2018

Make	Lorries			
	February		January - February	
	new	used	new	used
RENAULT	24	92	37	218
RENAULT APMA ΠΑΝΤΕΛΙΔΗΣ	-	-	-	1
SCAM SRL	-	1	-	1
SCANIA	2	34	4	92
SEAT	-	1	-	2
SKODA	-	7	-	13
SSANGYONG	-	2	-	3
STEYER	-	-	-	1
SUZUKI	-	-	-	1
TATA	-	1	-	1
TOYOTA	67	61	153	160
VOLKSWAGEN	47	96	112	246
VOLVO	2	60	8	157
VOLVO DYNA TRAILERS S.A.	1	-	1	-
TOTAL	579	1,558	1,234	3,697

Graph 10. Sales of new lorries by make (February 2018)



Graph 11. Sales of new lorries by make (January - February 2018)



**Table 6
Sales of new and used buses by make: February 2018 and January - February 2018**

Make	Buses			
	February		January - February	
	new	used	new	used
BOVA	-	1	-	5
EVOBUS	-	1	-	2
FIAT	-	1	-	1
FIAT IVECO	-	-	-	1
FORD	-	3	-	6
IRISBUS	-	1	-	1
IRIZAR	-	-	-	1
ISUZU	-	-	-	1
IVECO	-	-	1	1
MAN	-	2	-	9
MERCEDES	2	31	4	66
MERCEDES ERDUMAN	2	-	2	-
MERCEDES NIKAS	-	-	2	-
MERCEDES PAPADAKIS	2	-	3	-
NEOPLAN	-	4	-	7
OPEL	-	-	1	-
RENAULT	-	-	-	3
SCANIA	-	4	-	7
SCANIA HIGER	1	-	3	-
SETRA	-	7	5	15

Table 6 (cont)

Sales of new and used buses by make: February 2018 and January - February 2018

Make	Buses			
	February		January - February	
	new	used	new	used
TEMSA	2	2	3	5
VAN HOOL	-	1	-	5
VOLKSWAGEN	-	2	-	3
VOLVO	-	1	-	2
XIAMEN KING LONG	-	-	-	1
TOTAL	9	61	24	142

Graph 12. Sales of new buses by make (January - February 2018)

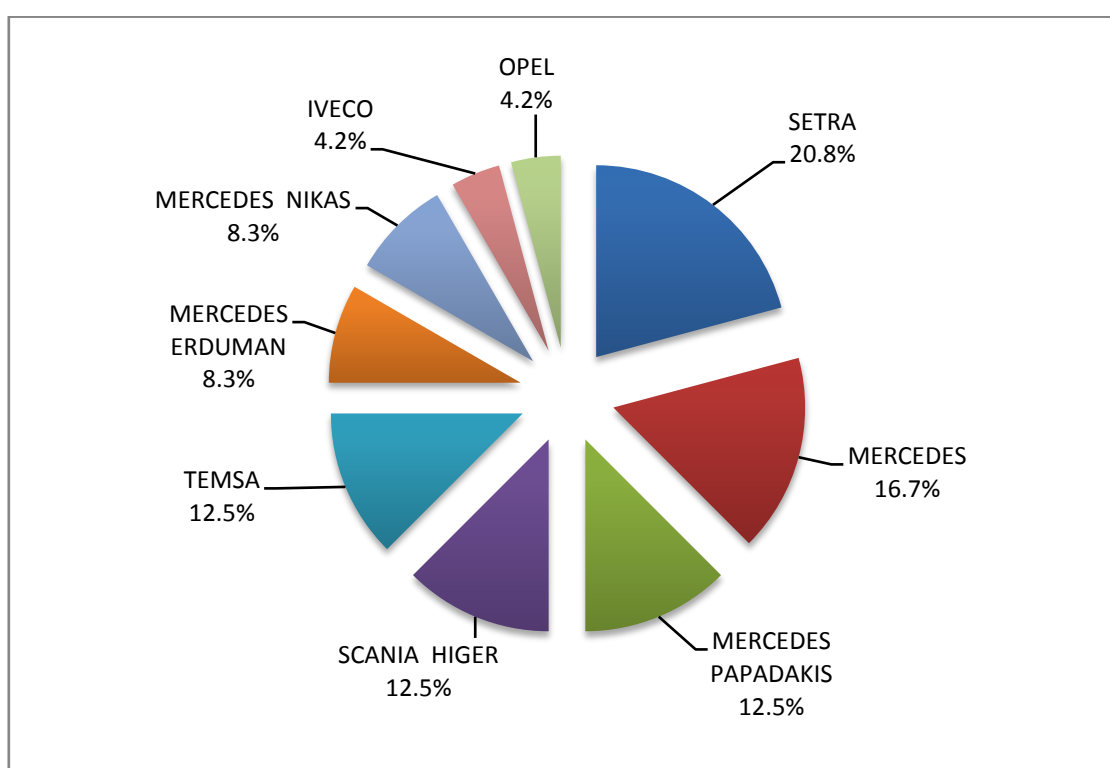


Table 7

Sales of new and used motorcycles by make or manufacturer: February and January - February 2018

Make	Motorcycles			
	February		January - February	
	new	used	new	used
APRILIA	2	7	3	12
ARCTIC CAT, MASSEY FERGUSON	-	-	-	2
BAJAJ	1	-	1	-
BENELLI	15	-	25	1
BETA	6	-	9	-
BMW	45	5	96	17

Table 7 (cont.)

Sales of new and used motorcycles by make or manufacturer: February and January - February 2018

Make	Motorcycles			
	February		January - February	
	new	used	new	used
BRIXTON	1	-	6	-
CFMOTO	-	1	-	1
CG	2	-	3	-
DAELIM	4	1	8	1
DAYANG, DAYTONA	1	-	1	-
DAYANG, DAYTONA MOTORS, NIPPONIA	-	-	1	-
DAYANG, DAYTONA MOTORS, NIPPONIA, KUBA	50	1	72	1
DAYANG, DAYTONA MOTORS, NIPPONIA, SALCANO	130	-	272	-
DAYTONA	2	-	3	-
DERBI	-	-	3	-
DONGFENG	1	-	1	-
DUCATI	7	-	12	1
EAGLE MOTORSPORTS	-	1	-	1
GILERA	-	1	-	3
HAOJIAN, ZONTES, TAYO, Sharpon, IFINO, KIDEN, ZHONGYU, CUBTOM, DIYUN, NAMIN, TIM DERVI, VUKA, THUMP, RIPPER	2	-	6	-
HAOJIANG, SENKE, ZONTES, TAYO, YINGZHI	-	-	1	-
HAOJIANG, SENKE, ZONTES, TAYO, YINGZHI, KIDEN, TANNY, ZHONGYU, RIPPER, REVATTO, ZIPP, RAFINZ	-	-	1	-
HARLEY DAVIDSON	14	2	20	7
HONDA	146	31	378	73
HSUN	-	1	-	1
HUSABERG	-	1	-	1
HUSQVARNA	4	1	4	1
INDIAN MOTORCYCLE	3	-	6	-
ITALCAR	-	1	-	1
ITALJET	-	1	-	1
JIAJI, HUATIAN, FEILING, LINTEX, GOMAX, SOMOTO, TECHMOOVE, TAURIS	1	-	1	-
JIALING, MOTORAN, TRAXX, SPADA, SKYWING, SPD, ASUS, RACING	-	-	2	-
JIANSHE	-	-	1	-
JIAYUAN	14	-	16	-
JINCHENG	-	-	1	-
JINLANG, ZUNDAPP, XHODNA, APGmoto, COLIBRI, RAZORY, VIARELLI, SUMCO, FLEX TECH, IVA, TNT moto	1	-	1	-
JLAJI, HUATIAN, FEILING, TUTU, EPM, Mondid, KINGWAY, ROMET MOTORS	-	-	1	-
JMSTAR, SHENKE, HUIBANG, JONWAY, MOTORAN, MINELLI, LAPO MOTORS	1	-	1	-
JONWAY, SHENKE, JMSTAR, HUIBAN	-	1	-	1
KAWASAKI	18	7	28	9
KL	-	-	1	-
KTM	26	1	57	3
KWANG YANG	-	-	-	5
KYMCO	55	17	130	42
LIFAN, SKYGO, HONLEI, BISAN-LIFAN, TRUVA, SALCANO, YUKI, RAMZEY, BRANSON, SUMCO, NEMO, XPLOERER, LEVO, ACONDA	3	-	7	-
LINHAI	1	-	1	-
LINHAI, KUBA, ONLINE, LHY	1	-	1	-

Table 7 (cont.)

Sales of new and used motorcycles by make or manufacturer: February and January - February 2018

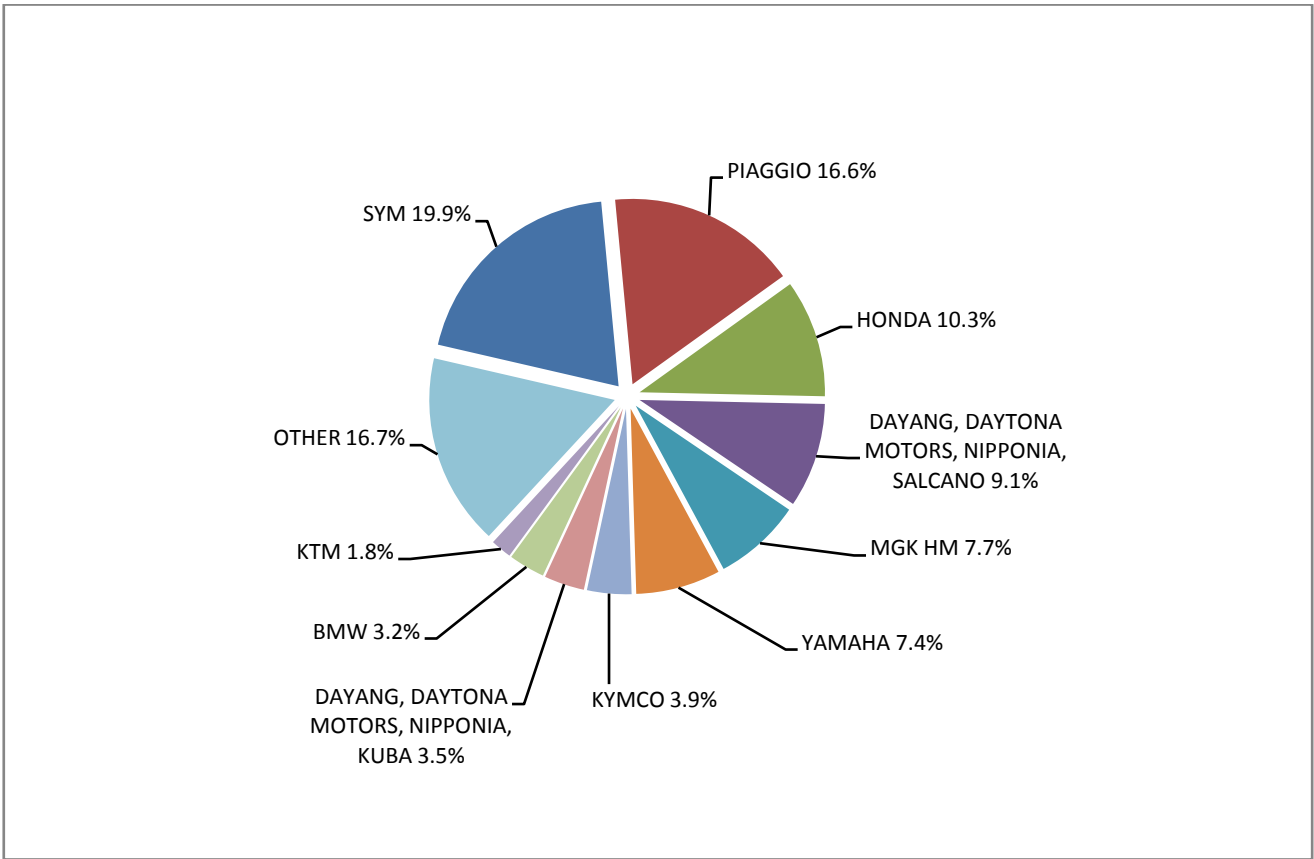
Make	Motorcycles			
	February		January - February	
	new	used	new	used
LONGJIA, ITALJET, ORCAL, BEELINE, ROMET MOTORS, GEMINI, LEXMOTO, JAHANRO, VGA, DAYTONA MOTORS	2	-	2	-
LONGJIA, ORCAL, TNT MOTOR, BEELINE, VGA, ITALJET, GEMINI, lexmoto, Jahanro, italo, NECO	6	-	7	-
MALAGUTI	-	1	-	1
MBK	-	1	-	5
MG MOTO	3	-	6	-
MGK HM	109	-	272	-
MODENAS	1	-	1	-
MOTO GUZZI	1	-	3	-
MOTO S.P.A	6	-	8	-
MV AGUSTA	-	-	3	-
PEUGEOT	10	-	20	-
PIAGGIO	236	24	524	43
POLARIS	1	-	4	-
QINGQI, CLEVELAND CYCLEWERKS ACE, CLEVELAND ACE, CLEVELAND CYCLEWERKS ACE DELUXE	1	-	2	-
QINGQI, PIONEER, i-moto, SUPERBYKE, KENROD, QLINK,YUKI, SACHS-Bikes, DAYTONA	2	-	3	-
QJ, QJIANG, KEEWAY, LEONE, KUBA, RKS, EMPIRE KEEWAY, BENELLI, TELL, KREIDLER, KSR MOTO, GENERIC, EXPLORER, RIDE	1	-	1	-
QJ, QJIANG, KEEWAY, LEONE, KUBA, RKS, GENERIC, EXPLORER, RIDE, VENGO	1	-	2	-
QJ, QJIANG, KEEWAY, LEONE, KUBA, RKS, TELL, EMPIRE KEEWAY, BENELLI, VENGO	2	-	5	-
QJ, QJIANG, KEEWAY, LEONE, tell, KUBA, RKS, BENELLI, VENGO	1	-	5	-
QUADDY	1	-	1	-
REGAL-RAPTOR, CAJERO, AJS, YUK	-	1	-	1
RIYA, HONLING, YAMAKOYO, TIANYING, GOES, SANYOU, BM, FUN BIKE, WOTTA	-	-	1	-
SANYANG	-	-	-	1
SHANYANG, ATLAS PANTHER, YAMAZUKI MOTO, MOTORKING, Hirlee, XB	3	-	8	-
SHINERAY, MONDIAL, DAYTONA MOTORS, WK, ROMET MOTORS, MASH, M1NSK, WK BIKES	-	-	1	-
SINNIS	-	1	-	1
SKYTEAM, SACIN, METALCO, SOKUDO, BAZUKA, MINICO, MOTOS BORDOY, SUMCO	-	-	1	-
SKYTEAM, SACIN, METALCO, SOKUDO, BAZUKA, MINICO, MOTOS BORDOY, SUMCO, ROXON, CSR, MONKEY BIKES, FAZTEK	3	-	3	-
SKYTEAM, SASIN, CSR, METALCO, SOKUDO, BAZUKA, MINICO, MOTOSBASI	3	-	7	-
SUZUKI	23	18	71	32
SYM	283	5	643	10
TAYO, HAOJIANG, ZHONGYU, THUMP, THUMPSTAR, KIDEN, ZONTES, Junak, SENKE, TANNY, TYAN, ROMET	2	-	4	-
TIANYING, RIYA, HONGYUNDA, TYM,HONLING, TAMCO, ALISON, DMK MOTORS, WLIE,LEEWAY, WLXQ, AP Gmoto, ALFA	5	-	6	-

Table 7 (cont.)

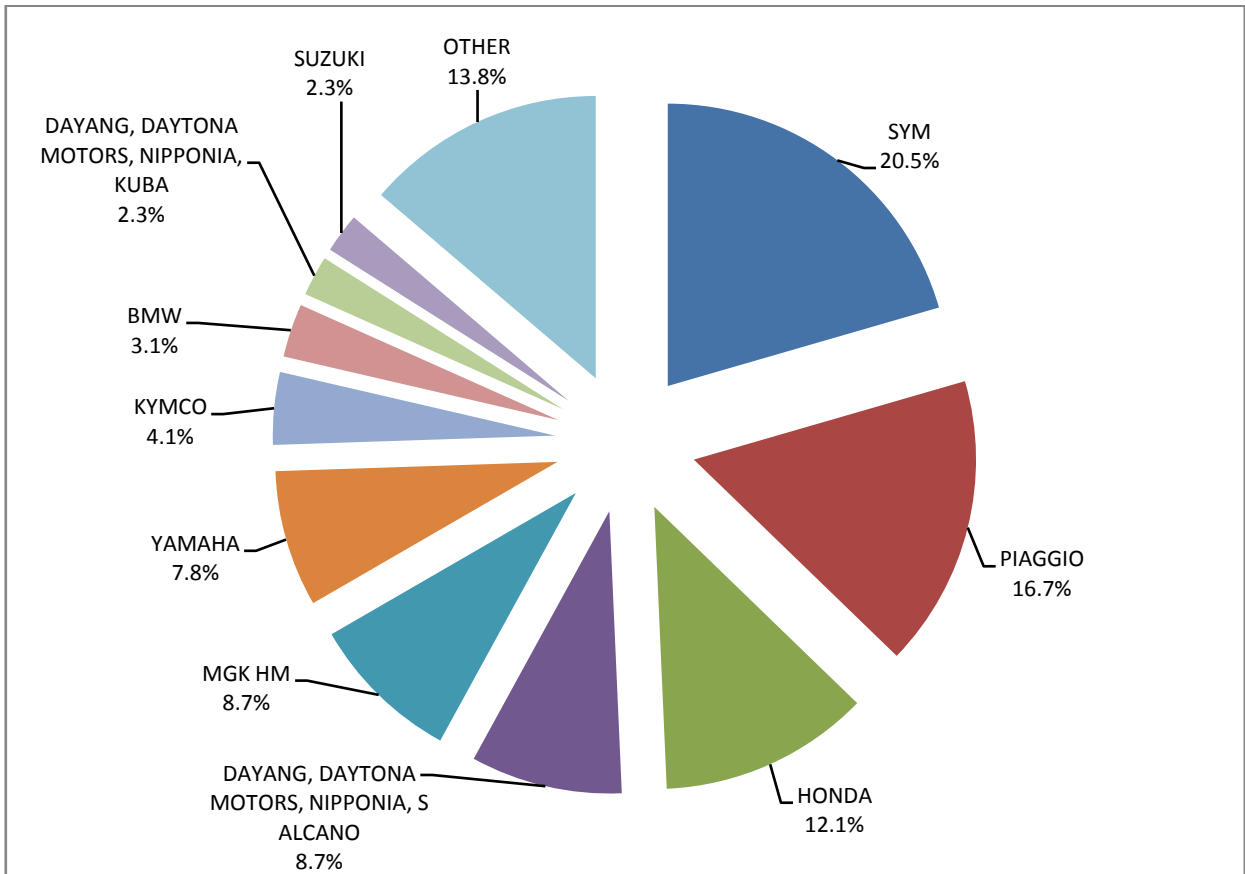
Sales of new and used motorcycles by make or manufacturer: February and January - February 2018

Make	Motorcycles			
	February		January - February	
	new	used	new	used
TIANYING, RIYA, QISHENG, YAMAKOYO, HONGLING, ZIPP, TOROS, ROMET, ROMET MOTORS, ROUTER, VENTO, ASYA, BENYCO, BARA	-	-	3	-
TRIUMPH	18	-	30	2
URAL	1	-	1	-
WANGYE, SANBEN, UM, KENOS, SUPERBYKE, MDC, MISTRAL, STREET ELEGANCE, 4WMOTO, RIVERO, VIKERS, ZIPP, SANLI, GOWINN	5	-	10	-
WANGYE, SANBEN, UM, MONDIAL, KENOS, SUPERBYKE, RIALLI, MDC, Street Elegance, 4WMOTO, MISTRAL, RIVERO, VIKERS	1	-	2	-
WUYANG	1	-	1	-
XGJAO	-	-	1	-
YAMAHA	105	51	245	97
YAMAHA, MBK	24	-	24	-
YINGANG, BENYI, ROMET MOTORS, YUKI, ROUTER, MOTORAN, DAYTONA MOTORS, M1NSK, KUBA, MONDIAL	-	-	1	-
YINXIANG, KENBO	-	-	2	-
YIYING, BENZHOU, EAGLE-GING, AIYUMO, RAZZO	-	-	-	1
ZERO ENGINEERIN	-	1	-	1
ZHONGNENG, ASYA, daDo, ZNEN, Baron	-	-	-	1
ZHONGNENG, ZNEN, AGM, AJS, YUKI, COLIBRI, EUROCKA, BTC, NOVA MOTORS, LEXMOTO, Actionbikes Motors	4	-	13	-
ZHONGNENG, ZNEN, DADO, DIRECT BIKES, GOWINN, VIVACOX, NECO, AGM, LEE, ASYA	-	-	1	1
ZONGSHEN, ZIP STAR, ZEALSUN, KENTOYA, MOTOROMA, PRONAR, KEEWAY, MOTOVELO, ASYA	-	-	2	-
ZONGSHEN, ZIP STAR, ZEALSUN, RYMCO	1	-	1	-
ZONGSHEN, ZIPSTAR, ZEALSUN, KENTO	-	-	2	-
TOTAL	1,423	184	3,134	382

Graph 13. Sales of new motorcycles (February 2018)



Graph 14. Sales of new motorcycles (January - February 2018)



EXPLANATORY NOTES

Survey on the issuing of new road motor vehicle circulation licenses	The survey on the issuing of new motor vehicle circulation licenses is a census survey. The released data give information, at country level, on the brand and type of the motor vehicle, as well as whether it is new or used. The survey does not include vehicles that move on rails, trolley busses, agricultural tractors and machinery. In addition, the following are excluded: all motor vehicles of the Armed Forces, Police, Fire Brigade, State Services, Diplomatic Corps, Foreign Missions, and Invalids of Wars, as well as motorcycles with a cylinder capacity less than 50 cc.
Legal basis	Law 3832/2010
Reference Period	February 2018
Coverage	The production of monthly data is based on the registers held by the Ministry of Infrastructure, Transport and Networks, which records all the monthly changes observed in the vehicle registration licenses at country level.
Definitions	<p>Road motor vehicle is any vehicle that, irrespective of the number of wheels, is moved by an engine and is designed to transport persons or cargo or both of them, either they are on the same single vehicle or on a trailer carried by the main motor vehicle.</p> <p>New road motor vehicle is any motor vehicle that is registered for the first time in Greece during the reference month and has not been put into circulation in any other country.</p> <p>Used motor vehicle is any motor vehicle that is registered for the first time in Greece and has been imported as a used one from abroad</p> <p>Passenger motor vehicle: it is a motor vehicle designed to carry mostly people, having no more than 9 seats, including the driver's seat.</p> <p>Bus: it is a motor vehicle, which is designed to carry mostly people, having more than 10 seats, including the driver's seat. (In the corresponding tables of this Press Release, this category also includes articulated buses.)</p> <p>Lorry: it is motor vehicle designed to carry mostly cargo. (In the corresponding tables of this Press Release, this category also includes tractors, tow trucks, articulated tractors, and trucks with trailers).</p> <p>Motorcycle: any two-wheeled motor vehicle, with or without sidecar, with maximum authorized design speed over 45 km/h, or in case it is powered by a combustion engine, with a cylinder capacity of 50 cc or over (In the corresponding tables of this Press Release, this category also includes the three-wheeled motor vehicles – motor tricycles).</p> <p>Tricycle motor vehicle: it is a motor vehicle with three symmetrical wheels with maximum authorized design speed over 45 km/h, or in case it is powered by a combustion engine, with a cylinder capacity over the 50 cc. This category also includes four-wheel vehicles, except the light four-wheel motorcycles, whose empty vehicle tare (excluding the weight of the fuel or mixture of fuel-oil or the weight of the batteries for electric cars) is up to 400 kg in the case the vehicle is designed for passenger use or up to 550 kg in case the vehicle is designed to carry cargo and whose engine is up to 15KW.</p>
Methodology	Exhaustive Survey. The primary data derive from the Ministry of Infrastructure, Transport and Networks and are based on the issuing of new circulation licenses as they are registered by the Regional Offices for Transport and Communications.
References	More information (graphs, tables) concerning the survey on the issuing of new motor vehicle circulation licenses are available on the webpage of ELSTAT, www.statistics.gr , under the link http://www.statistics.gr/en/statistics/-/publication/SME24/