



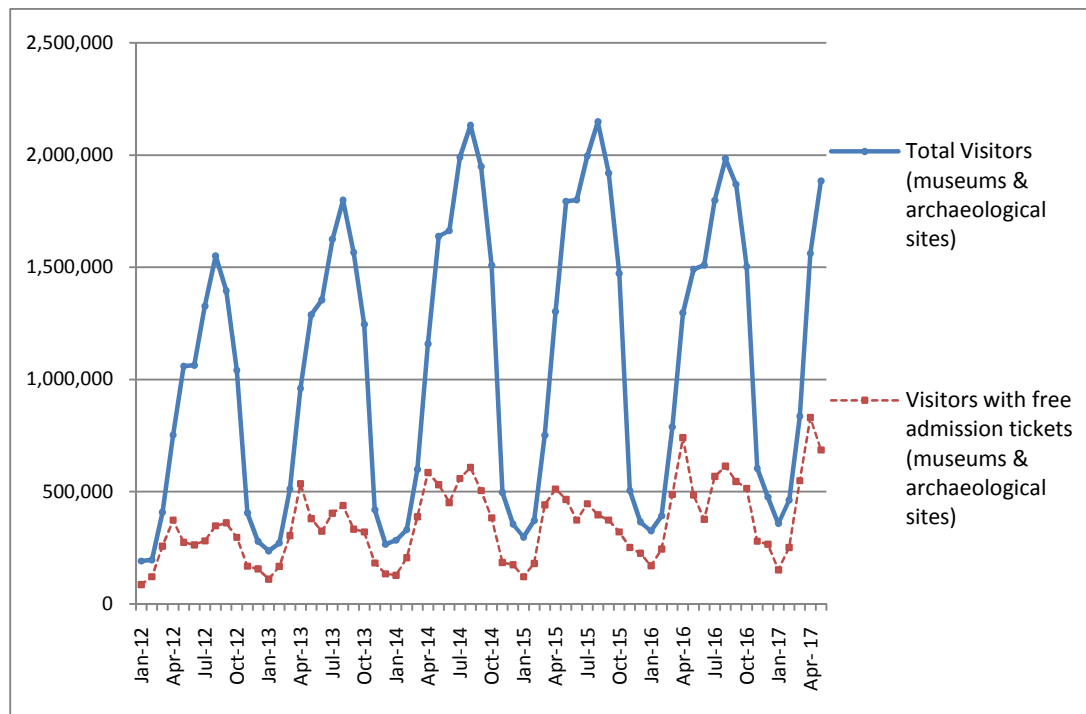
## PRESS RELEASE

### SURVEY ON MUSEUMS AND ARCHAEOLOGICAL SITES ATTENDANCE MAY 2017

The Hellenic Statistical Authority (ELSTAT) announces the results of the *Survey on Museums and Archaeological Sites Attendance* for May 2017. More specifically:

- In May 2017 compared with the corresponding month of 2016, Museums experienced a 26.0% increase in the number of visitors and a 29.7% increase in the number of free admission visitors as well as a 25.5% increase in their receipts (Table 1).
- In May 2017 compared with the corresponding month of 2016, the number of visitors at Archaeological sites recorded an increase of 26.6%, while an increase of 49.7% was observed in the number of free admission visitors and a 19.3% increase in the corresponding receipts (Table 1).
- During the five-month period from January to May 2017, an increase of 17.6% was observed in the number of visitors of Museums, while an increase of 11.6% was recorded in the number of free admission visitors and a 23.7% increase in the relevant receipts, in comparison with the corresponding period of 2016 (Table 2).
- As regards Archaeological sites, during the five-month period from January to May 2017, an increase of 19.6% was recorded in the number of visitors, while a 19.6% increase was observed in the number of free admission visitors and a 23.4% increase in the relevant receipts, in comparison with the corresponding period of 2016 (Table 2).

**Graph 1: Visitors of Museums and Archaeological sites (Jan 2012 – May 2017)**



**Information:**

Social Statistics Division

Section of Culture and Sports statistics,

Argyro Pateraki (Tel: +30 213 1352129, e-mail: [ar.pateraki@statistics.gr](mailto:ar.pateraki@statistics.gr))

**TABLE 1: VISITORS OF MUSEUMS AND ARCHAEOLOGICAL SITES - TOTAL RECEIPTS  
(MAY 2016 & MAY 2017)**

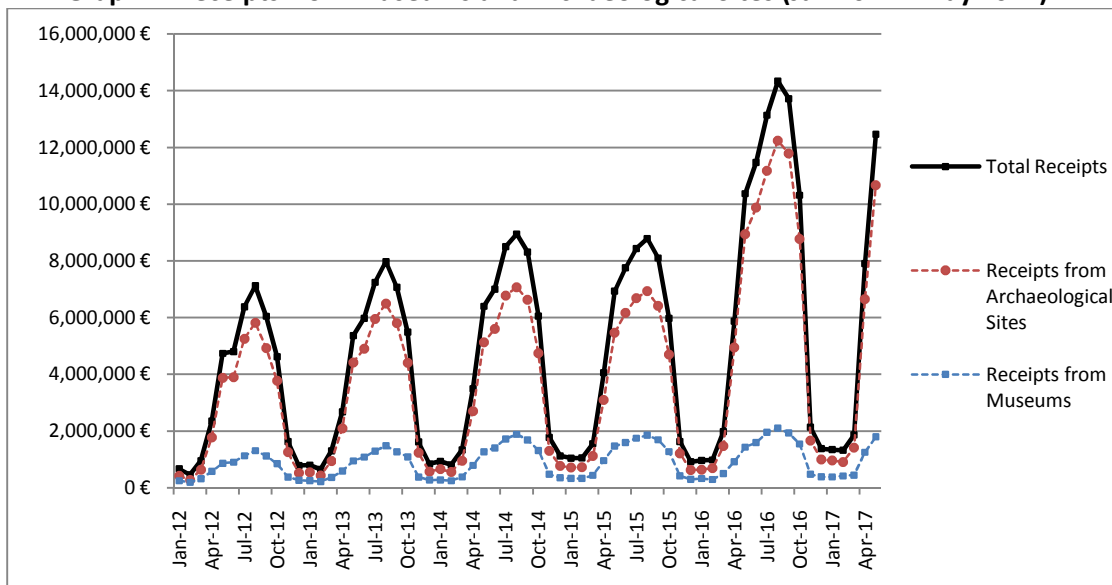
<b>I. VISITORS</b>			
<b>Museums and Archaeological sites</b>	<b>2016</b>	<b>2017</b>	<b>Change 2017/2016</b>
<b>Total number of visitors (A+B)</b>	<b>1,490,924</b>	<b>1,885,361</b>	<b>26.5%</b>
<b>A. Museums (C+E)</b>	<b>444,078</b>	<b>559,632</b>	<b>26.0%</b>
Acropolis Museum	131,675	154,674	17.5%
National Archaeological	47,164	58,837	24.7%
Ancient Olympia	13,749	19,242	40.0%
Palace of the Grand Master (Rhodes)	22,870	27,460	20.1%
Herakleion Archaeological (Crete)	41,593	43,206	3.9%
White Tower	19,578	19,301	-1.4%
Delphi	17,798	28,909	62.4%
Other museums	149,651	208,003	39.0%
<b>B. Archaeological Sites (D+F)</b>	<b>1,046,846</b>	<b>1,325,729</b>	<b>26.6%</b>
Epidavros <sup>(1)</sup>	41,336	70,066	69.5%
The Acropolis of Mycenae & Atreus' Treasure	38,214	37,768	-1.2%
The Acropolis of Athens <sup>(2)</sup>	183,458	316,524	72.5%
Sounio	25,654	26,942	5.0%
The Acropolis of Lindos	45,976	49,416	7.5%
Royal Tombs of Vergina	23,094	32,846	42.2%
Ancient Olympia	48,004	55,427	15.5%
Knossos (Crete)	69,840	67,733	-3.0%
Phaistos (Crete)	10,376	10,488	1.1%
Ancient Korinthos <sup>(1)</sup>	17,794	24,932	40.1%
Mystras <sup>(1)</sup>	13,972	16,130	15.4%
Delphi	30,036	38,316	27.6%
Other archaeological sites	499,092	579,141	16.0%
<b>II. VISITORS WHO PAID TICKET</b>			
	<b>2016</b>	<b>2017</b>	<b>Change 2017/2016</b>
<b>Total number of visitors who paid ticket (C+D)</b>	<b>1,006,121</b>	<b>1,199,249</b>	<b>19.2%</b>
C. Museums	245,243	301,735	23.0%
D. Archaeological sites	760,878	897,514	18.0%
<b>III. VISITORS WITH FREE ADMISSION TICKETS</b>			
	<b>2016</b>	<b>2017</b>	<b>Change 2017/2016</b>
<b>Total number of visitors with free admission ticket (E+F)</b>	<b>484,803</b>	<b>686,112</b>	<b>41.5%</b>
E. Museums	198,835	257,897	29.7%
F. Archaeological sites	285,968	428,215	49.7%
<b>IV. RECEIPTS (euros)</b>			
	<b>2016</b>	<b>2017</b>	<b>Change 2017/2016</b>
<b>Total Receipts (G+H)</b>	<b>10,368,546,00</b>	<b>12,461,470,00</b>	<b>20.2%</b>
G. Museums	1,430,368.00	1,795,010.00	25.5%
H. Archaeological sites	8,938,178.00	10,666,460.00	19.3%

<sup>(1)</sup> Flat rate ticket, valid both for the museum and the archaeological site,

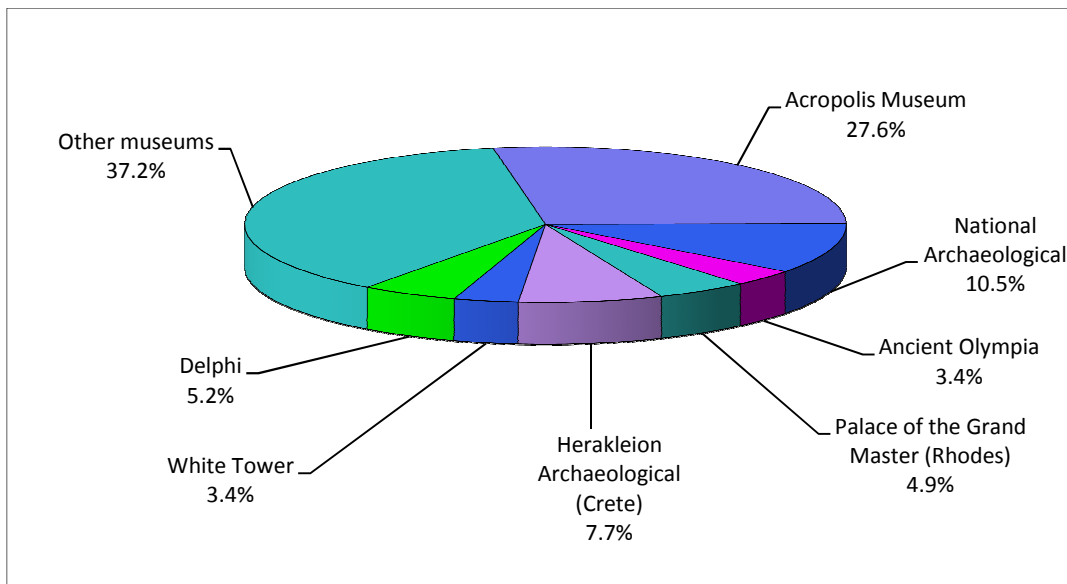
<sup>(2)</sup> During the month of May the tickets for the ancient theatre of Dionysos are included in the archaeological site of Acropolis

The following graphs depict the evolution of the receipts (Graph 2), as well as the number of visitors by Museum and Archaeological Site (Graphs 3 and 4, respectively),

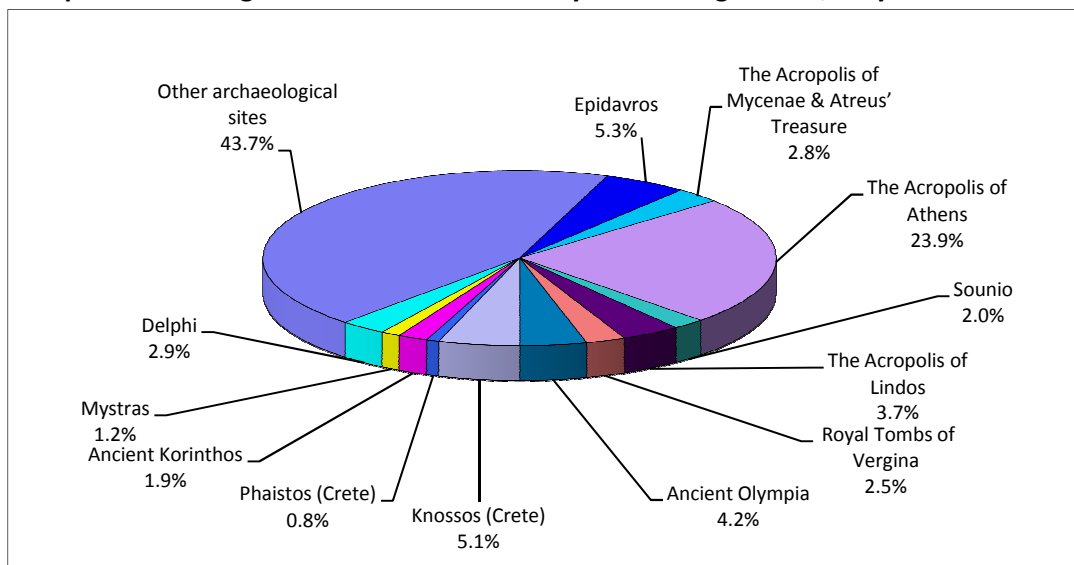
**Graph 2: Receipts from Museums and Archaeological Sites (Jan 2012 - May 2017)**



**Graph 3: Percentage distribution of Visitors by Museum, May 2017**



**Graph 4: Percentage distribution of Visitors by Archaeological site, May 2017**



**TABLE 2: VISITORS OF MUSEUMS AND ARCHAEOLOGICAL SITES - TOTAL RECEIPTS  
(2015, 2016 AND JANUARY-MAY 2016 & 2017)**

<b>I. VISITORS</b>					
Museums and Archaeological sites	2015	2016	JANUARY- MAY		change
			2016	2017	2017/2016
<b>Total number of visitors (A+B)</b>	<b>14,725,895</b>	<b>14,040,961</b>	<b>4,292,366</b>	<b>5,104,345</b>	<b>18.9%</b>
<b>A. Museums (C+E)</b>	<b>4,405,842</b>	<b>4,476,288</b>	<b>1,537,818</b>	<b>1,808,984</b>	<b>17.6%</b>
Acropolis Museum	1,510,615	1,406,096	493,841	560,450	13.5%
National Archaeological	476,754	447,093	166,329	208,827	25.6%
Ancient Olympia	135,972	124,136	51,726	57,958	12.0%
Palace of the Grand Master (Rhodes)	251,091	237,361	40,071	50,531	26.1%
Herakleion Archaeological (Crete)	201,657	355,237	94,133	90,739	-3.6%
White Tower	273,659	290,192	111,057	99,824	-10.1%
Delphi	205,369	166,091	66,969	85,747	28.0%
Other museums	1,350,725	1,450,082	513,692	654,908	27.5%
<b>B. Archaeological Sites (D+F)</b>	<b>10,320,053</b>	<b>9,564,673</b>	<b>2,754,548</b>	<b>3,295,361</b>	<b>19.6%</b>
Epidavros <sup>(1)</sup>	443,565	375,437	136,039	181,857	33.7%
The Acropolis of Mycenae & Atreus' Treasure	402,565	342,854	134,462	145,300	8.1%
The Acropolis of Athens	2,043,868	1,807,580	591,692	767,850	29.8%
Sounio	236,285	222,800	79,270	90,447	14.1%
The Acropolis of Lindos	580,875	421,070	64,810	71,078	9.7%
Royal Tombs of Vergina	211,132	186,627	82,333	88,942	8.0%
Ancient Olympia	439,836	423,424	119,013	130,428	9.6%
Knossos (Crete)	632,288	611,455	131,217	124,901	-4.8%
Phaistos (Crete)	94,689	77,071	17,548	18,571	5.8%
Ancient Korinthos <sup>(1)</sup>	141,490	153,307	57,134	79,874	39.8%
Mystras <sup>(1)</sup>	117,010	114,293	40,802	42,064	3.1%
Delphi	319,754	290,705	105,906	123,676	16.8%
Other archaeological sites	4,656,696	4,538,050	1,194,322	1,430,373	19.8%
<b>II, VISITORS WHO PAID TICKET</b>					
	2015	2016	JANUARY-MAY		change
			2016	2017	2017/2016
<b>Total number of visitors who paid ticket (C+D)</b>	<b>10,544,249</b>	<b>8,749,957</b>	<b>2,164,712</b>	<b>2,635,382</b>	<b>21.7%</b>
C, Museums	2,867,641	2,406,665	639,005	805,803	26.1%
D, Archaeological sites	7,676,608	6,343,292	1,525,707	1,829,579	19.9%
<b>III, VISITORS WITH FREE ADMISSION TICKETS</b>					
	2015	2016	JANUARY-MAY		change
			2016	2017	2017/2016
<b>Total number of visitors with free admission ticket (E+F)</b>	<b>4,181,646</b>	<b>5,291,004</b>	<b>2,127,654</b>	<b>2,468,963</b>	<b>16.0%</b>
E, Museums	1,538,201	2,069,623	898,813	1,003,181	11.6%
F, Archaeological sites	2,643,445	3,221,381	1,228,841	1,465,782	19.3%
<b>IV, RECEIPTS (euros)</b>					
	2015	2016	JANUARY-MAY		change
			2016	2017	2017/2016
<b>Total Receipts (G+H)</b>	<b>56,224,962,00</b>	<b>86,647,638,00</b>	<b>20,161,619,00</b>	<b>24,895,506,00</b>	<b>23.5%</b>
G, Museums	12,385,213,00	13,448,464,00	3,467,372,00	4,288,841,00	23.7%
H, Archaeological sites	43,839,749,00	73,199,174,00	16,694,247,00	20,606,665,00	23.4%

<sup>(1)</sup> Flat rate ticket, valid both for the museum and the archaeological site,

## EXPLANATORY NOTES

<b>Survey on Museums and Archaeological Sites Attendance</b>	The Survey on Museums and Archaeological Sites Attendance has been producing results since 1970, The survey collects data from the Archaeological Receipts Fund (ARF) of the Ministry of Culture and Sports concerning the number of visitors and the receipts from the tickets sold in the Museums and Archaeological sites of the country. The corresponding data for the Acropolis Museum are available from December 2009 onwards.
<b>Legal Framework</b>	The survey is conducted since 1970 on a regular basis and it produces results on a monthly and yearly basis, in compliance with the Joint Ministerial Decision 15189/B379/73.
<b>Reference Period</b>	01/05/2017 to 31/05/2017.
<b>Methodology and Definitions</b>	The Survey is conducted on a monthly basis from data collected from the Archaeological Receipts Fund (ARF) of the Ministry of Culture and Sports concerning on the number of visitors and the receipts from the tickets sold in the Museums and Archaeological sites of the country, ELSTAT tabulates the data on Museums and the Archaeological sites for the whole of the Country, by month and by year.

### Information on ticket payment

- From January 2002 onwards, the number of Museums' visitors includes both the visitors who have bought a ticket and the visitors with free admission ticket, From 16-06-1996 onwards, the Museums and the Archaeological sites all over Greece have a paid admission for all the visitors, Greeks and foreigners, all over the year, except in the following days, which are free admission days:
- National Holidays (25th of March and 28th of October)
- The first Sunday every month during the five month period from 1 November to 31 March
- The 6th of March (in memory of Melina Merkouri)
- The 18th of April (International Monuments Day)
- The 18th of May (International Museums Day)
- The 5th of June (International Environment Day)
- The last weekend of September, annually (European Heritage Days)

### Free admission tickets

The admission to Museums and Archaeological site is free for:

- Young people from EU-countries aged under 18 years, with current identification card to confirm their age,
- Students of Universities and of Higher and Technical Education Institutions or equivalent institutions of EU-countries, as well as of Tour Guide Training Institutes, with valid student identification card or International Student Identity Card (ISIC)
- Employees of the Hellenic Ministry of Culture, with valid professional identity card
- ICOM and ICOMOS cardholders
- Tour Guides with their current working identification card from the Ministry of Development
- Teachers accompanying pupils and students on primary, secondary and tertiary education institution tours
- Journalists with valid journalists' identification card
- Members of Associations and Societies of Friends of Museums and Archaeological Sites
- Official guests of the Greek Government, after relevant approval
- Escorts of blind persons and persons with disabilities
- Free admission cardholders
- Holders of the Culture Card

### Number of flat rate tickets

From April 1999 onwards, in some museums and the nearby archaeological sites, in addition to the ordinary ticket, a new "flat rate ticket" was established, which is valid for both the museum and the nearby archaeological site. The total number of these flat rate tickets for **May 2017** was **90,327**.

<b>References</b>	More information on the Survey on Museums and Archaeological Sites Attendance and detailed time series are available on: <a href="http://www.statistics.gr/en/statistics/-/publication/SCI21/">http://www.statistics.gr/en/statistics/-/publication/SCI21/</a>
-------------------	--