



PRESS RELEASE

ISSUING OF MOTOR VEHICLE LICENSES: MAY 2017

The Hellenic Statistical Authority announces that in May 2017, 16,826 road motor cars (both new and used from abroad) were put into circulation for the first time, recording a 2.7% decrease compared with the corresponding month of 2016 when the number of road motor cars was 17,290. In May 2016, a 33.0% increase had been observed in comparison with the corresponding month of 2015 (Table1, Charts 1,2,3,5). A total number of 11,461 new cars were put into circulation in May 2017 compared with 14,108 in May 2016, recording a 18.8% decrease.

The new motorcycles (over 50cc) that were put into circulation for the first time in May 2017 amounted to 4,150, against 4,719 in 2016, thus recording a 12.1% decrease. In May 2016, a 4.3% decrease had been observed in comparison with the corresponding month of 2015 (Table 1, Chart 4). Out of the above motorcycles 3,805 were new, while the corresponding figure in May 2016 was 4,438, recording a 14.3% decrease.

During the period January - May 2017, 68,645 road motor cars (both new and used from abroad) were put into circulation for the first time, representing a 14.2% increase compared to the corresponding period of 2016 when the number of road motor cars was 60,096. During the period January - May 2016 an increase of 12.0% had been observed in comparison with the corresponding period of 2015 (Table3, Charts 6,7). Out of the above number of road motor cars that were put into circulation, from January to May 2017, 43,298 were new, while the corresponding number during the respective period of 2016 was 40,966, recording a 5.7% increase.

During the period January - May 2017 the circulation of new motorcycles (over 50cc) amounted to 11,618 against 15,001 in 2016, thus representing a 22.6% decrease. An increase of 2.6% had been observed during the period January - May 2016 in comparison with the corresponding period of 2015 (Table 3, Charts 6,7). A total number of 10,438 new motorcycles were put into circulation, from January to May 2017, compared with 13,965 during the corresponding period of 2016, recording a 25.3% decrease.

Information:

Trade and Services Statistics Division

Transport, Communications and Mass Media Section

Konstantinos Menexes

Tel: +30 213 135 2500

FAX: +30 213 135 2496

E-mail : k.menexes@statistics.gr

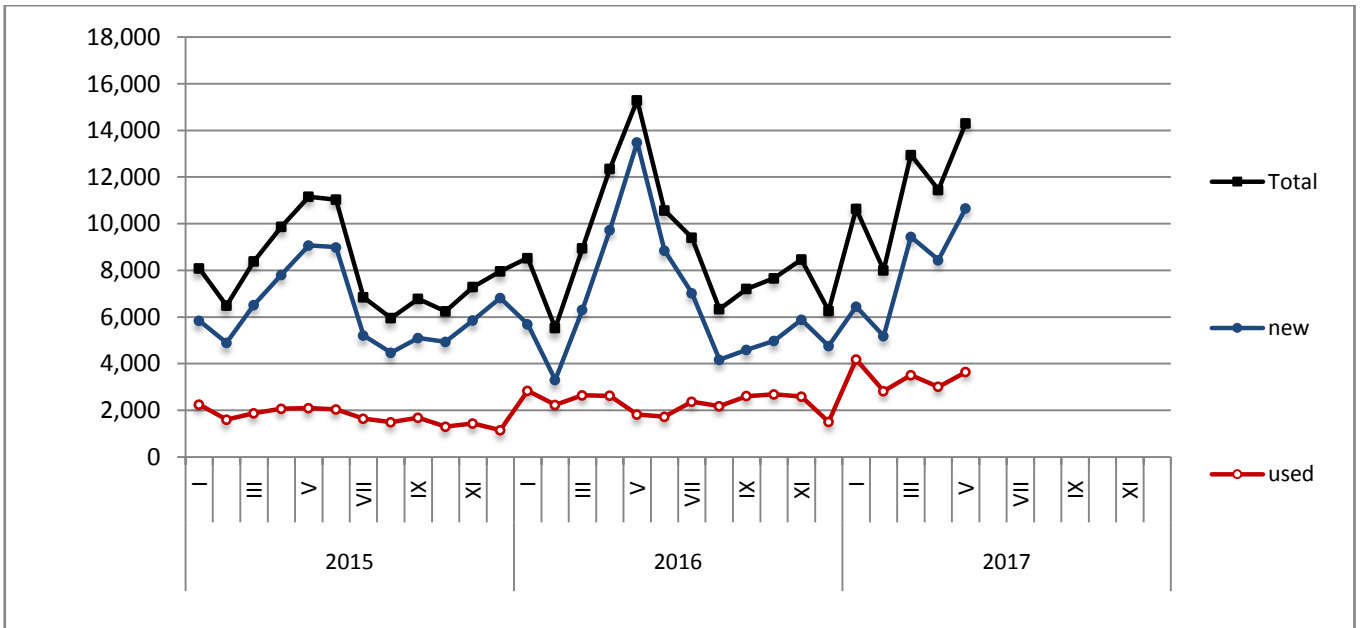
Table 1. Road motor vehicles, both new and used, put into circulation for the first time in Greece: May 2015 - 2017

Category of Road Motor Vehicles	May									Change (%)					
	2015			2016			2017			2016/2015			2017/2016		
	Total	New	Used	Total	New	Used	Total	New	Used	Total	New	Used	Total	New	Used
Greece, total															
Road Motor Vehicles,total	17,933	14,155	3,778	22,009	18,546	3,463	20,976	15,266	5,710	22.7%	31.0%	-8.3%	-4.7%	-17.7%	64.9%
1. Road motor cars	13,000	9,523	3,477	17,290	14,108	3,182	16,826	11,461	5,365	33.0%	48.1%	-8.5%	-2.7%	-18.8%	68.6%
Passenger Cars	11,157	9,064	2,093	15,300	13,483	1,817	14,302	10,660	3,642	37.1%	48.8%	-13.2%	-6.5%	-20.9%	100.4%
Buses	86	24	62	96	26	70	127	18	109	11.6%	8.3%	12.9%	32.3%	-30.8%	55.7%
Lorries	1,757	435	1,322	1,894	599	1,295	2,397	783	1,614	7.8%	37.7%	-2.0%	26.6%	30.7%	24.6%
2. Motorcycles > 50 cc	4,933	4,632	301	4,719	4,438	281	4,150	3,805	345	-4.3%	-4.2%	-6.6%	-12.1%	-14.3%	22.8%
Prefecture of Attica															
Road Motor Vehicles,total	8,997	8,007	990	12,937	12,011	926	10,719	8,974	1,745	43.8%	50.0%	-6.5%	-17.1%	-25.3%	88.4%
1. Road motor cars	7,310	6,362	948	11,333	10,425	908	9,192	7,495	1,697	55.0%	63.9%	-4.2%	-18.9%	-28.1%	86.9%
Passenger Cars	6,836	6,149	687	10,724	10,060	664	8,301	6,977	1,324	56.9%	63.6%	-3.3%	-22.6%	-30.6%	99.4%
Buses	36	11	25	31	13	18	46	6	40	-13.9%	18.2%	-28.0%	48.4%	-53.8%	122.2%
Lorries	438	202	236	578	352	226	845	512	333	32.0%	74.3%	-4.2%	46.2%	45.5%	47.3%
2. Motorcycles > 50 cc	1,687	1,645	42	1,604	1,586	18	1,527	1,479	48	-4.9%	-3.6%	-57.1%	-4.8%	-6.7%	166.7%

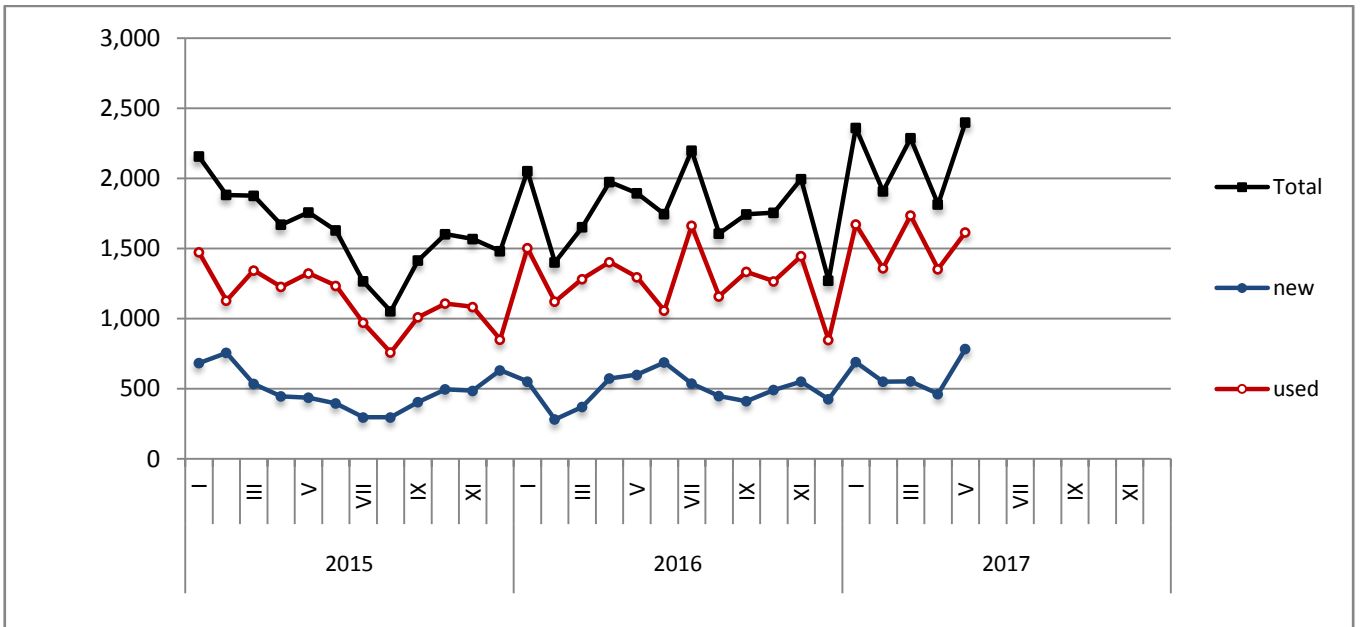
Table 2. Road motor vehicles, both new and used, put into circulation for the first time in Greece: June 2015 - May 2017

Category of Road Motor Vehicles	Average Jun. 2015 - May 2016						Average Jun. 2016 - May 2017			Change (%)		
	Average Jun. 2016 - May 2017 / Average Jun. 2015 - May 2016											
	Total	New	Used	Total	New	Used	Total	New	Used	Total	New	Used
Greece, total												
Road Motor Vehicles,total	13,299	10,011	3,288	14,849	10,433	4,416	11.7%	4.2%	34.3%			
1. Road motor cars	10,217	7,118	3,099	11,455	7,269	4,186	12.1%	2.1%	35.1%			
Passenger Cars	8,568	6,658	1,910	9,441	6,704	2,737	10.2%	0.7%	43.3%			
Buses	67	12	55	91	17	74	35.8%	41.7%	34.5%			
Lorries	1,582	448	1,134	1,923	548	1,375	21.6%	22.3%	21.3%			
2. Motorcycles > 50 cc	3,082	2,893	189	3,394	3,164	230	10.1%	9.4%	21.7%			

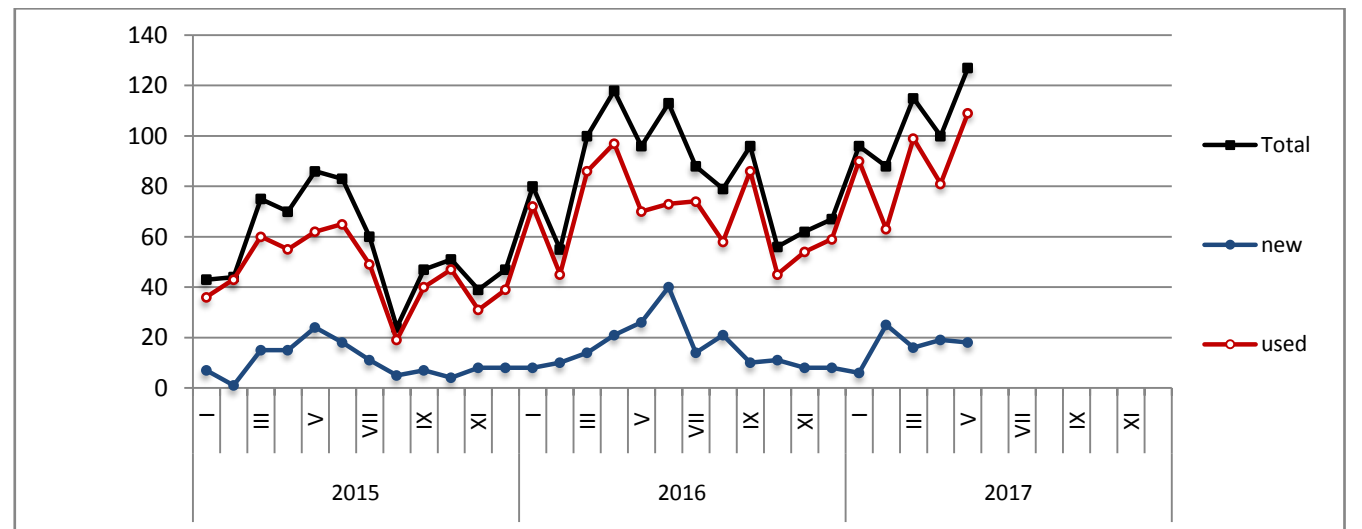
Graph 1: Passenger Cars (January 2015 - May 2017)



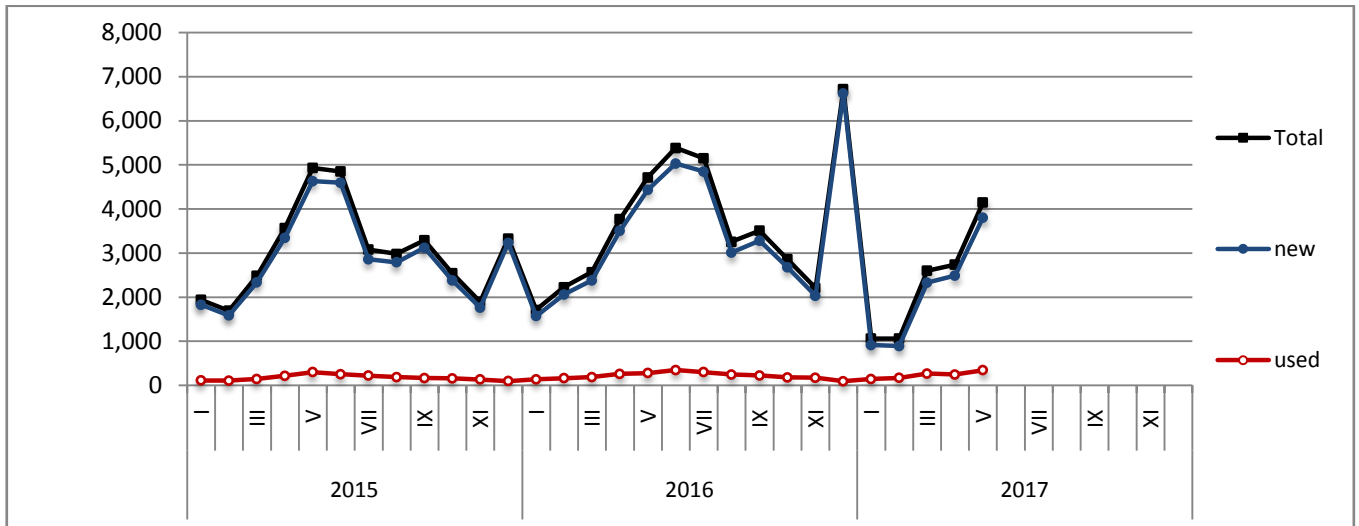
Graph 2: Lorries (January 2015 - May 2017)



Graph 3: Buses (January 2015 - May 2017)



Graph 4: Motorcycles (January 2015 - May 2017)



Graph 5: New Registrations of Motor Vehicles (May 2017)

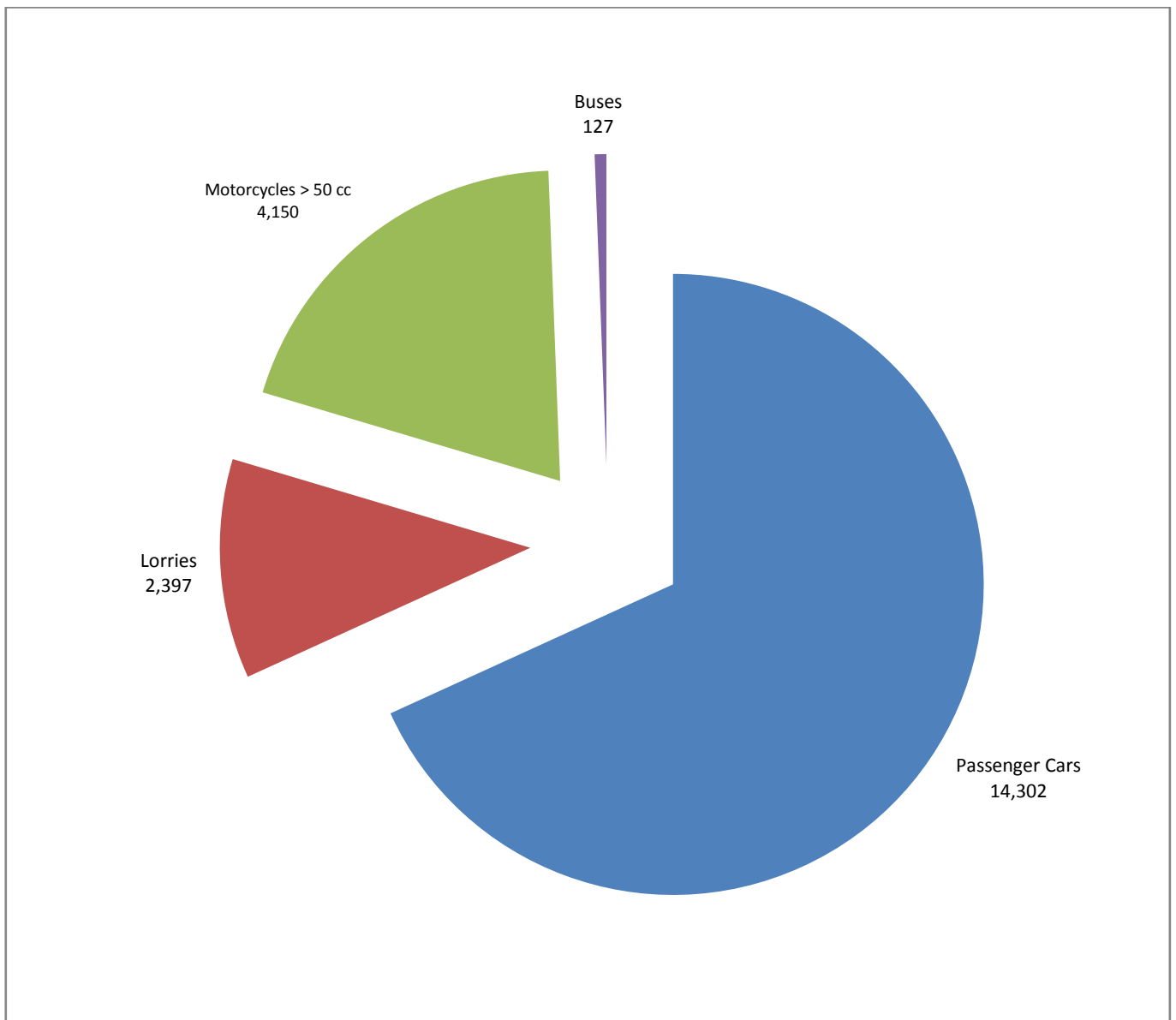
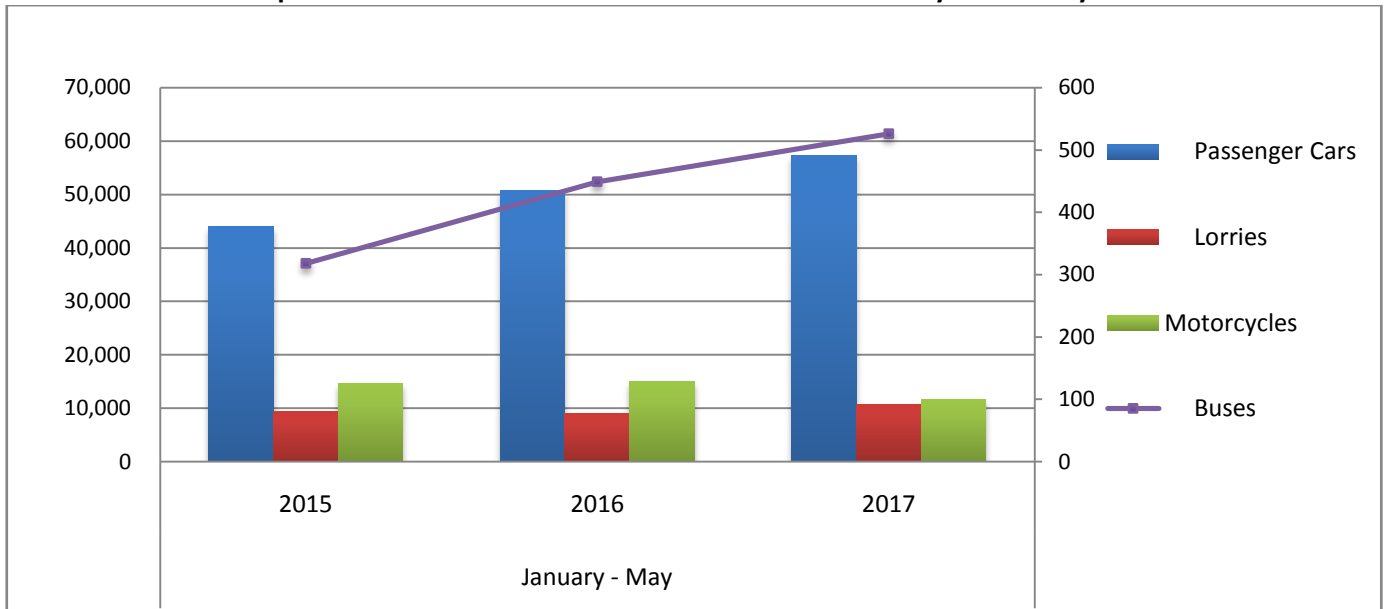


Table 3. Road motor vehicles, both new and used, put into circulation for the first time in Greece: Jan. 2015 - May. 2017

Category of Road Motor Vehicles	January - May									Change (%)					
	2015			2016			2017			2016/2015			2017/2016		
	Total	New	Used	Total	New	Used	Total	New	Used	Total	New	Used	Total	New	Used
Greece, total															
Road Motor Vehicles, total	68,292	50,764	17,528	75,097	54,931	20,166	80,263	53,736	26,527	10.0%	8.2%	15.1%	6.9%	-2.2%	31.5%
1. Road motor cars	53,671	37,030	16,641	60,096	40,966	19,130	68,645	43,298	25,347	12.0%	10.6%	15.0%	14.2%	5.7%	32.5%
Passenger Cars	44,014	34,118	9,896	50,675	38,515	12,160	57,354	40,179	17,175	15.1%	12.9%	22.9%	13.2%	4.3%	41.2%
Buses	318	62	256	449	79	370	526	84	442	41.2%	27.4%	44.5%	17.1%	6.3%	19.5%
Lorries	9,339	2,850	6,489	8,972	2,372	6,600	10,765	3,035	7,730	-3.9%	-16.8%	1.7%	20.0%	28.0%	17.1%
2. Motorcycles > 50 cc	14,621	13,734	887	15,001	13,965	1,036	11,618	10,438	1,180	2.6%	1.7%	16.8%	-22.6%	-25.3%	13.9%
Prefecture of Attica															
Road Motor Vehicles, total	34,592	30,022	4,570	41,206	35,425	5,781	41,821	33,943	7,878	19.1%	18.0%	26.5%	1.5%	-4.2%	36.3%
1. Road motor cars	28,469	24,070	4,399	34,955	29,290	5,665	36,917	29,206	7,711	22.8%	21.7%	28.8%	5.6%	-0.3%	36.1%
Passenger Cars	25,760	22,497	3,263	32,442	28,042	4,400	33,560	27,485	6,075	25.9%	24.6%	34.8%	3.4%	-2.0%	38.1%
Buses	113	28	85	154	41	113	183	51	132	36.3%	46.4%	32.9%	18.8%	24.4%	16.8%
Lorries	2,596	1,545	1,051	2,359	1,207	1,152	3,174	1,670	1,504	-9.1%	-21.9%	9.6%	34.5%	38.4%	30.6%
2. Motorcycles > 50 cc	6,123	5,952	171	6,251	6,135	116	4,904	4,737	167	2.1%	3.1%	-32.2%	-21.5%	-22.8%	44.0%

Graph 6. New Motor Vehicles Circulation Licenses: January 2015 - May 2017



Graph 7. New Registrations of Motor Vehicles January - May 2017

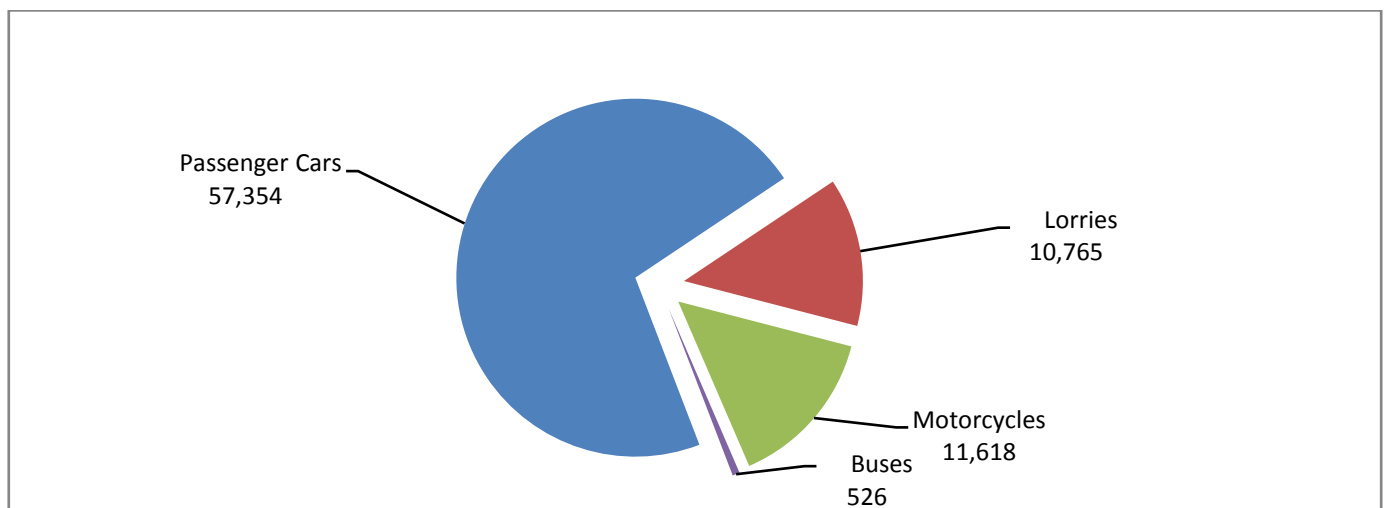


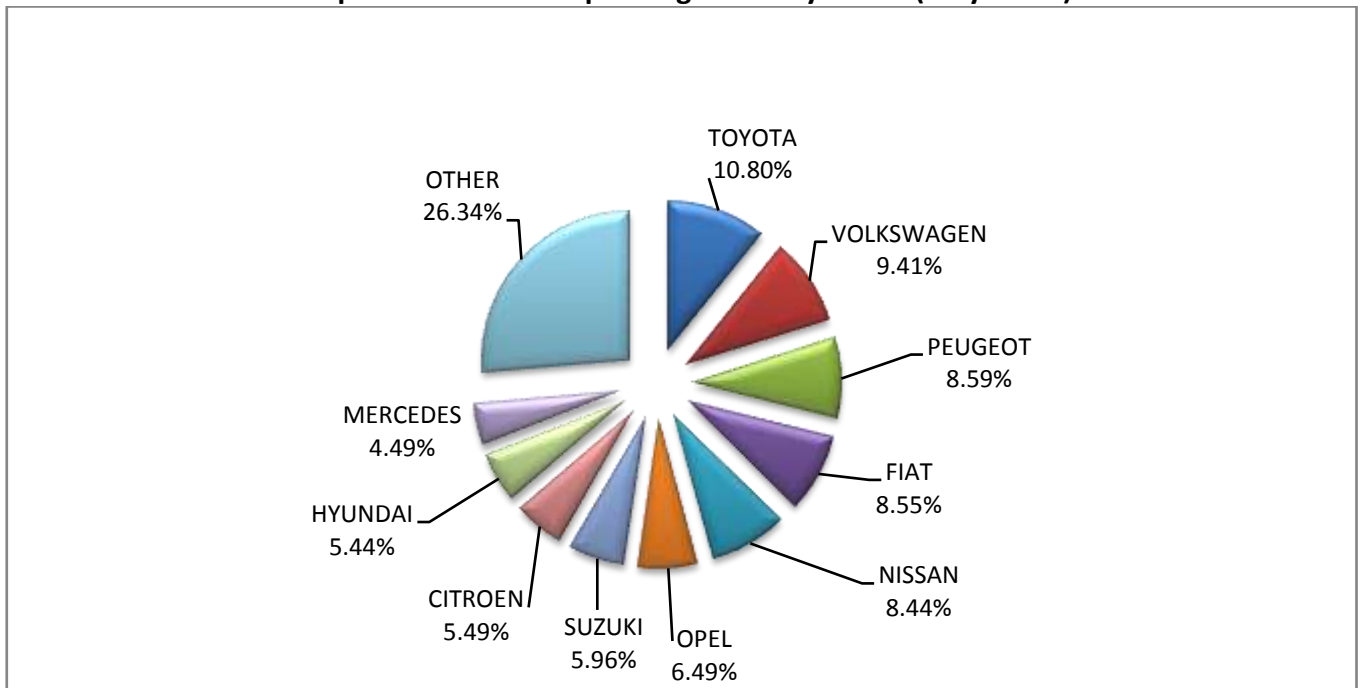
Table 4
Sales of new and used passenger cars by make: May 2017 and January - May 2017

Make	Passenger cars			
	May		January - May	
	new	used	new	used
ALFA ROMEO	67	15	243	75
AUDI	318	38	1,487	183
BENTLEY	1	0	2	0
BMW	396	31	1,320	194
CADILLAC	0	1	0	1
CARBODIES	0	0	0	1
CHEVROLET	0	40	0	187
CHRYSLER	0	0	0	1
CITROEN	585	196	1,937	829
DACIA	53	18	210	86
DAIHATSU	0	17	0	106
DETHLEFFS	0	0	0	22
DODGE	0	1	0	1
FERRARI	0	0	0	4
FIAT	911	266	2,886	1,328
FIAT DUCATO Z.MANTOS	1	0	1	0
FORD	298	288	1,575	1,334
HONDA	54	43	238	194
HYUNDAI	580	126	1,590	520
ISUZU	0	0	0	1
JAGUAR	4	0	10	5
JEEP	82	4	395	14
KIA	106	34	621	141
LAMBORGHINI	0	0	0	1
LANCIA	0	15	8	77
LAND ROVER	9	15	53	54
LEXUS	2	3	11	6
LOTUS	0	1	0	1
MASERATI	1	0	1	0
MAZDA	2	28	73	151
MERCEDES	479	108	1,823	566
MERCEDES Z.MANTOS	1	0	1	0
MINI	139	28	560	120
MITSUBISHI	20	40	51	189
NISSAN	900	173	3,418	763
OPEL	692	517	2,934	2,562
PEUGEOT	916	165	3,374	767
PLYMOUTH	0	0	0	1
PORSCHE	6	5	28	29
RANGE ROVER	1	3	4	6
RENAULT	314	191	1,508	826
ROVER	0	1	0	1
SAAB	0	1	0	9
SEA / MOBILVETT	0	2	0	4
SEAT	399	31	843	144
SKODA	342	60	1,421	316

Table 4 (cont.)
Sales of new and used passenger cars by make: May 2017 and January - May 2017

Make	Passenger cars			
	May		January - May	
	new	used	new	used
SMART	63	186	191	901
SSANGYONG	3	0	27	0
SUBARU	1	4	16	12
SUZUKI	635	130	2,597	594
TESLA MOTORS	1	0	1	0
TOYOTA	1,151	661	4,498	3,023
VOLKSWAGEN	1,003	148	3,665	769
VOLKSWAGEN - Z.MANTOS	0	0	2	0
VOLVO	124	8	556	56
TOTAL	10,660	3,642	40,179	17,175

Graph 8. Sales of new passenger cars by make (May 2017)



Graph 9. Sales of new passenger cars by make (January - May 2017)

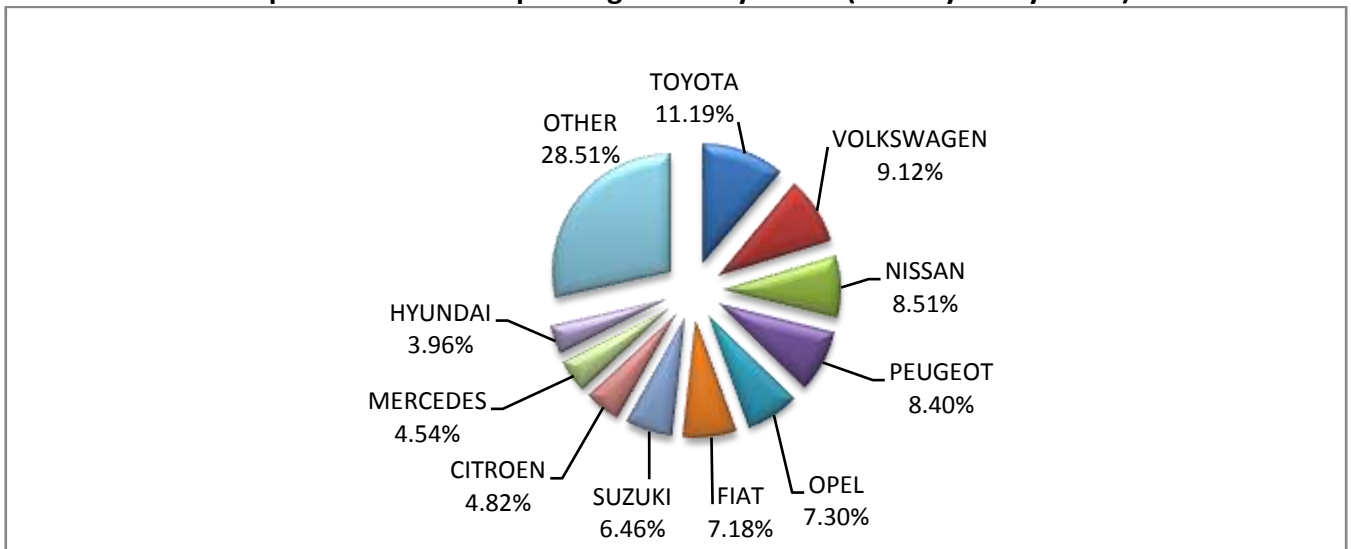


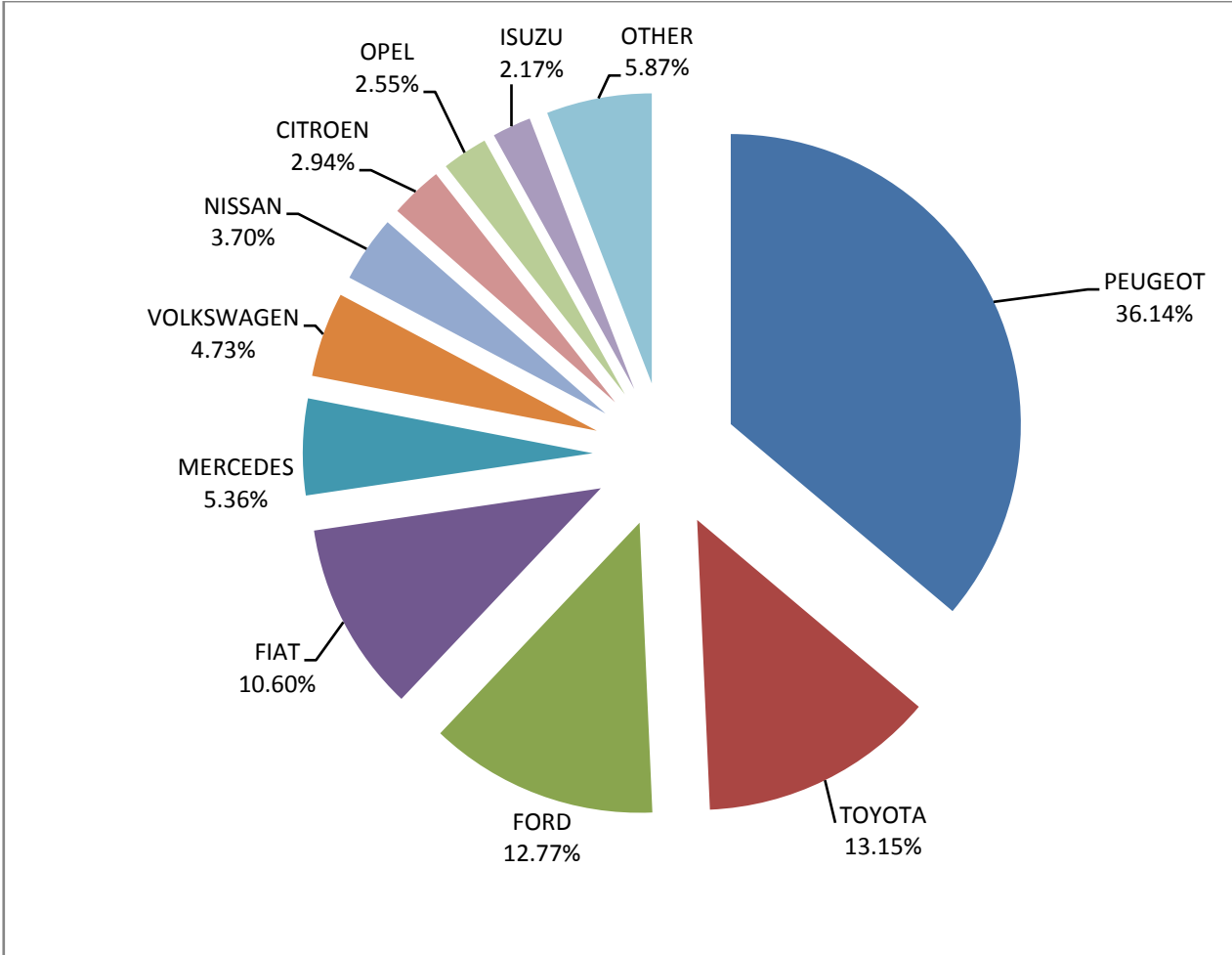
Table 5
Sales of new and used lorries by make: May 2017 and January - May 2017

Make	Lorries			
	May		January - May	
	new	used	new	used
BMW	-	-	-	1
CADILLAC	-	-	-	1
CHEVROLET	-	-	-	1
CITROEN	23	46	96	254
DACIA	-	2	-	8
DAEWOO	-	1	-	1
DAF	1	29	5	128
DAF A. KAOUSSIS SA	-	-	4	-
DAF DYNA TRAILERS S.A.	-	-	1	-
DAF ΑΝΔΡΕΑΣ ΚΑΡΚΑΓΓΕΛΗΣ	1	-	1	-
DAF ΗΦΑΙΣΤΟΣ ΣΤΕΦΑΝΟΣ	-	-	1	-
DAF ΝΤΟΥΝΑΣ ΘΕΟΧΑΡΗΣ	-	-	1	-
DAF ΤΑΞΙΑΡΧΟΥ	-	-	1	-
DENNIS EAGLE	-	-	-	1
DODGE	-	1	-	3
DR MOTOR	-	-	-	1
EVF SPA	-	1	-	1
FAUN	-	-	-	1
FCA US LLC (RAM)	-	-	-	1
FIAT	83	228	354	976
FIAT-IVECO	-	8	-	29
FORD	100	154	480	800
GREAT WALL MOTOR	-	-	-	1
HONDA	-	-	-	1
HYUNDAI	-	5	-	35
ISUZU	17	18	106	102
ISUZU A. KAOUSSIS SA	-	-	6	-
IVECO	1	18	6	68
IVECO A. KAOUSSIS SA	1	-	3	-
IVECO CENTIGON	-	-	1	-
IVECO CONTRUCK MECHANICA	-	-	1	-
IVECO DYNA TRAILERS S.A.	-	-	2	-
IVECO MAGIRUS	-	1	-	4
IVECO SMYRLIADIS	1	-	1	-
KIA	-	1	-	8
LAND ROVER	-	1	-	5
MAHINDRA	-	-	-	1
MAN	-	42	5	238
MAN A. KAOUSSIS SA	-	-	2	1
MAN DYNA TRAILERS S.A.	-	-	7	-
MAN TECMEC	-	-	4	-
MAN ΕΥΓΕΝΕΙΑΔΟΥ ΜΑΡΙΑ & ΣΙΑ Ο.Ε.	-	-	1	-
MAN ΤΑΞΙΑΡΧΟΥ	1	-	6	-
MAZDA	1	35	1	141
MERCEDES	42	362	134	1,613

Table 5 (cont.)
Sales of new and used lorries by make: May 2017 and January - May 2017

Make	Lorries			
	May		January - May	
	new	used	new	used
MERCEDES A. KAOUSSIS SA	2	-	32	-
MERCEDES ΑΦΟΙ ΠΡΟΔΡΟΜΟΣ ΛΥΣΑΡΙΔΗΣ & ΛΑΖΑΡΟΣ ΟΕ	1	-	1	-
MERCEDES DYNA TRAILERS S.A.	1	-	4	-
MERCEDES KOSKERIDIS	-	-	1	-
MERCEDES SMYRLIADIS	1	-	2	-
MERCEDES TRUCK NET	-	-	1	-
MERCEDES ΘΕΟΧΑΡΗΣ ΝΤΟΥΝΑΣ	-	-	5	1
MERCEDES Σ.ΜΑΡΚΕΤΟΣ - Κ.ΤΑΛΛΑΡΟΣ ΕΠΕ	2	-	2	-
MITSUBISHI	12	57	110	314
MITSUBISHI A. KAOUSSIS SA	-	-	2	-
MITSUBISHI ΤΑΞΙΑΡΧΟΥ	-	-	1	-
NISSAN	29	113	214	635
NISSAN SMYRLIADIS	-	-	1	1
OAF	-	-	-	2
OPEL	20	88	77	452
PEUGEOT	283	48	558	216
PEUGEOT Z. ΜΑΝΤΟΣ	-	-	1	-
PFAU	-	-	-	1
PIAGGIO	4	2	7	18
PIAGGIO & C SPA A. KAOUSSIS SA	2	-	3	-
RELIANT	-	-	-	1
RENAULT	9	97	29	459
ROVER	-	-	-	1
SAAB SCANIA	-	-	-	1
SCANIA	-	30	5	151
SCANIA A. KAOUSSIS SA	1	-	6	-
SCANIA ΕΥΣΤΑΘΙΟΣ ΖΥΓΟΥΡΗΣ & ΣΙΑ ΕΒΕ	-	-	1	-
SCANIA ΘΕΟΧΑΡΗΣ ΝΤΟΥΝΑΣ	-	-	1	-
SCHMITZ CARGOBU	-	-	1	-
SCODA	-	-	-	2
SEAT	-	1	-	13
SKODA	-	6	-	31
SSANGYONG	3	-	5	1
SUZUKI	-	-	-	2
TATA	-	-	-	2
TOYOTA	103	66	554	283
VOLKSWAGEN	37	88	172	428
VOLKSWAGEN ΕΥΣΤΑΘΙΟΣ ΖΥΓΟΥΡΗΣ & ΣΙΑ ΕΒΕ	-	-	-	1
VOLVO	-	65	5	289
VOLVO A. KAOUSSIS SA	-	-	1	-
VOLVO ΕΥΣΤΑΘΙΟΣ ΖΥΓΟΥΡΗΣ & ΣΙΑ ΕΒΕ	-	-	2	-
VOLVO/ROMEX	1	-	1	-
TOTAL	783	1,614	3,035	7,730

Graph 10. Sales of new lorries by make (May 2017)



Graph 11. Sales of new lorries by make (January - May 2017)

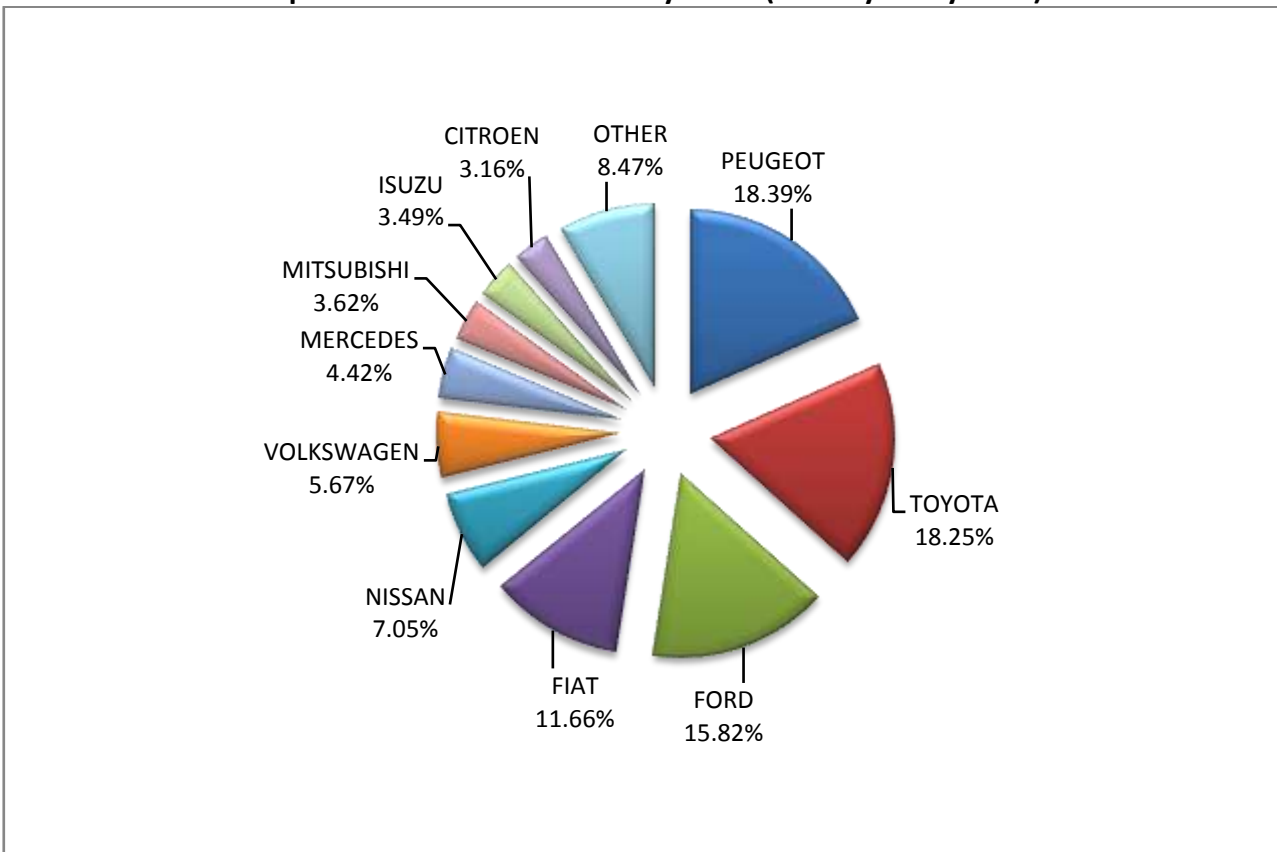
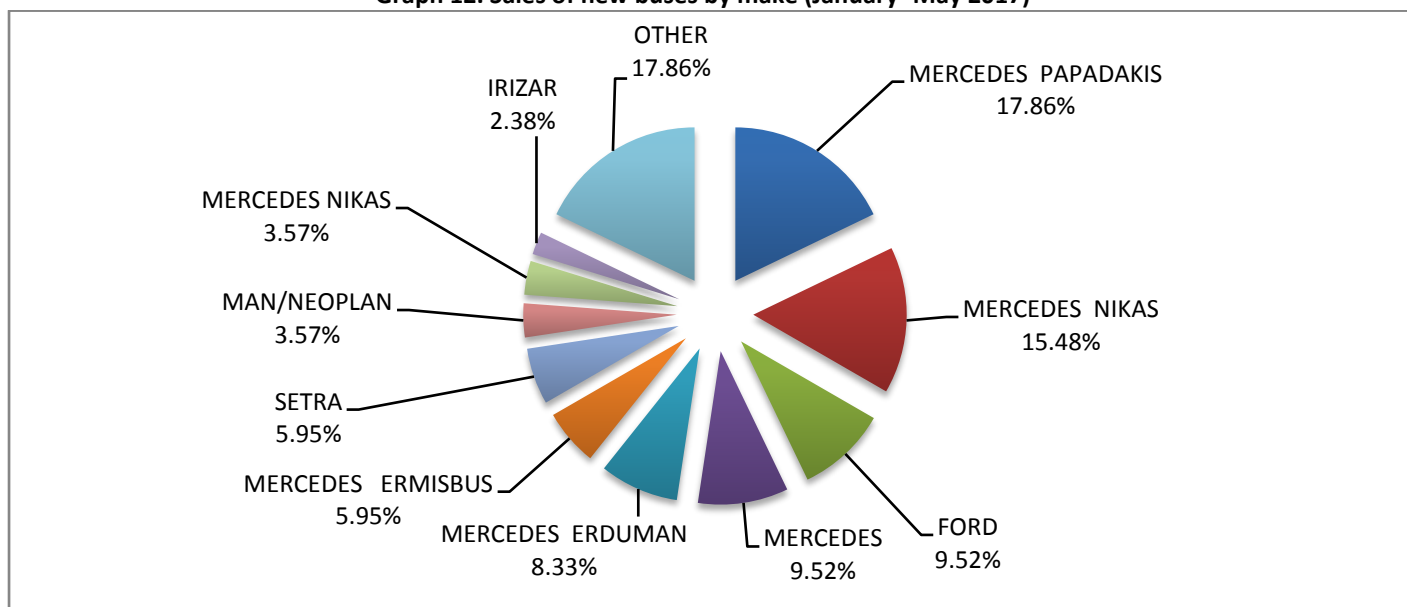


Table 6. Sales of new and used buses by make: May 2017 and January - May 2017

Make	Buses			
	May		January - May	
	new	used	new	used
ALI DUMAN OTOMOTIV DIZAYN	1	-	1	-
BOVA	-	3	-	20
DAF	-	-	-	1
EVOBUS	-	-	-	4
FIAT	-	-	-	1
FORD	3	1	8	9
FORD ΣΦΑΚΙΑΝΑΚΗΣ	1	-	1	-
IRISBUS	-	3	-	9
IRIZAR	-	-	2	-
ISUZU	1	1	1	3
ITALBUS	-	-	1	-
IVECO	-	4	1	6
IVECO FIAT, FIAT, IVECO, IRISBUS	-	-	-	1
IVECOBUS, KAROSA, IRISBUS, IVECO, HEULIEZ BUS, IKARUS	-	-	2	-
MAN	-	5	1	31
MAN/NEOPLAN	1	-	3	-
MERCEDES	1	68	8	239
MERCEDES ERMISBUS	-	-	5	-
MERCEDES CENTO BUS	-	-	1	-
MERCEDES ERDUMAN	2	-	7	-
MERCEDES GIANNOPOYLOS S.A	-	-	1	-
MERCEDES NIKAS	5	-	13	-
MERCEDES PAPADAKIS	3	-	15	1
MERCEDES NIKAS	-	-	3	-
NEOPLAN	-	3	-	14
OTOKAR	-	-	2	2
RENAULT	-	-	-	5
SCANIA	-	2	-	13
SCANIA HIGER	-	-	2	-
SETRA	-	7	5	30
TEMSA	-	3	1	22
VAN HOOL	-	2	-	4
VOLKSWAGEN	-	3	-	13
VOLVO	-	3	-	10
XIAMEN KING LONG	-	1	-	4
TOTAL	18	109	84	442

Graph 12. Sales of new buses by make (January -May 2017)



**Table 7
Sales of new and used Motorcycles by Make or manufacturer: May and January - May 2017**

Make	Motorcycles			
	May		January - May	
	new	used	new	used
ACCESS, GOES	-	-	8	-
ADAMS, MIRAGE, DEMOTO, MKS, MC4YOU	-	-	1	-
ADIVA	-	-	-	1
AEON MOTOR	5	-	29	1
AJS	-	1	-	1
APRILIA	19	17	54	55
APRILIA, PIAGGIO, GILERA, DERBI	1	-	6	-
APRILIA, SCARABEO	-	-	2	-
ARCTIC CAT, MASSEY FERGUSON	-	-	1	1
BAJAJ	-	-	2	-
BAOTIAN, SUPERKING, WALTON, HONDA	-	-	1	-
BASHAN, APACHI, ISILDAR APACHI, ISILDAR, APACHE , ADVENTUREMOTORS	-	-	20	-
BASHAN, PANTHERQUADS	1	-	1	-
BENELLI	4	-	11	-
BENZHO	-	1	-	1
BETA	2	-	15	-
BMW	70	10	265	37
BOMBARDIER RECREATIONAL PRODUCTS ING (BRP)	3	-	13	4
BRIXTON	14	-	36	1
BUELL	-	-	1	-
BUYANG	-	-	1	-
CFMOTO	33	-	79	-
CHONGQING LIFAN	-	-	1	-
DAELIM	9	1	28	4
DAYANG, DAYTONA	29	-	276	2
DAYANG, DAYTONA MOTORS, NIPPONIA, SALCANO	135	-	239	-
DAYTONA	29	-	152	1
DERBI	-	-	3	-
DUCATI	23	-	66	6
EAGLE MOTORSPORTS	-	1	1	1

Table 7 (cont.)
Sales of new and used Motorcycles by Make or manufacturer: May and January - May 2017

Make	Motorcycles			
	May		January - May	
	new	used	new	used
EKING, NOSMOKE, JHC, JHCNEWENERGYAUTO, NOUN Electric, VROMOS	1	-	1	-
ENFIELD	-	-	-	1
EUROMOTORS	-	-	2	-
EVA, EMBUGGY, VINTAGE, EVANGEL	5	-	17	1
GAS GAS	-	-	1	1
GILERA	-	2	2	4
GILERA, PIAGGIO	1	2	1	3
GOUPIL	1	-	1	2
HAOJIAN, ZONTES, TAYO, Sharpon, IFINO, KIDEN, ZHONGYU, CUBTOM, DIYUN, NAMIN, TIM DERVI, VUKA, THUMP, RIPPER	1	-	5	-
HAOJIANG, SENKE, ZONTES, TAYO, YINGZHI	2	-	4	-
HAOJIANG, SENKE, ZONTES, TAYO, YINGZHI, KIDEN, TANNY, ZHONGYU, RIPPER, FNX, RAFINZ, MONDIAL, FERRO, GB MOTORS	5	-	12	-
HAOJIANG, SENKE, ZONTES, TAYO, YINGZHI, KIDEN, TANNY, ZHONGYU, RIPPER, REVATTO, ZIPP, RAFINZ	-	-	1	-
HAOJIN	-	-	1	-
HARLEY DAVIDSON	7	1	27	16
HER CHEE, ADLY MOTO, MOTO ROMA	7	-	26	-
HER CHEE, ADLY MOTO, RKS	3	1	6	1
HM	-	-	-	1
HONDA	510	65	1,385	215
HSUN, HISUN, APACHI, ICHIBAN, INCA, FAST POWER, Q-MOTO, EMU, FORSAGE, NISSAMARAN, LAPO MOTORS, STELS, Mx, POLAR	7	-	9	-
HUSABERG	-	-	-	1
HUSQVARNA	-	1	4	3
HYOSUNG & S&T KANUNI	1	-	2	-
HYOSUNG MOTORS	-	-	-	1
INDIAN MOTORCYCLE	5	-	10	-
ITALCAR	-	-	-	1
JIAJUE, JINDING, LANYING, DHS, MIROMOTO, ALPHAMOTO, SPRINT, QLINK, MAXON, RICH MOTORS, EUROCKA(CKA), PEDDA	4	-	8	-
JIAJUE, JINDING, LANYING, PEDDA	-	-	1	-
JIALING, MOTORAN, TRAXX, SPADA, SKYWING, SPD, ASUS, RACING	15	1	37	2
JIANSHE	3	-	18	-
JIANSHE, GEMINI	6	-	13	-
JINLANG, ZIPP, HORS, IVA, Ariic, figuretta motorcycles fat boy, btc, agm, lintex, razory, romet, motors	10	-	32	-
JINLUN, ARKUS&ROMET GROUP, ADAMS	1	-	1	-
JLAJI, HUATIAN, FEILING, TUTU, EPM, Mondid, KINGWAY, ROMET MOTORS	2	-	5	1
JMQQ, QINGQI, PIONEER, SNOWOLF, POLESTAR, CLEVELAND CYCLEWERKS, SINNIS, SOMOTO, SKYTEAM	-	-	1	-
JMSTAR, SHENKE, HUIBANG, JONWAY, MOTORAN, MINELLI, LAPO MOTORS	1	-	2	-

Table 7 (cont.)
Sales of new and used Motorcycles by Make or manufacturer: May and January - May 2017

Make	Motorcycles			
	May		January - May	
	new	used	new	used
JMSTAR, SHENKE, HUIBANG, JONWAY, MOTORAN, MINELLI, LAPO MOTORS	1	-	2	-
JONWAY, JMSTAR, SHENKE, HUIBANG	1	-	2	-
KAWASAKI	37	5	113	25
KEEWAY	1	-	1	-
KENBO	-	-	1	-
KL	6	-	20	-
KTM	34	3	105	8
KWANG YANG	-	-	-	6
KYMCO	297	42	752	141
LEONART	-	-	-	1
LIFAN	1	-	5	-
LIFAN, HONLEI, SKYGO, BISAN-LIFAN, SUMCO, TRUVA, SALCANO, YUKIMOTOR, RAMZY, BRANSON, XPLOER. NEMO, LEVO	18	-	45	-
LIFAN, SKYGO, HONLEI, BISAN-LIFAN, TRUVA, SALCANO, YUKI, RAMZEY, BRANSON, SUMCO, NEMO, XPLOER, LEVO, ACONDA	15	-	55	1
LIFAN, TRUVA, YUKI, SALCANO, SUMCO, RAMZEY, BRANSON, XPLOER, NEMO, LEVO	4	-	7	-
LINHAI	-	-	6	-
LINHAI, KUBA, LHY	6	-	11	-
LINHAI, KUBA, ONLINE, LHY	-	-	5	-
LML	4	-	12	1
LONCIN	-	-	2	-
LONCIN, KINLON, DORTON, CCM	-	-	2	-
LONCIN, KINLON, LONGTING, KUBA, YUKI, MONDIAL, STMAX, KANUNI, MOTORAN, ASYA, QUSWA, PUMAREX, RALLY USA, MOD, CCM	17	1	27	1
LONGJIA, ITALJET, ORCAL, BEELINE, ROMET MOTORS, GEMINI, Lexmoto, Jahanro, VGA, Daytona MOTORS	2	-	2	-
MALAGUTI	-	-	-	1
MBK	-	4	-	12
MEGELLI	1	-	1	-
MG MOTO	66	-	291	1
MINSK, ZONGSHEN, IRIBIS, MONDIAL, LEXMOTO, JUNAK, HONLEY, OVERBIKES	-	-	1	-
MODENAS	9	-	28	-
MONDIAL	-	-	1	-
MOTO GUZZI	2	-	9	-
MOTO S.P.A	-	-	4	-
MV AGUSTA	2	1	4	2
MZ MOTORRAD	-	-	-	1
NACIONAL MOTOR	-	-	-	1
NIPPONIA	-	-	2	-
ODES, LIANGZI, BRANSON	4	-	6	-
ORCAL	2	-	2	-
PEUGEOT	42	5	111	9
PGO	1	-	4	-
PIAGGIO	663	39	1,900	153

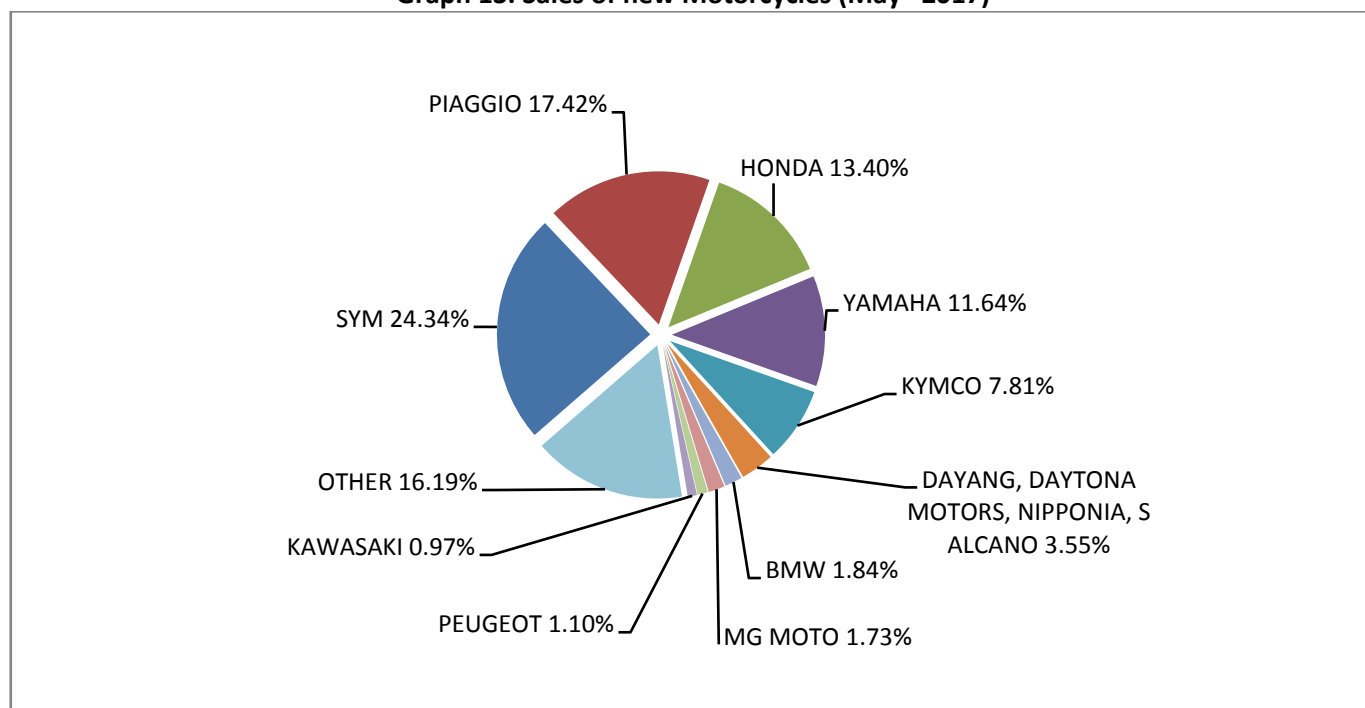
Table 7 (cont.)
Sales of new and used Motorcycles by Make or manufacturer: May and January - May 2017

Make	Motorcycles			
	May		January - May	
	new	used	new	used
PIAGGIO, APRILIA	7	-	9	-
PIONEER, LEXMOTO, PULSE, BULLIT, OMAKS, JHC, ASYA, MONDIAL, KUBA, ACE	-	-	1	-
POLARIS	10	-	20	1
QINGQI, PIONEER, i-moto, SUPERBYKE, KENROD, QLINK, YUKI, SACHS-Bikes, Daytona	10	-	15	1
QJ , QJIANG, KEEWAY, LEONE	-	-	6	-
QJ, QJIANG, KEEWAY	10	-	25	-
QJ, QJIANG, KEEWAY, LEONE, KUBA, RKS, GENERIC, EXPLORER, RIDE, VENGO	16	-	32	-
QJ, QJIANG, KEEWAY, LEONE, KUBA, RKS, tell, EMPIRE KEEWAY, BENELLI, VENGO	11	-	11	-
QJ,QJIANG, KEEWAY, LEONE, RKS, tell, VENGO	6	-	20	-
QJIANG	2	-	2	-
QUADRO	2	-	4	-
RIYA, HONLING, YAMAKOYO, TIANYING, GOES, SANYOU, BM, FUN BIKE, WOTTA	1	-	10	-
ROYAL ENFIELD	1	-	1	-
SANYE FUXIN, MONDIAL, ISILDAR APACHI, APACHI, ISILDAR, LINTEX	-	-	1	-
SANYOU, TARO, CHUANGTAI, GOES, JUNAK, WOTTAN, BARTON MOTORS, MAGPOWER, CAPIRELLI, OVERBIKES, PEDDA	2	-	3	-
SHANYANG	-	-	1	2
SHINERAY	7	-	19	-
SKYJET	1	-	2	-
SKYTEAM, SACIN, METALCO, SOKUDO, BAZUKA, MINICO, MOTOS BORDOY, SUMCO	1	-	6	-
SKYTEAM, SASIN, CSR, METALCO, SOKUDO, BAZUKA, MINICO, MOTOSBASI	12	-	21	-
SUZUKI	32	20	89	71
SWM	-	-	1	-
SYM	926	22	2,138	62
SYM, SANYANG	1	-	4	-
TANGJUNOULING, SEEES, SIMPLICITYS SRL, MMSS.A., NOUNElectric, VROMOS KIWI, Imporvia, Lda, BOX-E,ELECTA	-	-	1	-
TGB	2	-	8	2
TIANMA, FASPIDER, GARELLI	-	-	1	1
TIANYING, RIYA, QISHENG, YAMAKOYO, HONGLING, ZIPP, TOROS, ROMET, ROMET MOTORS, ROUTER, VENTO, ASYA, BENYCO, BARA	14	-	21	-
TM RACING	-	1	2	1
TRIUMPH	15	1	56	4
VICTORY MOTORCYCLES DIVISION, POLARIS INDUSTRIES INC	-	-	1	-
WANGYE, SANBEN, UM, KENOS, SUPERBYKE, MDC, MISTRAL, STREET ELEGANCE, 4WMOTO, RIVERO, VIKERS, ZIPP, SANLI, GOWINN	3	-	12	-

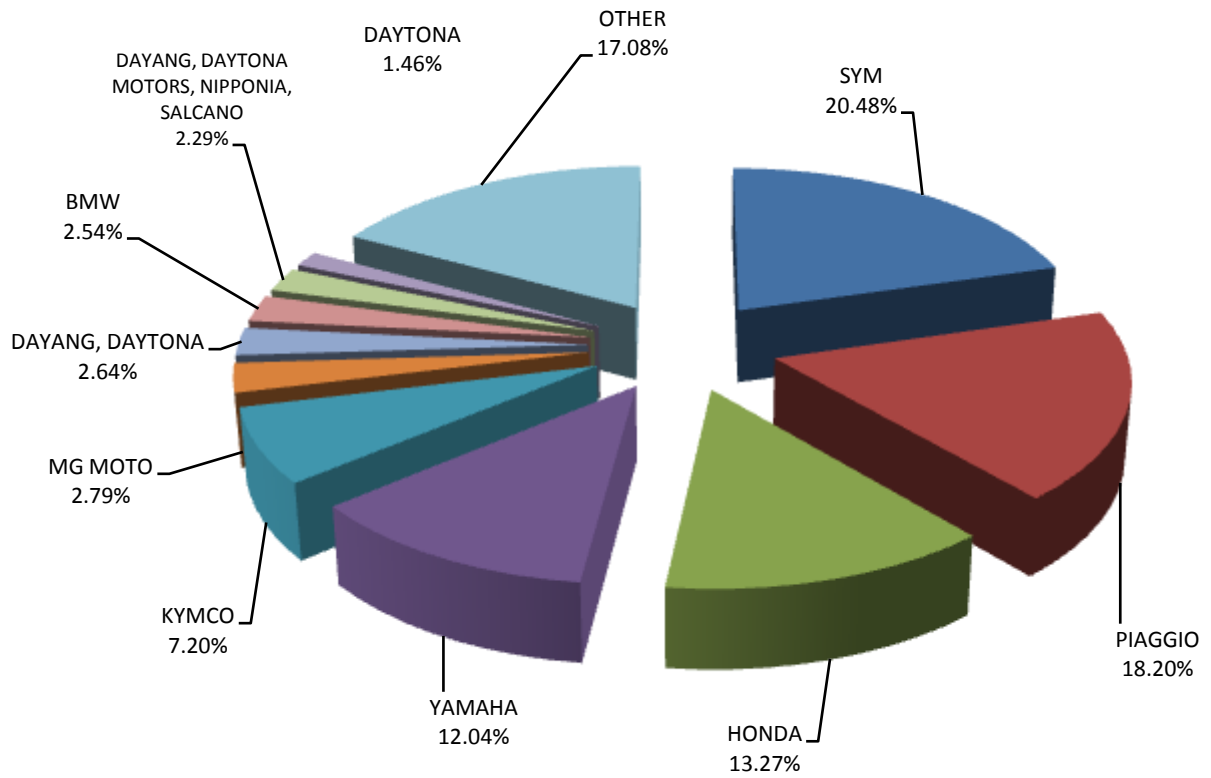
Table 7 (cont.)
Sales of new and used Motorcycles by Make or manufacturer: May and January - May 2017

Make	Motorcycles			
	May		January - May	
	new	used	new	used
WANGYE, SANBEN, UM, MONDIAL, KENOS, SUPERBYKE, IRBIS, MDC, MISTRAL, STREET ELEGANCE	18	-	58	-
XGJAO	2	-	6	-
XGJAO, KAISAR, SKYJET, SOKON, YUKI, AJS, VEEROAD, DAYTONA MOTORS, YUAN, KRAL, PULSE, CELIK, LEXMOTO, SOKON	-	-	2	-
XGJAO, YUAN, SKYJET, KAISAR	6	-	21	-
XINYANG	1	-	3	-
YADEA, ZTECH, MONDIAL, E-MON	-	-	1	-
YAMAHA	443	97	1,257	298
YIBEN, MEIDUO, VONROAD, WUBEN, NIM	-	-	1	-
YINGANG	-	-	1	-
YINXIANG	2	-	4	-
YINXIANG, KENBO, CHEETA	5	-	12	2
ZHEJIAN	-	-	-	1
ZHONGNENG, ASYA, DADO, ZNEN, BARON	-	-	1	-
ZHONGNENG, ZNEN, DADO, DIRECT BIKES, GOWINN, VIVACOX, NECO, AGM, LEE, ASYA	4	-	8	-
ZHONGNENG, ZNEN, DIRECT BIKES, SUNSTO, LEARNERLEGAL, SCOOTTE	1	-	5	-
ZONGSHEN, ZIP STAR, PIAGGIO, HONLEY, LEXMOTO, MONDIAL, PULSE, OVERBIKES, XR HORIZONT, KTNS, DERRACE	12	-	14	-
ZONGSHEN, ZIP STAR, ZEALSUN, KENTO, RYMCO	4	-	7	-
ZXMCO, ZHONGXING, BEWHEEL, TURBHO, RAZZO, MOTORAN, RABBIT MOTORS	5	-	10	-
TOTAL	3,805	345	10,438	1,180

Graph 13. Sales of new Motorcycles (May 2017)



Graph 14. Sales of new Motorcycles (January - May 2017)



EXPLANATORY NOTES

Survey on the issuing of new road motor vehicle circulation licenses	The survey on the issuing of new motor vehicle circulation licenses is a census survey. The released data give information, at country level, on the brand and type of the motor vehicle, as well as whether it is new or used. The survey does not include vehicles that move on rails, trolley busses, agricultural tractors and machinery. In addition, the following are excluded: all motor vehicles of the Armed Forces, Police, Fire Brigade, State Services, Diplomatic Corps, Foreign Missions, and Invalids of Wars, as well as motorcycles with a cylinder capacity less than 50 cc.
Legal basis	Law 3832/2010
Reference Period	May 2017
Coverage	The production of monthly data is based on the registers held by the Ministry of Infrastructure, Transport and Networks, which records all the monthly changes observed in the vehicle registration licenses at country level.
Definitions	<p>Road motor vehicle is any vehicle that, irrespective of the number of wheels, is moved by an engine and is designed to transport persons or cargo or both of them, either they are on the same single vehicle or on a trailer carried by the main motor vehicle.</p> <p>New road motor vehicle is any motor vehicle that is registered for the first time in Greece during the reference month and has not been put into circulation in any other country.</p> <p>Used motor vehicle is any motor vehicle that is registered for the first time in Greece and has been imported as a used one from abroad</p> <p>Passenger motor vehicle: it is a motor vehicle designed to carry mostly people, having no more than 9 seats, including the driver's seat.</p> <p>Bus: it is a motor vehicle, which is designed to carry mostly people, having more than 10 seats, including the driver's seat. (In the corresponding tables of this Press Release, this category also includes articulated buses.)</p> <p>Lorry: it is motor vehicle designed to carry mostly cargo. (In the corresponding tables of this Press Release, this category also includes tractors, tow trucks, articulated tractors, and trucks with trailers).</p> <p>Motorcycle: any two-wheeled motor vehicle, with or without sidecar, with maximum authorized design speed over 45 km/h, or in case it is powered by a combustion engine, with a cylinder capacity of 50 cc or over (In the corresponding tables of this Press Release, this category also includes the three-wheeled motor vehicles – motor tricycles).</p> <p>Tricycle motor vehicle: it is a motor vehicle with three symmetrical wheels with maximum authorized design speed over 45 km/h, or in case it is powered by a combustion engine, with a cylinder capacity over the 50 cc. This category also includes four-wheel vehicles, except the light four-wheel motorcycles, whose empty vehicle tare (excluding the weight of the fuel or mixture of fuel-oil or the weight of the batteries for electric cars) is up to 400 kg in the case the vehicle is designed for passenger use or up to 550 kg in case the vehicle is designed to carry cargo and whose engine is up to 15KW.</p>
Methodology	Exhaustive Survey. The primary data derive from the Ministry of Infrastructure, Transport and Networks and are based on the issuing of new circulation licenses as they are registered by the Regional Offices for Transport and Communications.
References	More information (graphs, tables) concerning the survey on the issuing of new motor vehicle circulation licenses are available on the webpage of ELSTAT, www.statistics.gr , under the link http://www.statistics.gr/en/statistics/-/publication/SME24/