



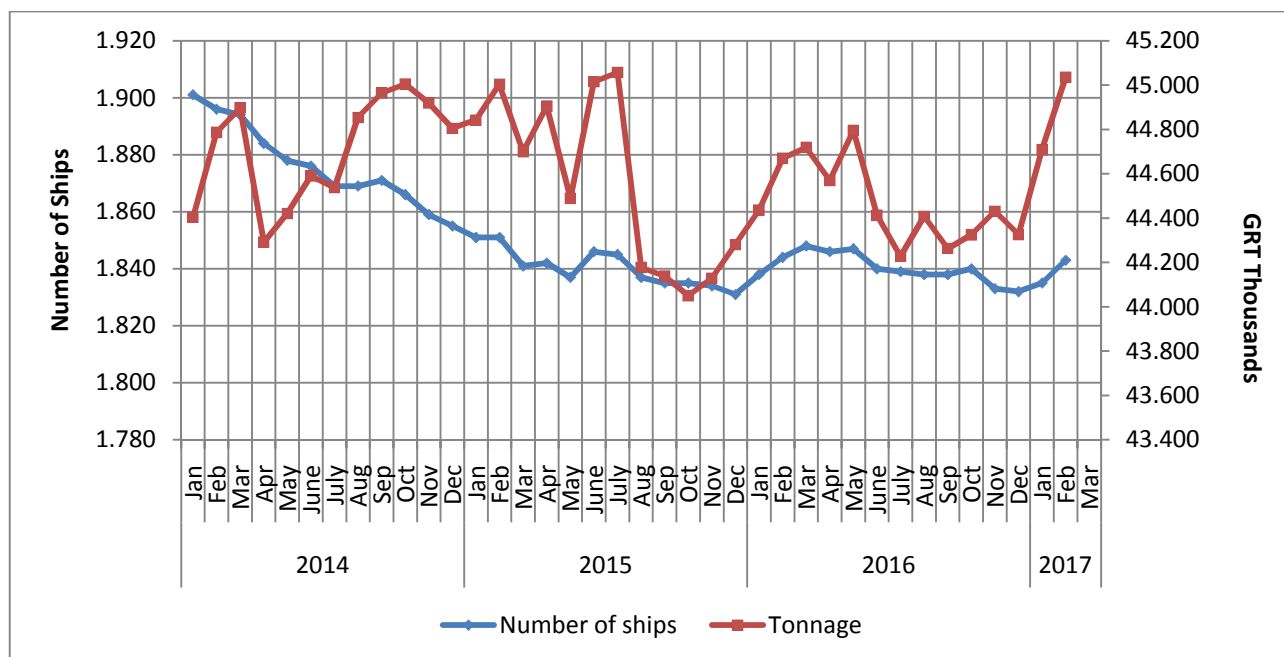
PRESS RELEASE

GREEK MERCHANT FLEET: February 2017 (Provisional data)

The Hellenic Statistical Authority (ELSTAT) announces data on the Greek Merchant Fleet (for vessels of 100 GRT¹) for February 2017. Particularly:

- The Greek Merchant Fleet decreased by 0.2% in February 2017 compared with February 2016. A decline of 0.3% was also recorded in February 2016 compared with February 2015 (Table 1).
- The gross tonnage of the Greek Merchant Fleet, for vessels of 100 GRT and over, recorded an increase of 0.8% in February 2017 compared with February 2016, while a decline of 0.7% was observed in February 2016 compared to February 2015 (Table 1).

Graph 1. Greek Merchant ships of 100 GRT and over: January 2014 – February 2017



Information:

Division of Statistics on Trade and Services

Section of Shipping Statistics

Papandreou Konstantinos

Tel : +30 213 135 2187

Fax: +30 213 135 3059

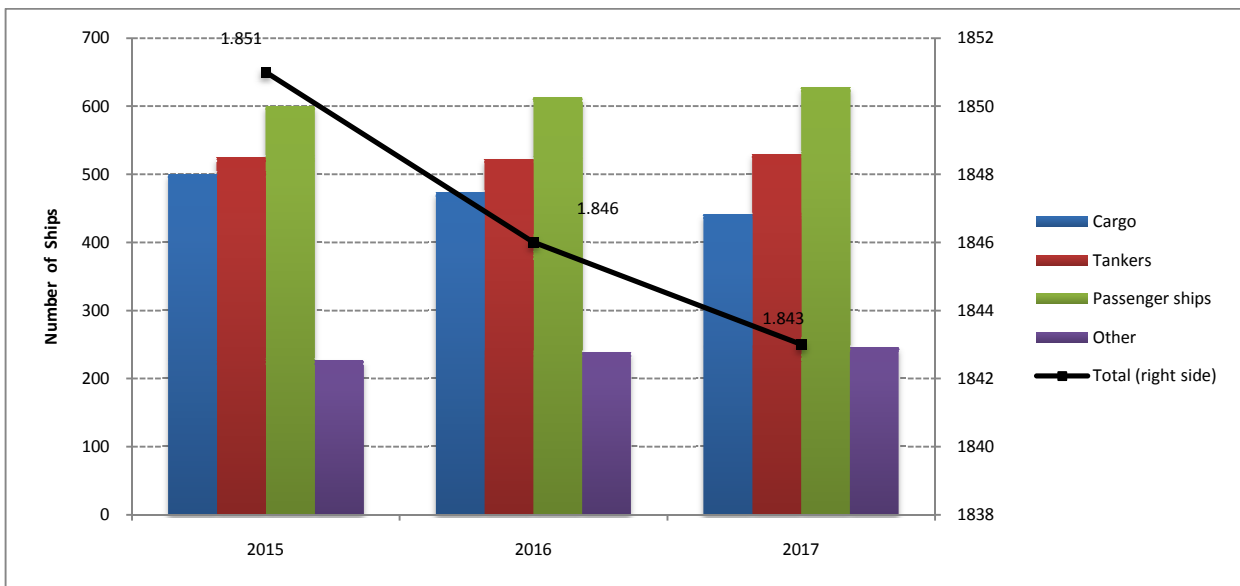
email: k.papandreou@statistics.gr

¹ GRT: Gross Tonnage

Table 1. Number and tonnage of Greek Merchant ships of 100 GRT and over, by types of ships, February 2015 – 2017

February										
Types of ships	2015		2016		Change % 2016/2015		2017		Change % 2017/2016	
	Number of Ships	Tonnage (GRT)	Number of Ships	Tonnage (GRT)	Number of Ships	Tonnage (GRT)	Number of Ships	Tonnage (GRT)	Number of Ships	Tonnage (GRT)
Cargo	500	16,266,135	473	15,458,267	-5.4%	-5.0%	441	13,934,876	-6.8%	-9.9%
Tankers	524	27,309,716	522	27,800,852	-0.4%	1.8%	529	29,667,703	1.3%	6.7%
Passenger ships	600	1,362,681	613	1,363,379	2.2%	0.1%	627	1,346,250	2.3%	-1.3%
Other	227	65,149	238	70,344	4.8%	8.0%	246	86,131	3.4%	22.4%
Total:	1,851	45,003,681	1,846	44,692,842	-0.3%	-0.7%	1,843	45,034,960	-0.2%	0.8%

Graph 2a: Number of Greek Merchant ships of 100 GRT and over, by types of ships, February 2015 – 2017



Graph 2b: Tonnage of Greek Merchant Ships of 100 GRT and over, by types of ships, February 2015 – 2017

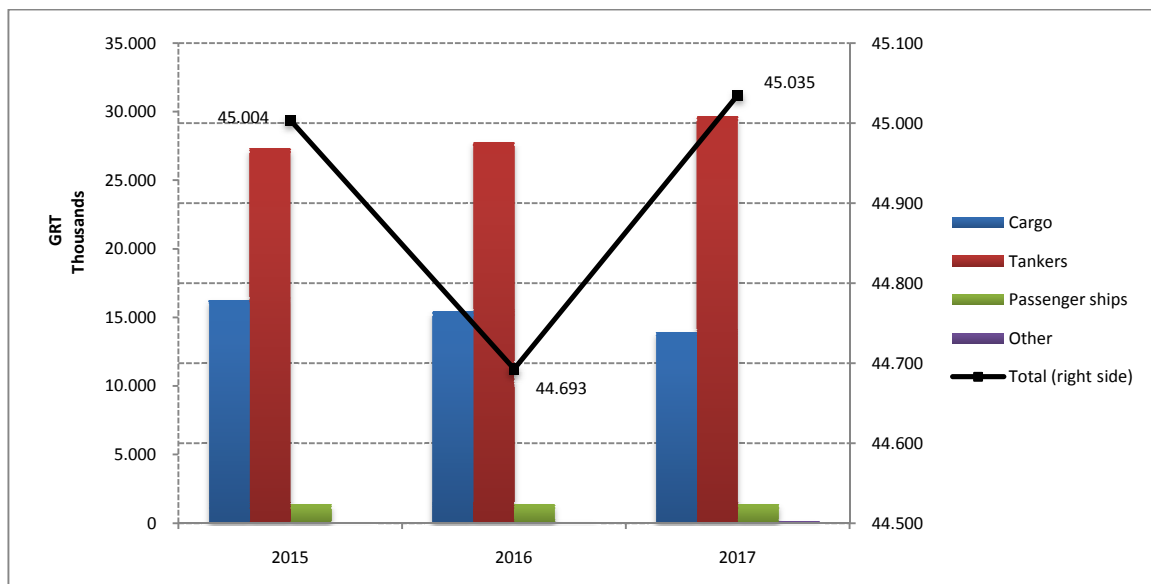


Table 2. Distribution of the Greek Merchant ships of 100 GRT and over, by tonnage groups, February 2015 – 2017

Tonnage Groups	2015		2016		Change % 2016/2015		2017		Change % 2017/2016	
	Number of Ships	Tonnage (GRT)	Number of Ships	Tonnage (GRT)	Number of Ships	Tonnage (GRT)	Number of Ships	Tonnage (GRT)	Number of Ships	Tonnage (GRT)
[100-500)	724	183,908	731	187,032	1.0%	1.7%	746	189,469	2.1%	1.3%
[500-3,000)	329	410,204	334	414,269	1.5%	1.0%	343	425,509	2.7%	2.7%
[3,000-7,000)	72	323,306	72	321,551	0.0%	-0.5%	73	322,391	1.4%	0.3%
[7,000-10,000)	23	195,134	23	195,134	0.0%	0.0%	21	178,711	-8.7%	-8.4%
[10,000-20,000)	40	600,382	45	673,635	12.5%	12.2%	48	706,913	6.7%	4.9%
[20,000-30,000)	93	2,514,546	88	2,354,873	-5.4%	-6.3%	81	2,163,802	-8.0%	-8.1%
[30,000+)	570	40,776,201	553	40,546,348	-3.0%	-0.6%	531	41,048,165	-4.0%	1.2%
Total:	1,851	45,003,681	1,846	44,692,842	-0.3%	-0.7%	1,843	45,034,960	-0.2%	0.8%

Graph 3: Distribution of Greek Merchant ships of 100 GRT and over, by tonnage groups, February 2015 – 2017

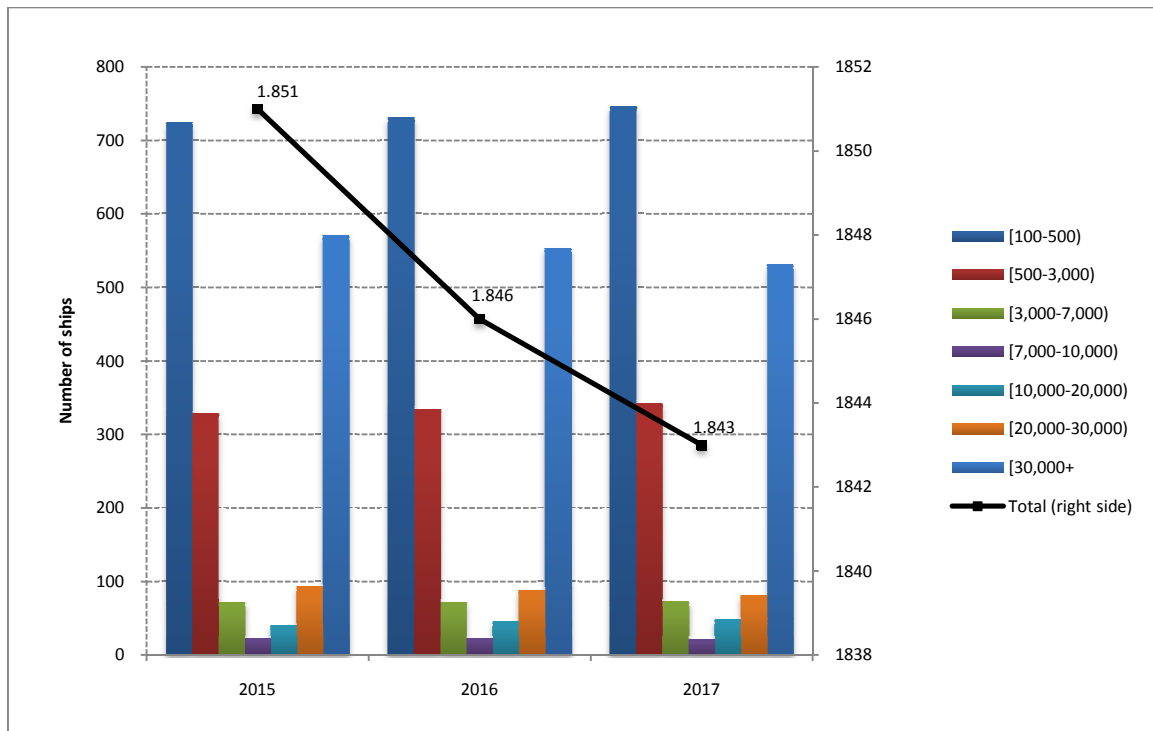
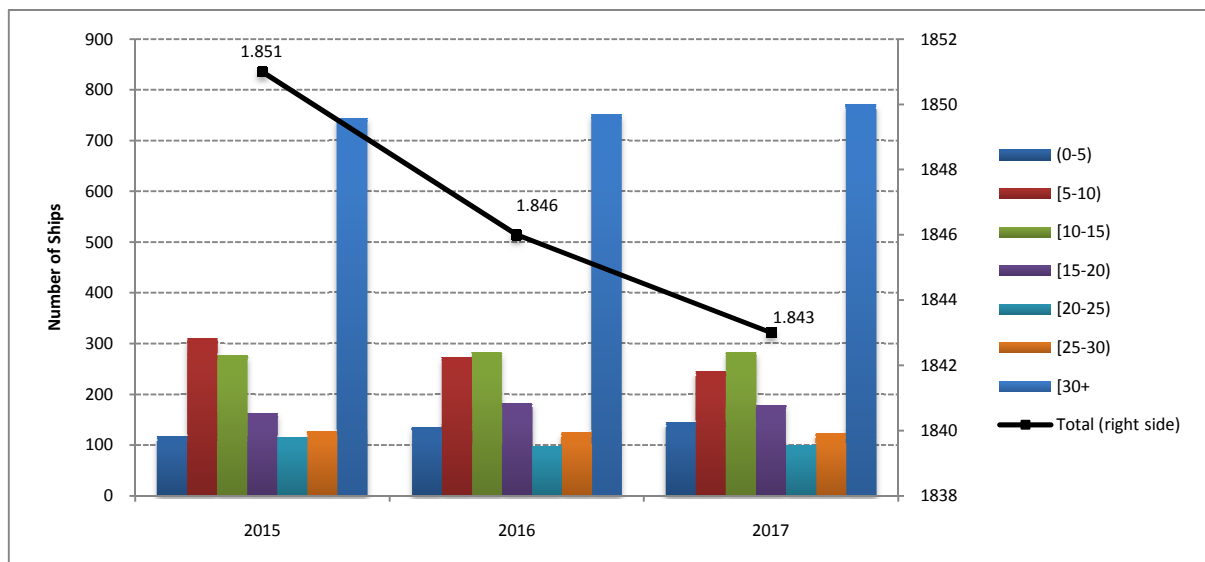


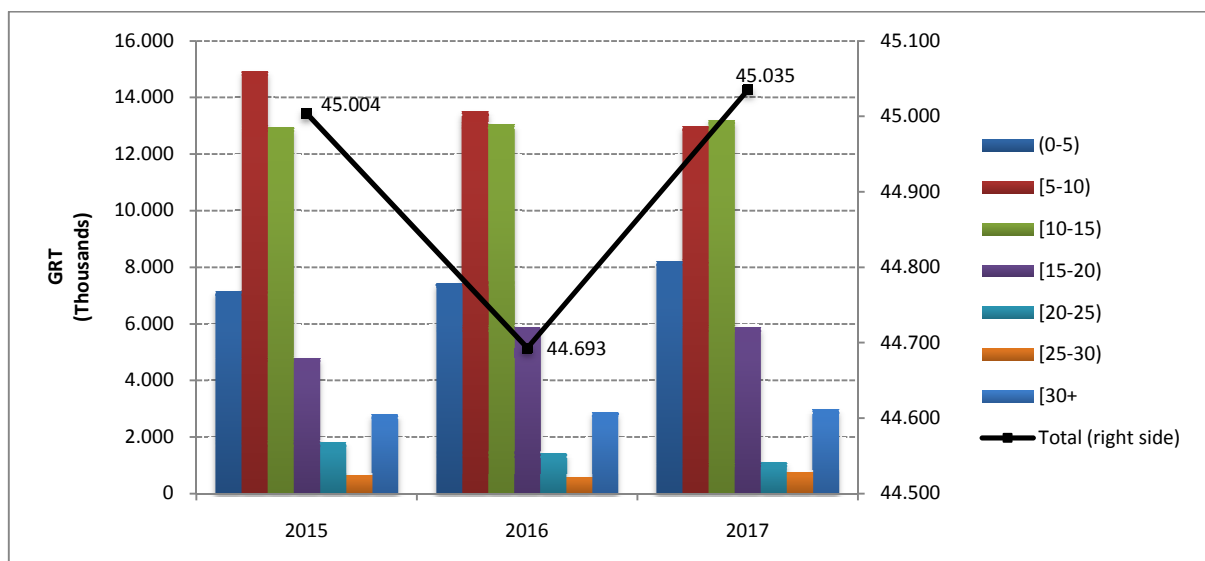
Table 3, Distribution of Greek Merchant ships of 100 GRT and over, by age groups, February 2015 – 2017

February										
Age Groups	2015		2016		Change % 2016/2015		2017		Change % 2017/2016	
	Number of Ships	Tonnage (GRT)	Number of Ships	Tonnage (GRT)	Number of Ships	Tonnage (GRT)	Number of Ships	Tonnage (GRT)	Number of Ships	Tonnage (GRT)
(0-5)	117	7,145,158	135	7,437,544	15.4%	4.1%	144	8,187,600	6.7%	10.1%
[5-10)	310	14,908,680	273	13,501,351	-11.9%	-9.4%	245	12,963,768	-10.3%	-4.0%
[10-15)	276	12,927,515	282	13,034,323	2.2%	0.8%	282	13,208,694	0.0%	1.3%
[15-20)	162	4,781,850	183	5,861,107	13.0%	22.6%	179	5,868,063	-2.2%	0.1%
[20-25)	115	1,802,395	97	1,411,936	-15.7%	-21.7%	99	1,090,698	2.1%	-22.8%
[25-30)	127	638,844	125	587,620	-1.6%	-8.0%	123	737,930	-1.6%	25.6%
[30+	744	2,799,239	751	2,858,961	0.9%	2.1%	771	2,978,207	2.7%	4.2%
Total:	1,851	45,003,681	1,846	44,692,842	-0.3%	-0.7%	1,843	45,034,960	-0.2%	0.8%

Graph 4a, Distribution of Greek Merchant ships 100 GRT and over, by age groups, February 2015 – 2017



Graph 4b, Tonnage of Greek Merchant ships of 100 GRT and over by age groups, February 2015 – 2017



METHODOLOGICAL NOTES

- Greek Merchant Fleet Survey** The Survey on the Greek Merchant Fleet is conducted on a monthly basis since 1964 without any major methodological changes ever since, The purpose of the survey is to fully record statistical data on the number and basic characteristics of the Greek merchant ships, thus depicting the evolution over the course of time of the Greek merchant fleet,
- Legal Framework** The survey is conducted in compliance with the joint Ministerial Decision (No 6792/G-81/11-4-97), signed by the Minister of National Economy and the Minister of Mercantile Marine,
- Reference Period** The results of the survey refer to the end of February 2017,
- Coverage** The survey covers all domestic Port Authorities, as well as Greek Consular Port Authorities abroad, which keep ship registers, These Authorities have to send a report on a monthly basis to the Hellenic Statistical Authority (ELSTAT) pertaining to the changes in the Greek merchant ships registered in their ship registers,
- Definitions** **Merchant ship:** Seagoing self-propelled vessel, at least of 10 GRT, designed for the carriage of goods, transport of passengers, for fishing, towing or specially fitted out for other commercial maritime activities,
Greek merchant fleet: The total number of the merchant ships registered in Greece, which belong to natural or legal persons residing on the Greek territory, The Greek flag carried by these ships means that all their maritime activities (subsidies for ship building, cargo limitations and other tax provisions) are governed by commercial and economic rules which are laid down by the respective Greek authorities,
Gross Register Tonnage (GRT): Refers to the spaces within the hull and of the enclosed spaces above the deck which are available for carrying goods, food, passengers and crew, GRT is equal to the volume of 100 cubic feet or 2,83 m³,
Net Register Tonnage (NRT): It is derived from the gross tonnage by deducting allowances in respect of spaces used for the crew, navigating and propelling machinery, fuel and water ballasts, and other spaces not used for passengers or cargo,
Age of ship: indicated by the year of original construction of the hull or that of the hull containing the engine room,
- Methodology** It is an exhaustive survey conducted by all domestic Port Authorities and Greek Consular Port Authorities abroad, which report to ELSTAT, on a monthly basis, on changes in the ships pertaining to: a) new registrations of ships in the ship registers, b) change in the name of a ship, c) change of ownership, d) transfers to or from a different port, e) deletion of a ship from a ship a register, f) final measurement – remeasurement of ships, g) replacement of the ship’s engine,
All these data, after being dully processed, are used to update, through a specially designed software application, the Official Register of Greek Merchant Ships, This Register is used for the production of monthly and annual statistical results,
- References** Further information (tables, charts) concerning the Survey on the Greek Merchant Fleet can be found on the webpage of ELSTAT (www.statistics.gr), under the link: < Industry, Trade, Services, Transport > Transport >Shipping > Greek Merchant Fleet of 100 GRT and over>>,