



## PRESS RELEASE

### ISSUING OF MOTOR VEHICLE LICENSES: MARCH 2017

The Hellenic Statistical Authority announces that in March 2017, 15,350 road motor cars (both new and used from abroad) were put into circulation for the first time, recording a 43.5% increase compared with the corresponding month of 2016 when the number of road motor cars was 10,699. In March 2016, a 3.4% increase had been observed in comparison with the corresponding month of 2015 (Table1, Charts 1,2,3,5). A total number of 10,003 new cars were put into circulation in March 2017 compared with 6,689 in March 2016, recording a 49.5% increase.

The new motorcycles (over 50cc) that were put into circulation for the first time in March 2017 amounted to 2,600, against 2,570 in 2016, thus recording a 1.2% increase. In March 2016, a 3.5% increase had been observed in comparison with the corresponding month of 2015 (Table 1, Chart 4). Out of the above motorcycles 2,331 were new, while the corresponding figure in March 2016 was 2,381, recording a 2.1% decrease.

During the period January - March 2017, 38,452 road motor cars (both new and used from abroad) were put into circulation for the first time, representing a 35.6% increase compared to the corresponding period of 2016 when the number of road motor cars was 28,354. During the period January - March 2016 a decrease of 2.4% had been observed in comparison with the corresponding period of 2015 (Table3, Charts 6,7). Out of the above number of road motor cars that were put into circulation, from January to March 2017, 22,912 were new, while the corresponding number during the respective period of 2016 was 16,532, recording a 38.6% increase.

During the period January - March 2017 the circulation of new motorcycles (over 50cc) amounted to 4,729 against 6,512 in 2016, thus representing a 27.4% decrease. An increase of 6.4% had been observed during the period January - March 2016 in comparison with the corresponding period of 2015 (Table 3, Charts 6,7). A total number of 4,141 new motorcycles were put into circulation, from January to March 2017, compared with 6,019 during the corresponding period of 2016, recording a 31.2% decrease.

**Information:**

*Trade and Services Statistics Division*  
*Transport, Communications and Mass Media Section*  
Konstantinos Menexes  
Tel: +30 213 135 2500  
FAX: +30 213 135 2496  
E-mail : k.menexes@statistics.gr

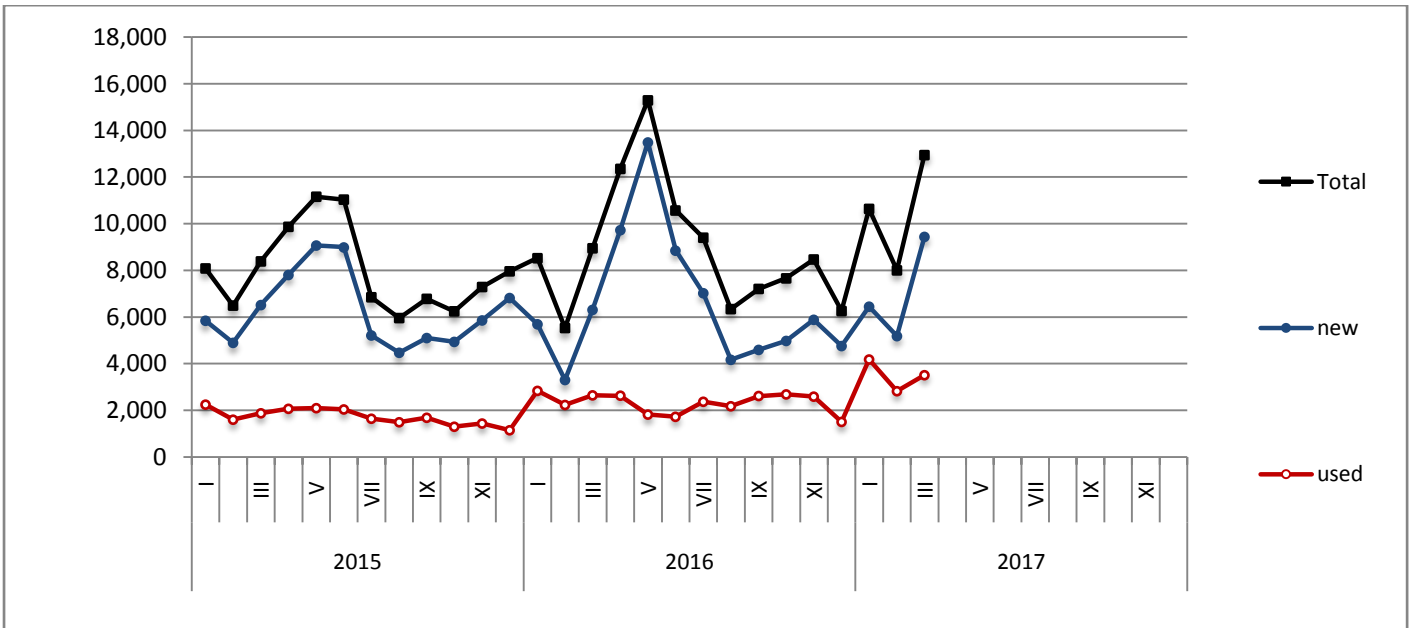
**Table 1. Road motor vehicles, both new and used, put into circulation for the first time in Greece: March 2015 - 2017**

Category of Road Motor Vehicles	March									Change (%)					
	2015			2016			2017			2016/2015			2017/2016		
	Total	New	Used	Total	New	Used	Total	New	Used	Total	New	Used	Total	New	Used
<b>Greece, total</b>															
Road Motor Vehicles,total	12,831	9,410	3,421	13,269	9,070	4,199	17,950	12,334	5,616	3.4%	-3.6%	22.7%	35.3%	36.0%	33.7%
1. Road motor cars	10,347	7,071	3,276	10,699	6,689	4,010	15,350	10,003	5,347	3.4%	-5.4%	22.4%	43.5%	49.5%	33.3%
Passenger Cars	8,396	6,523	1,873	8,948	6,305	2,643	12,949	9,435	3,514	6.6%	-3.3%	41.1%	44.7%	49.6%	33.0%
Buses	75	15	60	100	14	86	115	16	99	33.3%	-6.7%	43.3%	15.0%	14.3%	15.1%
Lorries	1,876	533	1,343	1,651	370	1,281	2,286	552	1,734	-12.0%	-30.6%	-4.6%	38.5%	49.2%	35.4%
2. Motorcycles > 50 cc	2,484	2,339	145	2,570	2,381	189	2,600	2,331	269	3.5%	1.8%	30.3%	1.2%	-2.1%	42.3%
<b>Prefecture of Attica</b>															
Road Motor Vehicles,total	6,692	5,780	912	7,263	5,941	1,322	9,754	8,051	1,703	8.5%	2.8%	45.0%	34.3%	35.5%	28.8%
1. Road motor cars	5,491	4,614	877	6,057	4,757	1,300	8,628	6,958	1,670	10.3%	3.1%	48.2%	42.4%	46.3%	28.5%
Passenger Cars	5,003	4,339	664	5,654	4,629	1,025	7,935	6,673	1,262	13.0%	6.7%	54.4%	40.3%	44.2%	23.1%
Buses	29	11	18	34	6	28	43	12	31	17.2%	-45.5%	55.6%	26.5%	100.0%	10.7%
Lorries	459	264	195	369	122	247	650	273	377	-19.6%	-53.8%	26.7%	76.2%	123.8%	52.6%
2. Motorcycles > 50 cc	1,201	1,166	35	1,206	1,184	22	1,126	1,093	33	0.4%	1.5%	-37.1%	-6.6%	-7.7%	50.0%

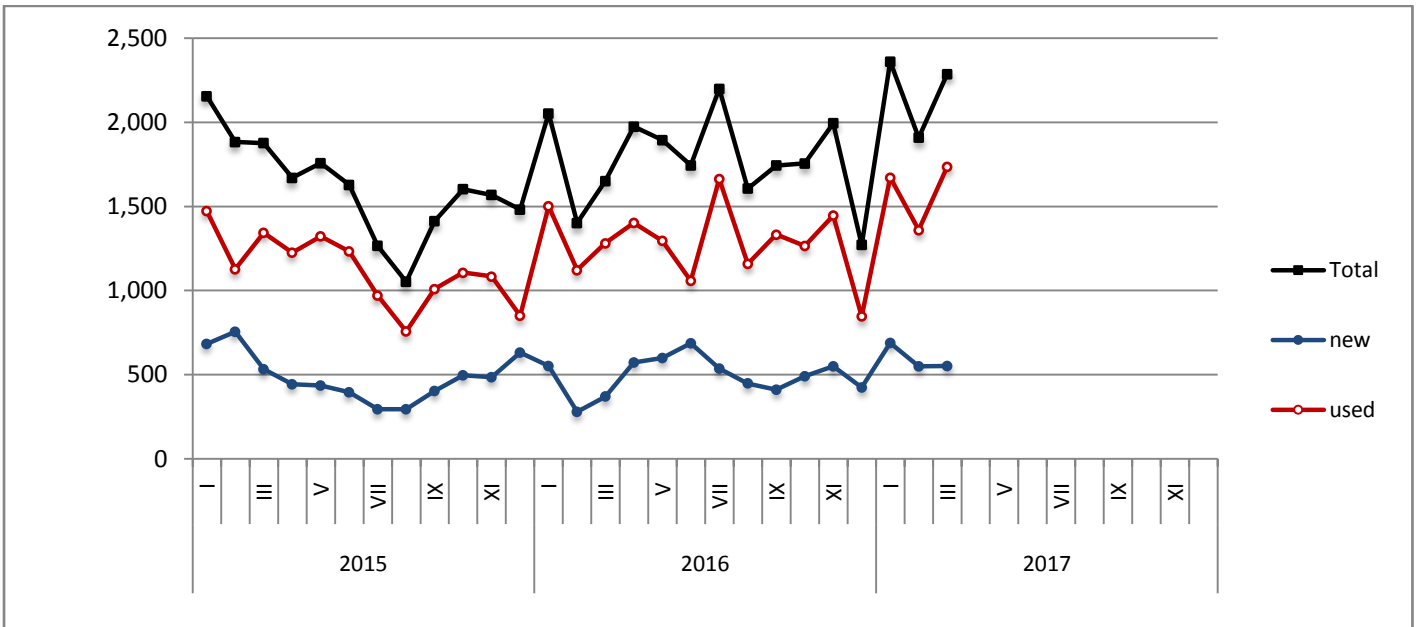
**Table 2. Road motor vehicles, both new and used, put into circulation for the first time in Greece: April 2015 - March 2017**

Category of Road Motor Vehicles	Average Apr. 2015 - Mar. 2016						Average Apr. 2016 - Mar. 2017			Change (%)		
	Average Apr. 2016 - Mar. 2017 / Average Apr. 2015 - Mar. 2016											
	Total	New	Used	Total	New	Used	Total	New	Used			
<b>Greece, total</b>												
Road Motor Vehicles,total	12,705	9,458	3,247	15,111	10,908	4,203	18.9%	15.3%	29.4%			
1. Road motor cars	9,622	6,562	3,060	11,584	7,607	3,977	20.4%	15.9%	30.0%			
Passenger Cars	8,015	6,128	1,887	9,600	7,047	2,553	19.8%	15.0%	35.3%			
Buses	62	11	51	90	18	72	45.2%	63.6%	41.2%			
Lorries	1,545	423	1,122	1,894	542	1,352	22.6%	28.1%	20.5%			
2. Motorcycles > 50 cc	3,083	2,896	187	3,527	3,301	226	14.4%	14.0%	20.9%			

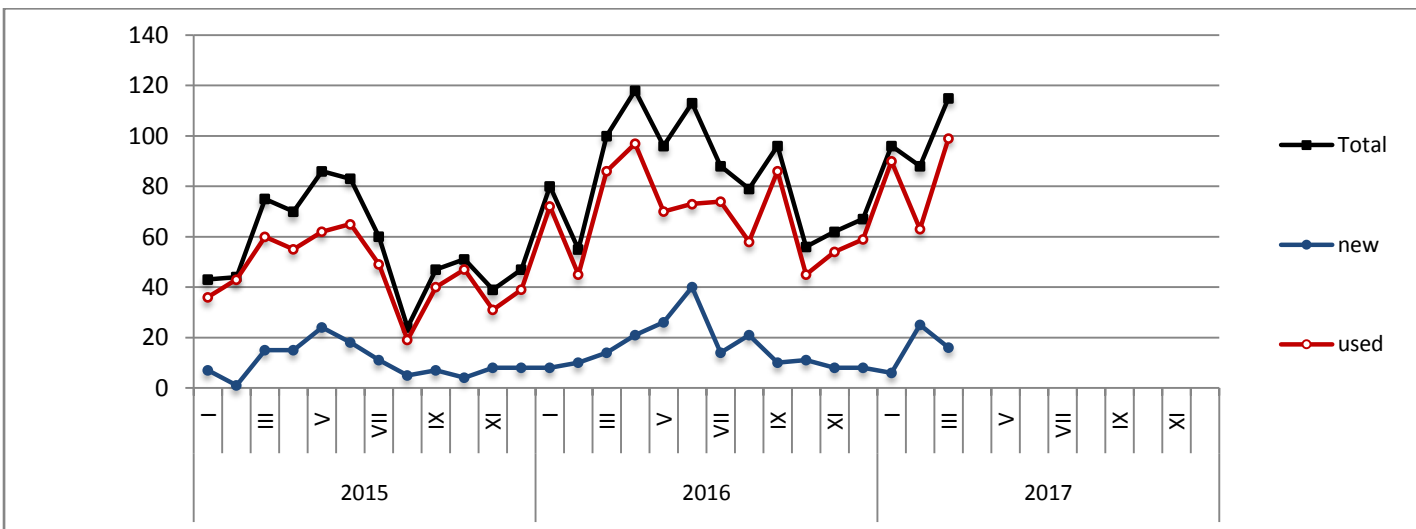
**Graph 1: Passenger Cars (January 2015 - March 2017)**



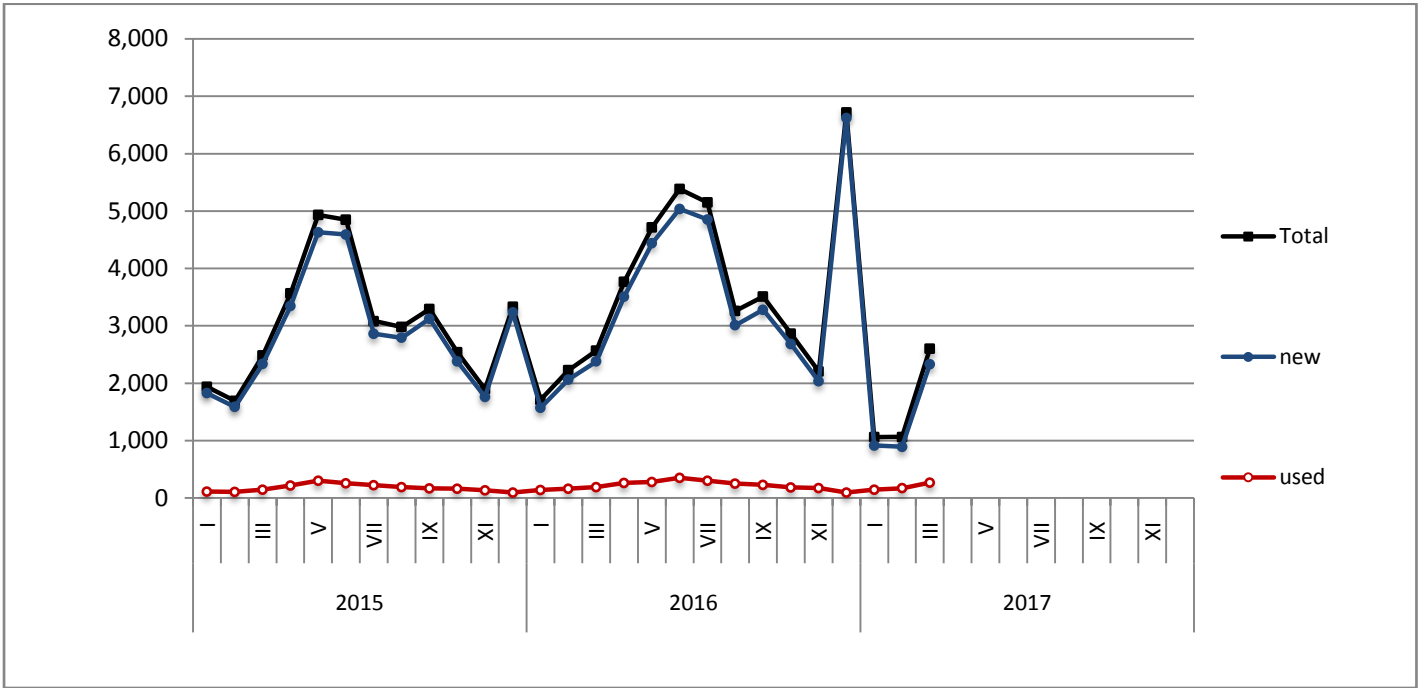
**Graph 2: Lorries (January 2015 - March 2017)**



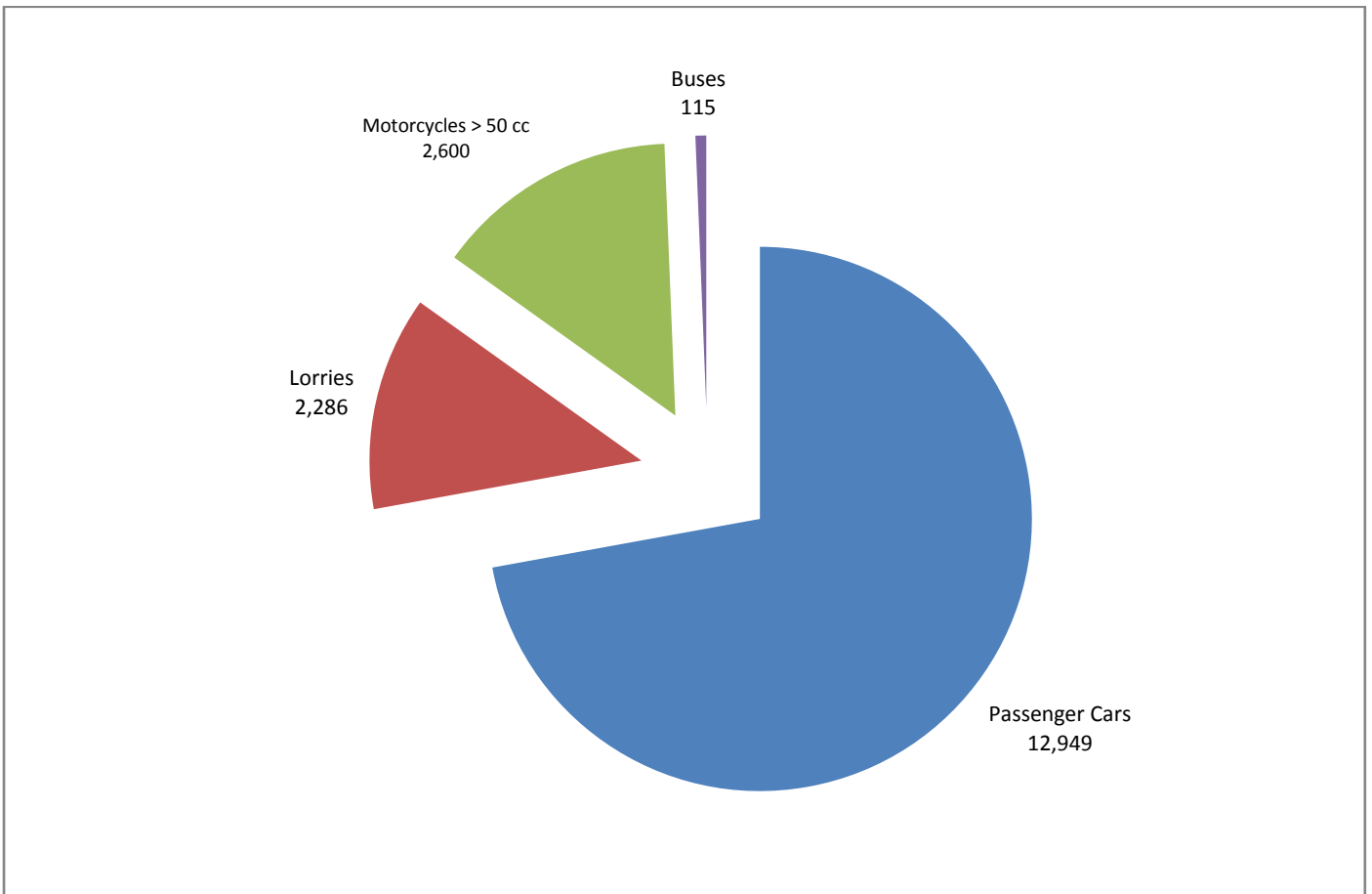
**Graph 3: Buses (January 2015 - March 2017)**



**Graph 4: Motorcycles (January 2015 - March 2017)**



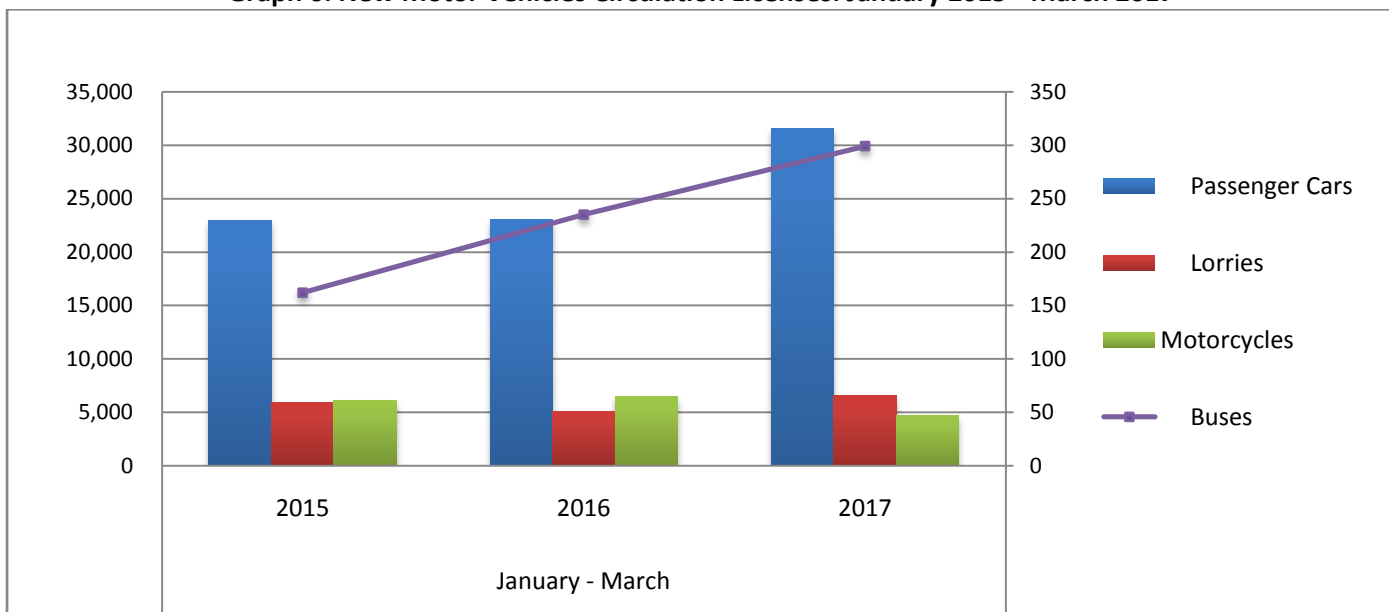
**Graph 5: New Registrations of Motor Vehicles (March 2017)**



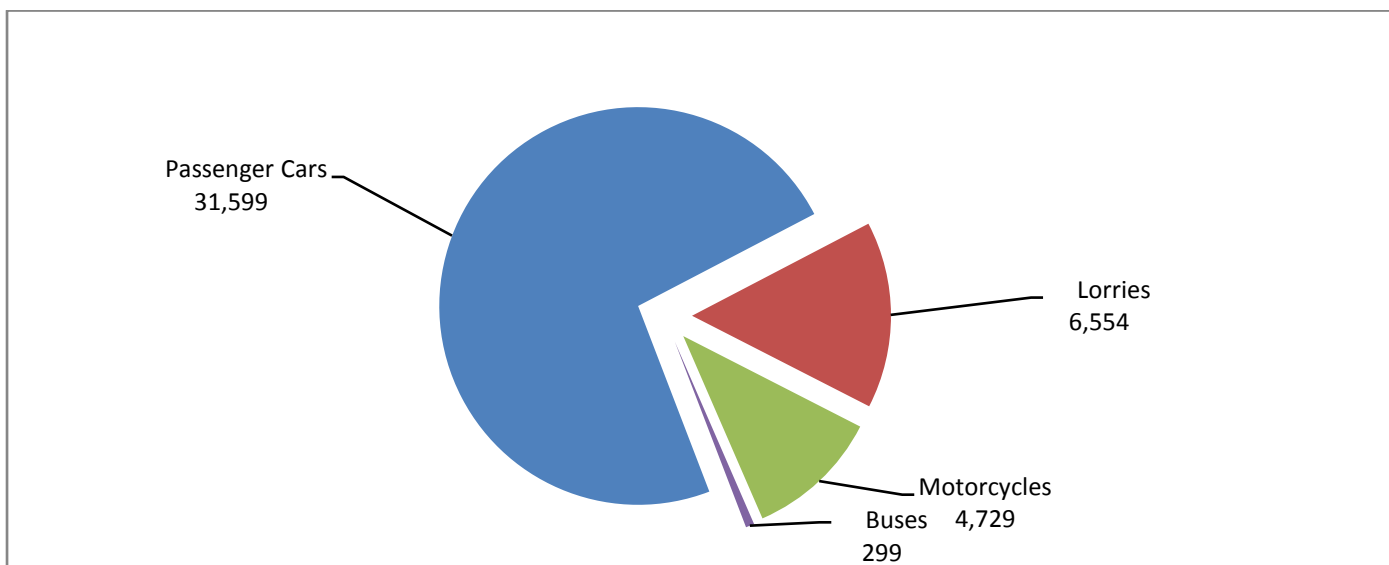
**Table 3. Road motor vehicles, both new and used, put into circulation for the first time in Greece: Jan. 2015 - Mar. 2017**

Category of Road Motor Vehicles	January - March									Change (%)					
	2015			2016			2017			2016/2015			2017/2016		
	Total	New	Used	Total	New	Used	Total	New	Used	Total	New	Used	Total	New	Used
<b>Greece, total</b>															
Road Motor Vehicles, total	35,181	25,002	10,179	34,866	22,551	12,315	43,181	27,053	16,128	-0.9%	-9.8%	21.0%	23.8%	20.0%	31.0%
1. Road motor cars	29,060	19,247	9,813	28,354	16,532	11,822	38,452	22,912	15,540	-2.4%	-14.1%	20.5%	35.6%	38.6%	31.4%
Passenger Cars	22,985	17,253	5,732	23,015	15,299	7,716	31,599	21,075	10,524	0.1%	-11.3%	34.6%	37.3%	37.8%	36.4%
Buses	162	23	139	235	32	203	299	47	252	45.1%	39.1%	46.0%	27.2%	46.9%	24.1%
Lorries	5,913	1,971	3,942	5,104	1,201	3,903	6,554	1,790	4,764	-13.7%	-39.1%	-1.0%	28.4%	49.0%	22.1%
2. Motorcycles > 50 cc	6,121	5,755	366	6,512	6,019	493	4,729	4,141	588	6.4%	4.6%	34.7%	-27.4%	-31.2%	19.3%
<b>Prefecture of Attica</b>															
Road Motor Vehicles, total	17,965	15,369	2,596	17,833	14,219	3,614	22,509	17,742	4,767	-0.7%	-7.5%	39.2%	26.2%	24.8%	31.9%
1. Road motor cars	14,874	12,374	2,500	14,565	11,022	3,543	20,183	15,504	4,679	-2.1%	-10.9%	41.7%	38.6%	40.7%	32.1%
Passenger Cars	13,085	11,206	1,879	13,299	10,505	2,794	18,257	14,554	3,703	1.6%	-6.3%	48.7%	37.3%	38.5%	32.5%
Buses	48	12	36	79	13	66	96	30	66	64.6%	8.3%	83.3%	21.5%	130.8%	0.0%
Lorries	1,741	1,156	585	1,187	504	683	1,830	920	910	-31.8%	-56.4%	16.8%	54.2%	82.5%	33.2%
2. Motorcycles > 50 cc	3,091	2,995	96	3,268	3,197	71	2,326	2,238	88	5.7%	6.7%	-26.0%	-28.8%	-30.0%	23.9%

**Graph 6. New Motor Vehicles Circulation Licenses: January 2015 - March 2017**



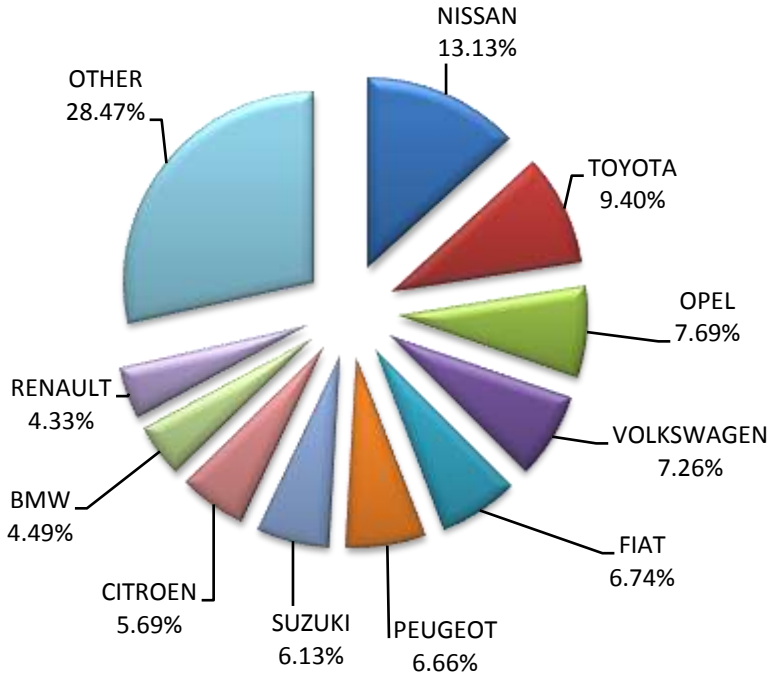
**Graph 7. New Registrations of Motor Vehicles January - March 2017**



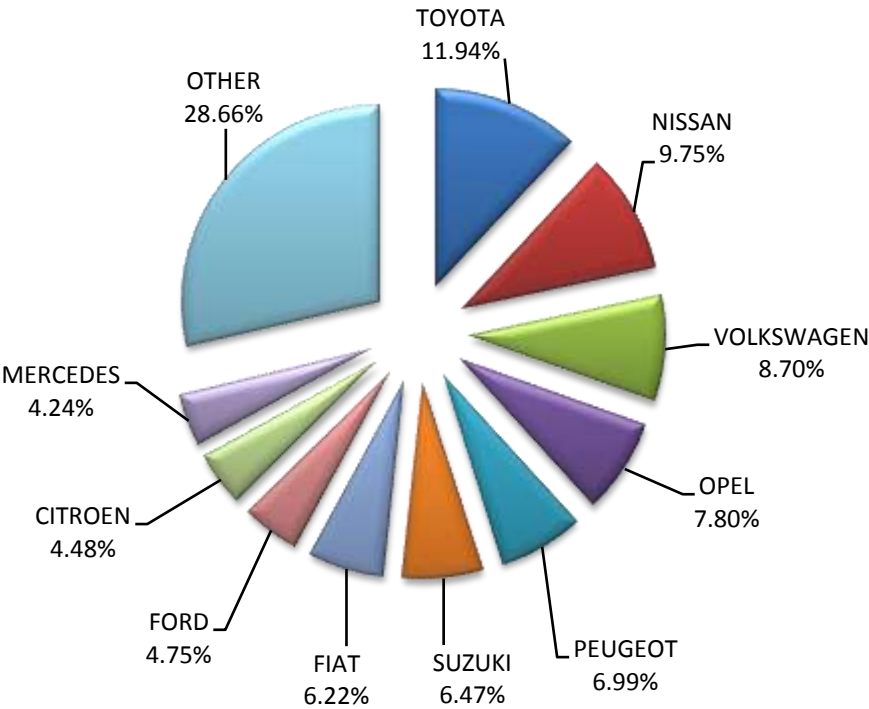
**Table 4. Sales of new and used passenger cars by make: March 2017 and January - March 2017**

Make	Passenger cars			
	March		January - March	
	new	used	new	used
ALFA ROMEO	52	14	126	42
AUDI	254	41	785	119
BENTLEY	-	-	1	-
BMW	424	42	714	137
CADILLAC	-	1	-	1
CHEVROLET	-	35	-	99
CHRYSLER	-	1	-	1
CITROEN	537	168	945	490
DACIA	84	18	139	52
DAIHATSU	-	15	-	71
DETHLEFFS	-	2	-	20
FERRARI	-	1	-	4
FIAT	636	281	1,311	819
FORD	397	261	1,001	823
HONDA	49	49	134	114
HYUNDAI	389	103	716	294
ISUZU	-	-	-	1
JAGUAR	2	-	4	4
JEEP	98	1	225	7
KIA	142	18	351	85
LAMBORGHINI	-	1	-	1
LANCIA	2	16	6	47
LAND ROVER	19	12	34	32
LEXUS	1	-	7	2
MAZDA	7	36	67	89
MERCEDES	359	107	894	353
MINI	198	31	343	73
MITSUBISHI	8	28	24	112
NISSAN	1,239	157	2,055	450
OPEL	726	488	1,643	1,592
PEUGEOT	628	147	1,473	480
PLYMOUTH	-	1	-	1
PORSCHE	2	8	16	17
RANGE ROVER	1	2	3	3
RENAULT	409	188	854	492
SAAB	-	2	-	6
SEA / MOBILVETT	-	1	-	2
SEAT	153	33	328	92
SKODA	292	80	728	203
SMART	37	204	81	562
SSANGYONG	5	-	13	-
SUBARU	5	4	12	7
SUZUKI	578	120	1,363	371
TOYOTA	887	637	2,516	1,828
VOLKSWAGEN	685	152	1,834	487
VOLKSWAGEN - Z.MANTOS	-	-	2	-
VOLVO	130	8	327	39
<b>TOTAL</b>	<b>9,435</b>	<b>3,514</b>	<b>21,075</b>	<b>10,524</b>

**Graph 8. Sales of new passenger cars by make (March 2017)**



**Graph 9. Sales of new passenger cars by make (January - March 2017)**



**Table 5**  
**Sales of new and used lorries by make: March 2017 and January - March 2017**

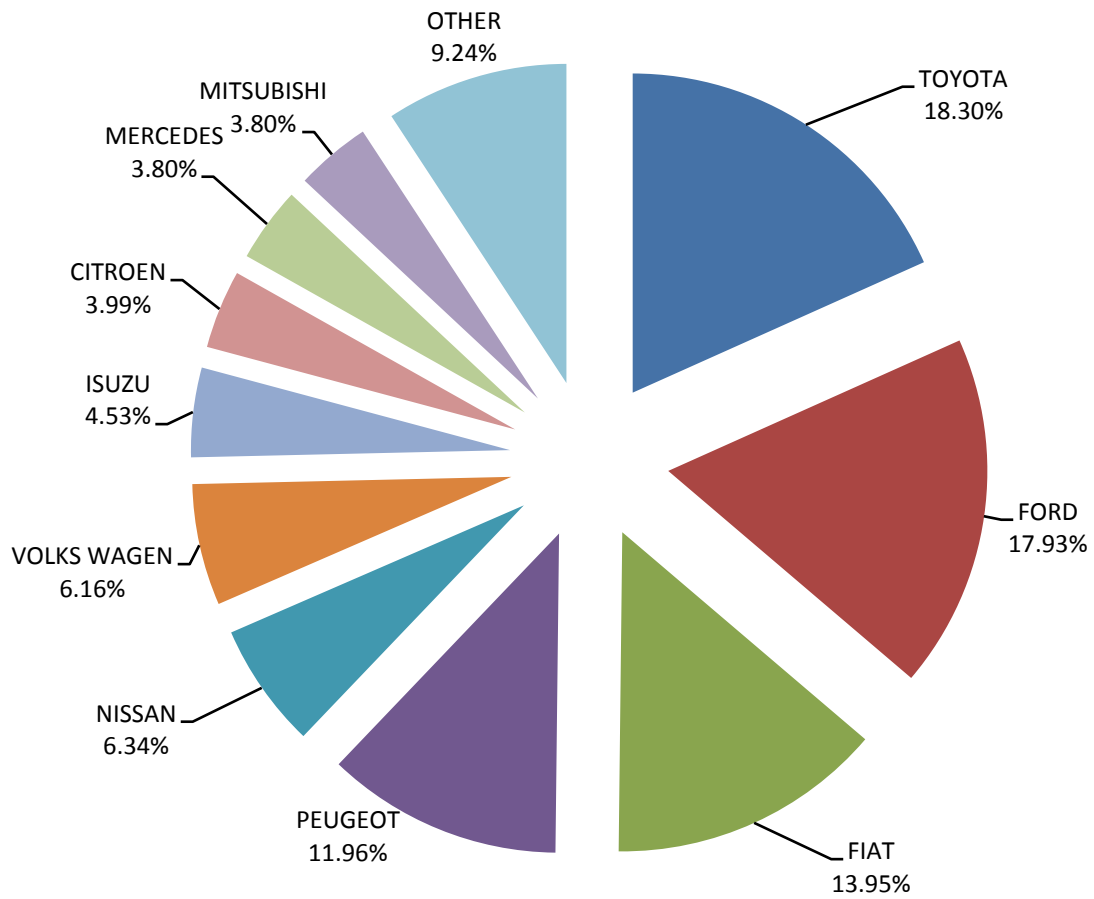
Make	Lorries			
	March		January - March	
	new	used	new	used
BMW	-	-	-	1
CADILLAC	-	-	-	1
CHEVROLET	-	-	-	1
CITROEN	22	58	62	168
DACIA	-	1	-	4
DAF	1	29	4	75
DAF DYNA TRAILERS S.A.	-	-	1	-
DAF ΗΦΑΙΣΤΟΣ ΣΤΕΦΑΝΟΣ	1	-	1	-
DAF ΝΤΟΥΝΑΣ ΘΕΟΧΑΡΗΣ	-	-	1	-
DAF ΤΑΞΙΑΡΧΟΥ	-	-	1	-
DODGE	-	1	-	1
DR MOTOR	-	1	-	1
FAUN	-	-	-	1
FCA US LLC (RAM)	-	-	-	1
FIAT	77	214	220	576
FIAT-IVECO	-	3	-	16
FORD	99	177	304	500
GREAT WALL MOTOR	-	1	-	1
HONDA	-	1	-	1
HYUNDAI	-	8	-	23
ISUZU	25	31	73	63
ISUZU A. KAOUSSIS SA	2	-	4	-
IVECO	1	13	3	38
IVECO A. KAOUSSIS SA	-	-	2	-
IVECO DYNA TRAILERS S.A.	-	-	1	-
IVECO MAGIRUS	-	2	-	3
KIA	-	-	-	3
LAND ROVER	-	3	-	4
MAN	2	55	5	160
MAN A. KAOUSSIS SA	2	-	2	1
MAN DYNA TRAILERS S.A.	-	-	7	-
MAN TECMEC	4	-	4	-
MAN ΕΥΓΕΝΕΙΑΔΟΥ ΜΑΡΙΑ & ΣΙΑ Ο.Ε.	-	-	1	-
MAN ΤΑΞΙΑΡΧΟΥ	-	-	2	-
MAZDA	-	34	-	86
MERCEDES	21	372	66	958
MERCEDES A. KAOUSSIS SA	3	-	21	-
MERCEDES DYNA TRAILERS S.A.	-	-	2	-
MERCEDES KOSKERIDIS	1	-	1	-
MERCEDES ΘΕΟΧΑΡΗΣ ΝΤΟΥΝΑΣ	4	1	5	1
MITSUBISHI	21	73	81	206
MITSUBISHI A. KAOUSSIS SA	-	-	2	-
NISSAN	35	154	157	415



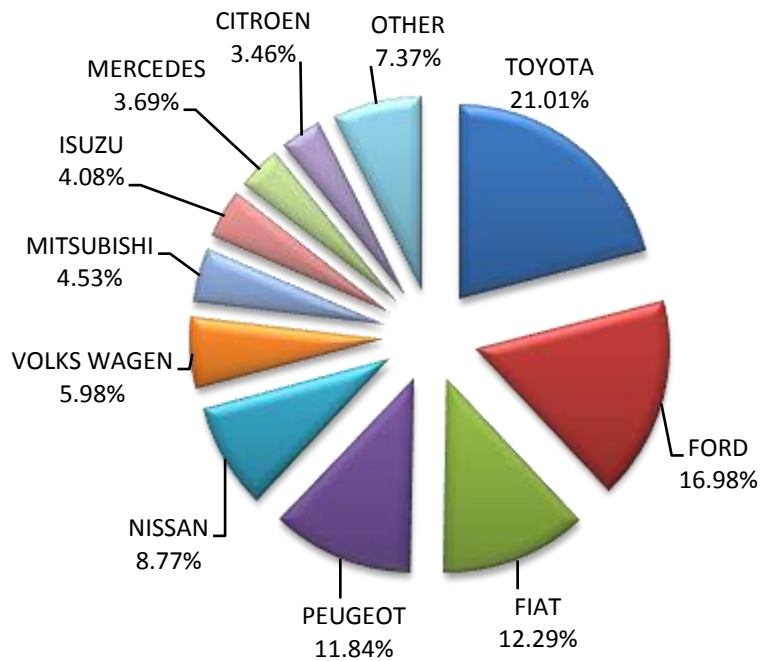
**Table 5 (cont.)**  
**Sales of new and used lorries by make: March 2017 and January - March 2017**

Make	Lorries			
	March		January - March	
	new	used	new	used
NISSAN SMYRLIADIS	1	1	1	1
OAF	-	1	-	2
OPEL	8	95	26	286
PEUGEOT	66	46	212	136
PFAU	-	-	-	1
PIAGGIO	-	3	1	11
RELIANT	-	-	-	1
RENAULT	9	101	13	286
SAAB SCANIA	-	-	-	1
SCANIA	2	29	4	90
SCANIA A. KAOUSSIS SA	5	-	5	-
SCANIA ΕΥΣΤΑΘΙΟΣ ΖΥΓΟΥΡΗΣ & ΣΙΑ ΕΒΕ	1	-	1	-
SCHMITZ CARGOBULL	-	-	1	-
SEAT	-	2	-	7
SKODA	-	8	-	25
SSANGYONG	2	-	2	1
SUZUKI	-	-	-	1
TOYOTA	101	61	376	180
VOLKS WAGEN	34	96	107	252
VOLVO	1	59	5	174
VOLVO A. KAOUSSIS SA	1	-	1	-
VOLVO ΕΥΣΤΑΘΙΟΣ ΖΥΓΟΥΡΗΣ & ΣΙΑ ΕΒΕ	-	-	2	-
<b>TOTAL</b>	<b>552</b>	<b>1,734</b>	<b>1,790</b>	<b>4,764</b>

**Graph 10. Sales of new lorries by make (March 2017)**



**Graph 11. Sales of new lorries by make (January - March 2017)**



**Table 6. Sales of new and used buses by make: March 2017 and January - March 2017**

Make	Buses			
	March		January - March	
	new	used	new	used
BOVA	-	4	-	15
EVOBUS	-	2	-	3
FORD	2	4	5	6
IRISBUS	-	-	-	3
IRIZAR	-	-	1	-
ISUZU	-	-	-	1
ITALBUS	1	-	1	-
IVECO	-	-	1	-
MAN	1	5	1	22
MAN/NEOPLAN	-	-	2	-
MERCEDES	1	50	3	135
MERCEDES ERMISBUS	-	-	5	-
MERCEDES CENTO BUS	-	-	1	-
MERCEDES ERDUMAN	1	-	3	-
MERCEDES GIANNOPOYLOS S.A	-	-	1	-
MERCEDES NIKAS	7	-	8	-
MERCEDES PAPADAKIS	1	-	6	-
NEOPLAN	-	2	-	9
OTOKAR	-	-	2	1
RENAULT	-	2	-	4
SCANIA	-	6	-	10
SCANIA HIGER	-	-	2	-
SETRA	1	12	4	16
TEMSA	1	4	1	11
VAN HOOL	-	-	-	2
VOLKSWAGEN	-	5	-	8
VOLVO	-	2	-	4
XIAMEN KING LONG	-	1	-	2
<b>TOTAL</b>	<b>16</b>	<b>99</b>	<b>47</b>	<b>252</b>

**Graph 12. Sales of new buses by make (January -March 2017)**

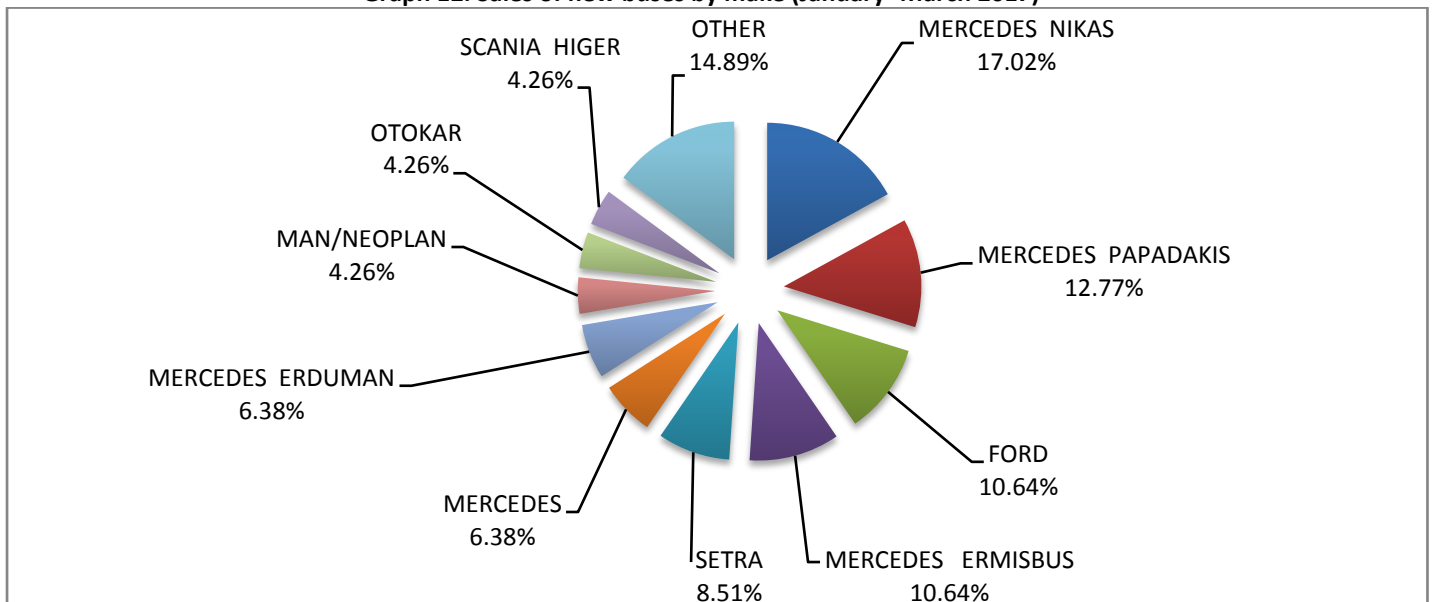


Table 7

## Sales of new and used Motorcycles by Make or manufacturer: March and January - March 2017

Make	Motorcycles			
	March		January - March	
	new	used	new	used
ADIVA	-	1	-	1
AEON MOTOR	17	-	17	1
APRILIA	15	14	26	25
APRILIA, GILERA, PIAGGIO	-	-	4	1
ARCTIC CAT	1	-	1	-
BAJAJ	2	-	2	-
BAOTIAN, SUPERKING, WALTON, HONDA	1	-	1	-
BASHAN	1	-	1	-
BASHAN, APACHI, ISILDAR APACHI, ISILDAR, APACHE , ADVENTUREMOTORS	-	-	19	-
BENELLI	1	-	1	-
BETA	10	-	12	-
BMW	60	7	130	21
BOMBARDIER RECREATIONAL PRODUCTS ING (BRP)	2	1	9	3
BRIXTON	2	-	3	-
BUELL	-	-	1	-
CFMOTO	20	-	20	-
CHONGQING LIFAN	-	-	1	-
DAELIM	10	-	17	3
DAYANG, DAYTONA	114	-	214	1
DAYANG, DAYTONA MOTORS, NIPPONIA, SALCANO	22	-	22	-
DAYTONA	47	1	97	1
DERBI	-	-	1	-
DUCATI	14	2	25	5
EAGLE MOTORSPORTS	-	-	1	-
EUROMOTORS	1	-	2	-
EVA, EMBUGGY, VINTAGE, EVANGEL	2	-	2	-
GAS GAS	-	1	-	1
GOUPIL	-	-	-	2
HAOJIANG, SENKE, ZONTES, TAYO, YINGZHI, KIDEN, TANNY, ZHONGYU, RIPPER, FNX, RAFINZ, MONDIAL, FERRO, GB MOTORS	5	-	5	-
HARLEY DAVIDSON	8	3	19	11
HER CHEE, ADLY MOTO, RKS	-	-	1	-
HM	-	1	-	1
HONDA	284	39	549	109
HUSABERG	-	1	-	1
HUSQVARNA	2	-	3	2
HYOSUNG & S&T KANUNI	1	-	1	-
HYOSUNG MOTORS	-	1	-	1
INDIAN MOTORCYC	2	-	3	-
JIAJUE,JINDING,LANYING,DHS,MIROMOTO,ALPHAMOTO,SPRINT,QLINK,MAXON,Rich motors,EUROCKA(CKA),PEDA	4	-	5	-
JIALING, MOTORAN, TRAXX, SPADA, SKYWING, SPD, ASUS, RACING	7	-	13	-
JIANSHE	7	-	11	-

Table 7 (cont.)

## Sales of new and used Motorcycles by Make or manufacturer: March and January - March 2017

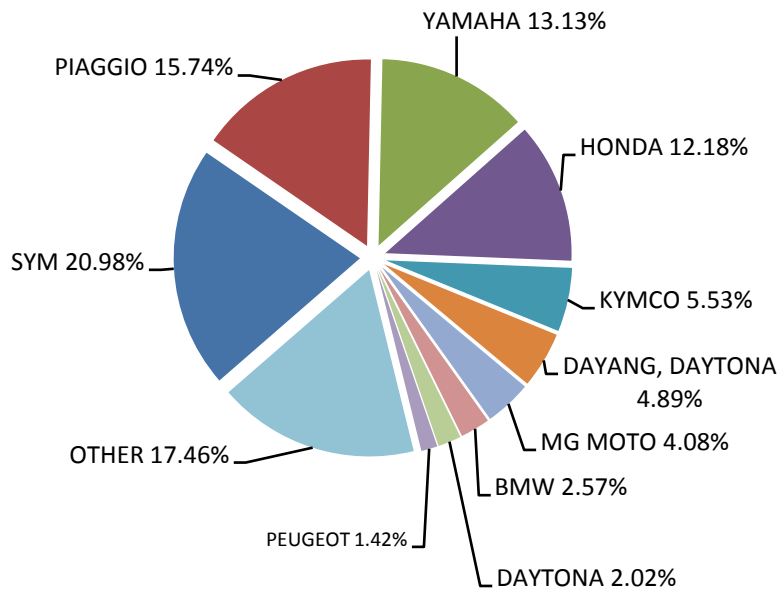
Make	Motorcycles			
	March		January - March	
	new	used	new	used
JIANSHE,GEMINI	3	-	4	-
JINLANG, ZIPP, HORS, IVA, Ariic, figuretta motorcycles fat boy, btc, agm, lintex, razory, romet, motors	5	-	9	-
JLAJI, HUATIAN, FEILING, TUTU, EPM, Mondid, KINGWAY, ROMET MOTORS	2	1	2	1
JMQQ, QINGQI, PIONEER, SNOWOLF, POLESTAR, CLEVELAND CYCLEWERKS, SINNIS, SOMOTO, SKYTEAM	-	-	1	-
JMSTAR, SHENKE, HUIBANG, JONWAY, MOTORAN, MINELLI, LAPO MOTORS	-	-	1	-
KAWASAKI	25	5	47	15
KL	3	-	13	-
KTM	28	1	52	5
KWANG YANG	-	1	-	5
KYMCO	129	28	208	60
LIFAN, SKYGO, HONLEI, BISAN-LIFAN, TRUVA,SALCANO, YUKI, RAMZEY, BRANSON,SUMCO, NEMO, XPLOER, LEVO, ACONDA	32	-	54	1
LINHAI, KUBA, ONLINE, LHY	13	-	13	-
LML	6	1	7	1
LONCIN,KINLON, LONGTING,KUBA,YUKI,MONDIAL,STMAX,KANUNI,MOTORAN,ASYA, QUSWA,PUMAREX,RALLY USA,MOD,CCM	2	-	3	-
MALAGUTI	-	-	-	1
MBK	-	2	-	2
MG MOTO	95	-	178	1
MINSK, ZONGSHEN, IRIBIS, MONDIAL, LEXMOTO, JUNAK, HONLEY, OVERBIKES	-	-	1	-
MODENAS	8	-	18	-
MONDIAL	-	-	1	-
MOTO GUZZI	3	-	6	-
MOTO S.P.A	1	-	2	-
MV AGUSTA	-	-	1	-
MZ MOTORRAD	-	-	-	1
NACIONAL MOTOR	-	-	-	1
NIPPONIA	-	-	2	-
PEUGEOT	33	1	44	3
PGO	1	-	1	-
PIAGGIO	367	44	770	83
PIONEER, LEXMOTO, PULSE, BULLIT, OMAKS, JHC, ASYA, MONDIAL, KUBA,ACE	-	-	1	-
POLARIS	1	-	3	1
QINGQI, PIONEER, KENROD, PEUGEOT	-	-	-	1
QINGQI,PIONEER,i-moto,SUPERBYKE,KENROD, QLINK,YUKI,SACHS-Bikes,Daytona	2	-	3	-
QJ, QJIANG, KEEWAY, LEONE, KUBA, RKS, GENERIC, EXPLORER, RIDE, VENGO	19	-	32	-
QUADRO	1	-	1	-
RIYA, HONLING, YAMAKOYO, TIANYING, GOES, SANYOU, BM, FUN BIKE, WOTTA	3	-	6	-
SHANYANG	-	-	1	-

Table 7 (cont.)

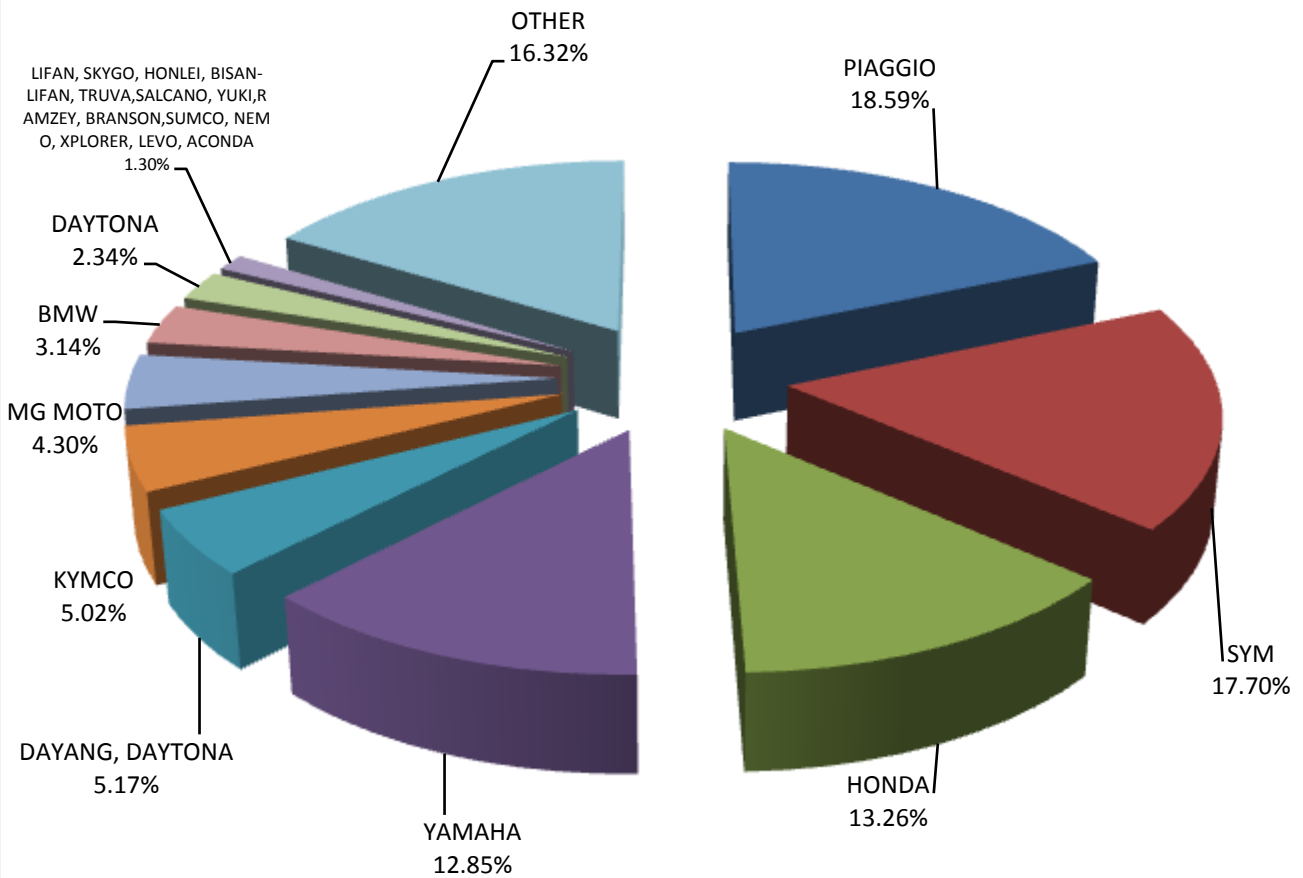
## Sales of new and used Motorcycles by Make or manufacturer: March and January - March 2017

Make	Motorcycles			
	March		January - March	
	new	used	new	used
SHINERAY	3	-	7	-
SKYTEAM, SACIN, METALCO, SOKUDO, BAZUKA, MINICO, MOTOS BORDOY, SUMCO, MOTOSBASI, CSR	6	-	9	-
SUZUKI	22	15	36	32
SWM	1	-	1	-
SYM	489	16	733	31
TANGJUNOULING, SEEES, SIMPLCITYS SRL, MMSS.A., NOUNElectric, VROMOS KIWI, Imporvia, Lda, BOX-E,ELECTA	1	-	1	-
TGB	3	-	3	2
TIANMA, FASPIDER, GARELLI	-	-	1	1
TIANYING, RIYA, QISHENG, YAMAKOYO, HONGLING, ZIPP, TOROS, ROMET, ROMET MOTORS, ROUTER, VENTO, ASYA, BENYCO, BARA	2	-	4	-
TM RACING	1	-	1	-
TRIUMPH	16	2	32	3
WANGYE, SANBEN, UM, MONDIAL, KENOS, SUPERBYKE, IRBIS, MDC, MISTRAL, STREET ELEGANCE	11	-	19	-
XGJAO, YUAN, SKYJET, KAISAR	11	-	15	-
XINYANG	1	-	2	-
YAMAHA	306	79	532	146
YIBEN, MEIDUO, VONROAD, WUBEN, NIM	-	-	1	-
YINXIANG, KENBO, VENOM, CHEETA, ZIPP, NEMO, FEKON, ANATOLIA, CANBO	4	1	7	1
ZHONGNENG, ZNEN, DADO, DIRECT BIKES, GOWINN, VIVACOX, NECO, AGM, LEE, ASYA	6	-	8	-
ZONGSHEN, ZIPSTAR, ZEALSUN, KENTO	1	-	2	-
ZXMCO, ZHONGXING, BEWHEEL, TURBHO, RAZZO, MOTORAN, RABBIT MOTORS	3	-	3	-
<b>TOTAL</b>	<b>2,331</b>	<b>269</b>	<b>4,141</b>	<b>588</b>

**Graph 13. Sales of new Motorcycles (March 2017)**



**Graph 14. Sales of new Motorcycles (January - March 2017)**



## EXPLANATORY NOTES

<b>Survey on the issuing of new road motor vehicle circulation licenses</b>	The survey on the issuing of new motor vehicle circulation licenses is a census survey. The released data give information, at country level, on the brand and type of the motor vehicle, as well as whether it is new or used. The survey does not include vehicles that move on rails, trolley busses, agricultural tractors and machinery. In addition, the following are excluded: all motor vehicles of the Armed Forces, Police, Fire Brigade, State Services, Diplomatic Corps, Foreign Missions, and Invalids of Wars, as well as motorcycles with a cylinder capacity less than 50 cc.
<b>Legal basis</b>	Law 3832/2010
<b>Reference Period</b>	March 2017
<b>Coverage</b>	The production of monthly data is based on the registers held by the Ministry of Infrastructure, Transport and Networks, which records all the monthly changes observed in the vehicle registration licenses at country level.
<b>Definitions</b>	<p><b>Road motor vehicle</b> is any vehicle that, irrespective of the number of wheels, is moved by an engine and is designed to transport persons or cargo or both of them, either they are on the same single vehicle or on a trailer carried by the main motor vehicle.</p> <p><b>New</b> road motor vehicle is any motor vehicle that is registered for the first time in Greece during the reference month and has not been put into circulation in any other country.</p> <p><b>Used</b> motor vehicle is any motor vehicle that is registered for the first time in Greece and has been imported as a used one from abroad</p> <p><b>Passenger motor vehicle:</b> it is a motor vehicle designed to carry mostly people, having no more than 9 seats, including the driver's seat.</p> <p><b>Bus:</b> it is a motor vehicle, which is designed to carry mostly people, having more than 10 seats, including the driver's seat. (In the corresponding tables of this Press Release, this category also includes articulated buses.)</p> <p><b>Lorry:</b> it is motor vehicle designed to carry mostly cargo. (In the corresponding tables of this Press Release, this category also includes tractors, tow trucks, articulated tractors, and trucks with trailers).</p> <p><b>Motorcycle:</b> any two-wheeled motor vehicle, with or without sidecar, with maximum authorized design speed over 45 km/h, or in case it is powered by a combustion engine, with a cylinder capacity of 50 cc or over (In the corresponding tables of this Press Release, this category also includes the three-wheeled motor vehicles – motor tricycles).</p> <p><b>Tricycle motor vehicle:</b> it is a motor vehicle with three symmetrical wheels with maximum authorized design speed over 45 km/h, or in case it is powered by a combustion engine, with a cylinder capacity over the 50 cc. This category also includes four-wheel vehicles, except the light four-wheel motorcycles, whose empty vehicle tare (excluding the weight of the fuel or mixture of fuel-oil or the weight of the batteries for electric cars) is up to 400 kg in the case the vehicle is designed for passenger use or up to 550 kg in case the vehicle is designed to carry cargo and whose engine is up to 15KW.</p>
<b>Methodology</b>	Exhaustive Survey. The primary data derive from the Ministry of Infrastructure, Transport and Networks and are based on the issuing of new circulation licenses as they are registered by the Regional Offices for Transport and Communications.
<b>References</b>	More information (graphs, tables) concerning the survey on the issuing of new motor vehicle circulation licenses are available on the webpage of ELSTAT, <a href="http://www.statistics.gr">www.statistics.gr</a> , under the link <a href="http://www.statistics.gr/en/statistics/-/publication/SME18/">http://www.statistics.gr/en/statistics/-/publication/SME18/</a>