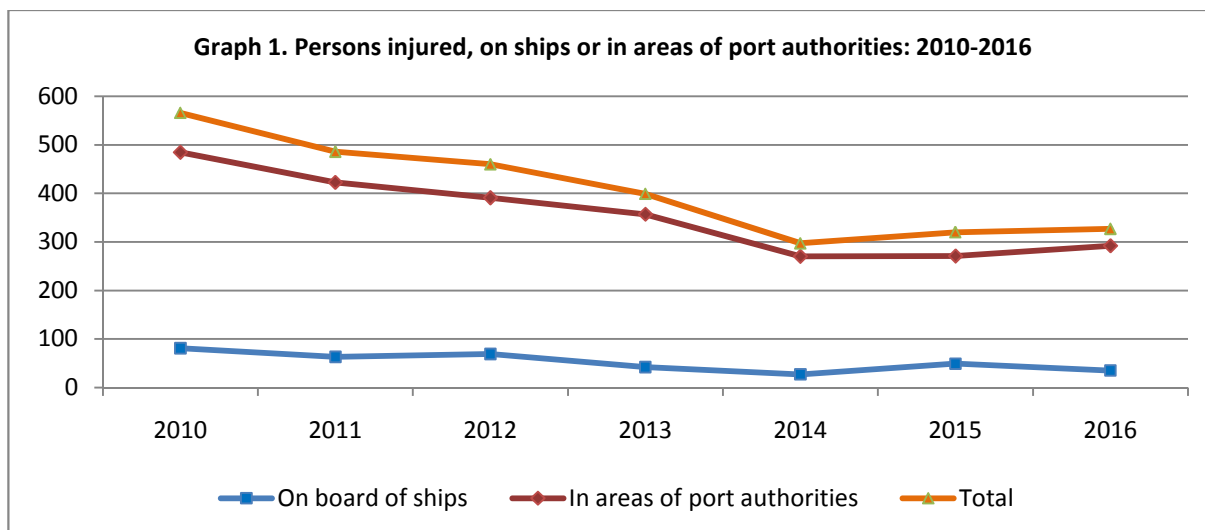


PRESS RELEASE

Persons injured on board of ships and in sea areas of port authorities, 2016

The Hellenic Statistical Authority (ELSTAT) announces the results of the 2016 survey on persons injured on board of ships and in sea areas under the competency of port authorities. Particularly:

- The number persons who were injured on board of ships or in areas under the competency port authorities amounted to 327. The total number of injured persons increased by 2.2% in 2016 compared with 2015. Similarly, the corresponding number in 2015 had increased by 7.7% in comparison with 2014. Out of the 327 persons who had an accident, the majority (80.4%) had a fatal accident (Table 1).
- Out of the 263 fatal accidents, 248 (94.3%) occurred in sea areas under the competency of port authorities and 15 (5.7%) on board of the ships. Accordingly, out of the 64 not fatal accidents, 44 occurred in sea areas of port authorities and 20 on board of the ships (Table 1).
- As regards the age of the persons who were injured on board of ships or in sea areas, in 2016 58.7% (192 persons) were older than 65 years old, while the corresponding percentage for the same age group in 2015 was 60.3% (193 persons) and in 2014 56.2% (167 persons) (Table 2).
- Out of the 35 persons who were injured on board of ships in 2016, 15 persons were fatally injured (drowning or other cause of death) and 18 were slightly injured (sprain, strain or fracture). Out of the 292 persons who were injured in sea areas under the competence of port authorities, 248 persons were fatally injured (drowning or other cause of death), 23 persons suffered sprain, strain or fracture and 21 other injuries (Table 3).
- The total number of drowning increased by 13.0% (from 192 to 217), in 2016 compared with 2015, while, in 2015 it had increased by 8.5% (from 177 to 192) compared with 2014 (Table 3).
- Table 4 presents data on fatal accidents and missing persons from illegal entry in sea areas under the competency of Greek port authorities for the period 2010-2016. These data are not included in Tables 1-3.



Information:

Division of Trade and Services Statistics
Shipping Statistics Section
Information: Kostas Papandreou
Tel.: + 30 213 135 2187
Fax: +30 213 135 3059
email : k.papandreou@statistics.gr

Table 1. Persons injured (fatally or not), by category of ship⁽¹⁾ or in areas of port authorities: 2014-2016

	2016		Total			Change (%)	
	Not fatally injured	Fatally injured	2016	2015	2014	2016/2015	2015/2014
Total	64	263	327	320	297	2.2	7.7
On board of the ships	20	15	35	49	27	-28.6	81.5
Cargo ships	4	0	4	2	7	100.0	-71.4
Tankers	2	1	3	1	3	200.0	-66.7
Passenger ships	13	8	21	31	14	-32.3	121.4
Other ⁽²⁾	1	6	7	15	3	-53.3	400.0
In areas of port authorities	44	248	292	271	270	7.7	0.4
Ports	8	15	23	17	19	35.3	-10.5
Shipyards	0	0	0	1	0	-100.0	
Coast	36	233	269	253	251	6.3	0.8

(1) Including persons injured on merchant ships or any other floating means.

(2) I.e.: towage, salvage ships, fishing boats, yachts and other ships and boats.

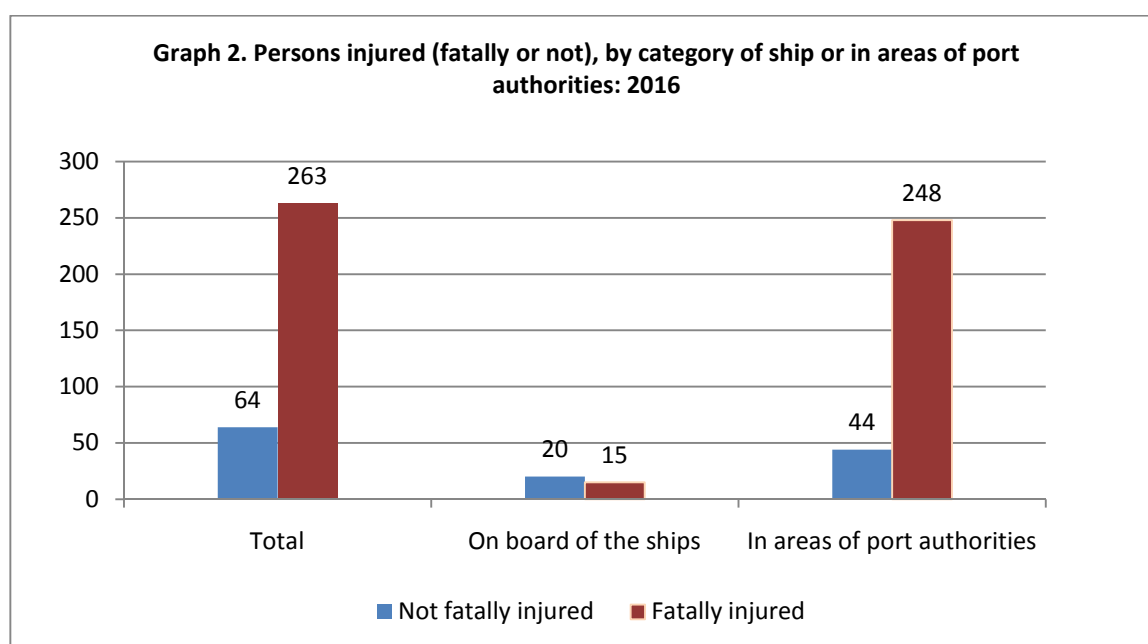


Table 2. Persons injured on board of ships⁽¹⁾ or in areas of port authorities, by age group: 2014 - 2016

Age groups (years)	2016	2015	2014	Change (%)	
				2016/2015	2015/2014
Total	327	320	297	2.2	7.7
Up to 24	13	18	17	-27.8	5.9
25 - 34	17	22	17	-22.7	29.4
35 - 44	21	33	20	-36.4	65.0
45 - 54	35	22	38	59.1	-42.1
55 - 64	49	32	38	53.1	-15.8
65 and over	192	193	167	-0.5	15.6

(1) Including persons injured on merchant ships or any other floating means.

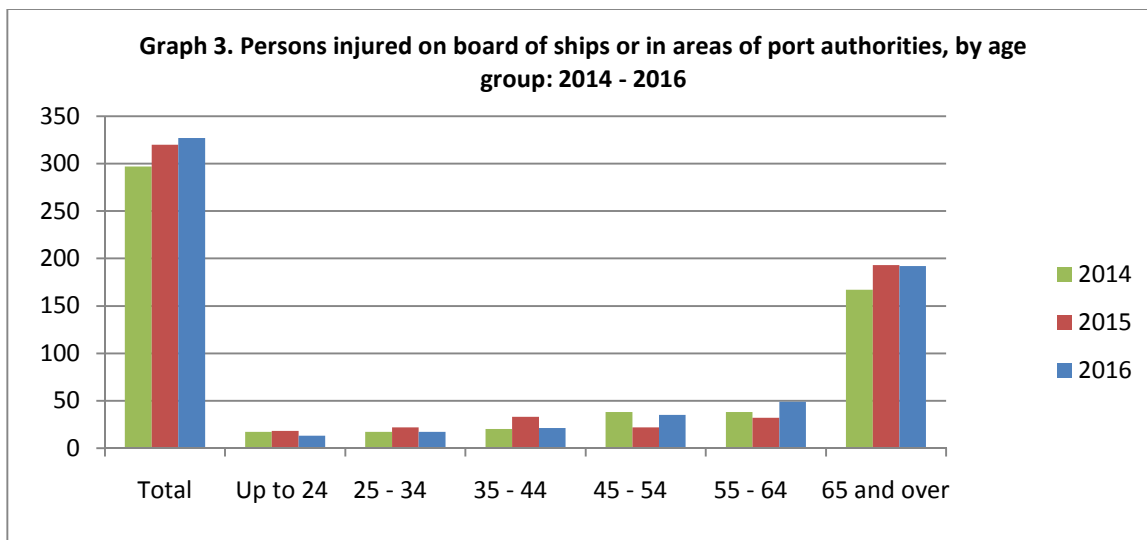


Table 3. Persons injured on board ships⁽¹⁾ or in areas of port authorities, by type of injury: 2014-2016

	2016		Total			Change (%)	
	Persons injured on board of ships	in areas of port authorities	2016	2015	2014	2016/2015	2015/2014
Total	35	292	327	320	297	2.2	7.7
Sprain, strain, fracture	18	23	41	44	29	-6.8	51.7
Other injury, except death	2	21	23	38	59	-39.5	-35.6
Drowning	2	215	217	192	177	13.0	8.5
Other cause of death	13	33	46	46	32	0.0	43.8

(1) Including persons injured on merchant ships or any other floating means.

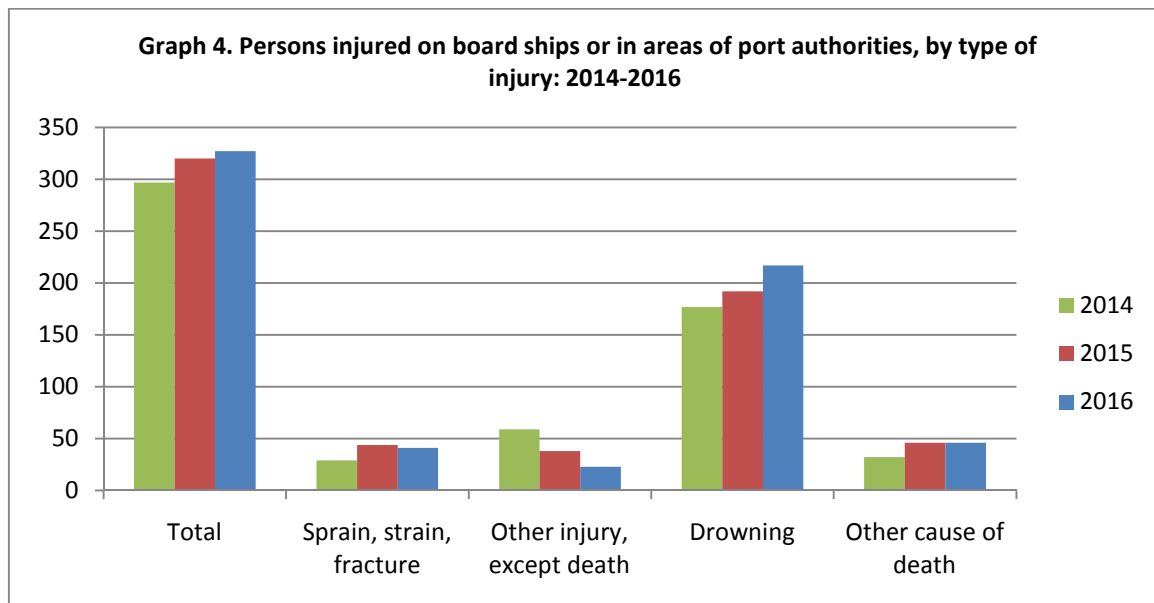
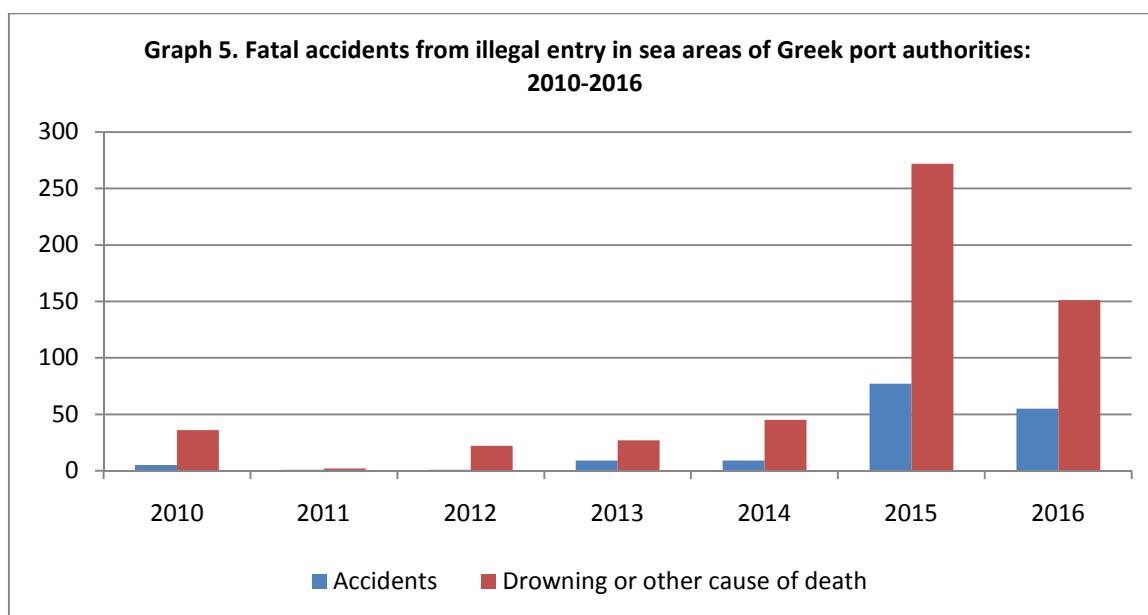


Table 4. Fatal accidents and missing persons from illegal entry in sea areas of Greek port authorities: 2010-2016

	2010	2011	2012	2013	2014	2015	2016
Number of fatal accidents	5	1	1	9	9	77	55
Drowning or other cause of death	36	2	22	27	45	272	151
Number of accidents with missing persons	2	3	1	4	5	21	5
Missing persons	6	24	6	10	19	152	27

Source: Headquarters of Port Authorities, Ministry of Shipping and Island Policy.



EXPLANATORY NOTES

- Survey on persons injured in maritime accident** The survey on persons injured on board of ships or in areas of port authorities is conducted since 1975 on an annual basis. The purpose of the survey is to fully record the accidents (various injuries) of persons on board and accidents of persons in the sea, which took place in a port or on the coast area under the competency of the port authorities.
- Legal framework** The survey is conducted pursuant to the provisions of the Permanent Circular No 1 of the Ministry of Economy and Finance and ΓΓ ΕΣΥΕ dated 16/1/1975, which was replaced by the Permanent Joint Circular dated 15/4/1998, with retroactive effect since 1/1/1998.
- Reference Period** The results of the survey refer to the year of 2016.
- Coverage** The survey covers persons injured on board of the ships and in the port or on the coast areas under the competency of the port authorities. Particularly, it covers all cases of casualties for which a preliminary inquiry is conducted by the competent port authorities.
- Definitions** **Ship:** Seagoing self-propelled vessel, of at least ten NRT, designed for the carriage of goods, transport of passengers, for fishing, towing or especially fitted out for other maritime activities.
Accidents: Refers to accidents that result to Contusion, strain, fracture, burn or scald, amputation, cerebral contusion, caisson disease, drowning and other cause of death.
- Methodology** The domestic port authorities report to ELSTAT information about the persons injured on board of ships or in areas of port authorities. The information includes the sex, the year of birth, the place of birth, the citizenship, the marital status, the occupation and in particular, whether the injured persons was a seafarer or employed in the port area, whether he was a visitor, bather or on duty, where exactly the accident occurred, the date of the accident, who was responsible for the accident, the cause of the accident, the direct impact of the accident, the type of body injury. Besides that, information is recorded regarding accidents and missing persons who entered the country illegally sent to ELSTAT by the Headquarters of Port Authorities, Ministry of Shipping and Island Policy.
- References** Further information (tables, graphs) concerning the survey of persons injured on board of the ship or in area of port authorities can be found on the webpage of ELSTAT (www.statistics.gr), at the link: «Industry, Trade, Services, Transport > Transport > Shipping > Marine accidents > Persons injured on board of the ship and in areas of port authorities».