



## PRESS RELEASE

### ISSUING OF MOTOR VEHICLE LICENSES: FEBRUARY 2017

The Hellenic Statistical Authority announces that in February 2017, 10,006 road motor cars (both new and used from abroad) were put into circulation for the first time, recording a 43.1% increase compared with the corresponding month of 2016 when the number of road motor cars was 6,990. In February 2016, a 17.0% decrease had been observed in comparison with the corresponding month of 2015 (Table1, Charts 1,2,3,5). A total number of 5,763 new cars were put into circulation in February 2017 compared with 3,595 in February 2016, recording a 60.3% increase.

The new motorcycles (over 50cc) that were put into circulation for the first time in February 2017 amounted to 1,066, against 2,229 in 2016, thus recording a 52.2% decrease. In February 2016, a 31.4% increase had been observed in comparison with the corresponding month of 2015 (Table 1, Chart 4). Out of the above motorcycles 895 were new, while the corresponding figure in February 2016 was 2,065, recording a 56.7% decrease.

During the period January - February 2017, 23,102 road motor cars (both new and used from abroad) were put into circulation for the first time, representing a 30.9% increase compared to the corresponding period of 2016 when the number of road motor cars was 17,655. During the period January - February 2016 an decrease of 5.7% had been observed in comparison with the corresponding period of 2015 (Table3, Charts 6,7). Out of the above number of road motor cars that were put into circulation, from January to February 2017, 12,909 were new, while the corresponding number during the respective period of 2016 was 9,843, recording an 31.1% increase.

During the period January - February 2017 the circulation of new motorcycles (over 50cc) amounted to 2,129 against 3,942 in 2016, thus representing a 46.0% decrease. An increase of 8.4% had been observed during the period January - February 2016 in comparison with the corresponding period of 2015 (Table 3, Charts 6,7). A total number of 1,810 new motorcycles were put into circulation, from January to February 2017, compared with 3,638 during the corresponding period of 2016, recording a 50.2% decrease.

**Information:**

*Trade and Services Statistics Division*  
*Transport, Communications and Mass Media Section*  
Konstantinos Menexes  
Tel: +30 213 135 2500  
FAX: +30 213 135 2496  
E-mail : k.menexes@statistics.gr

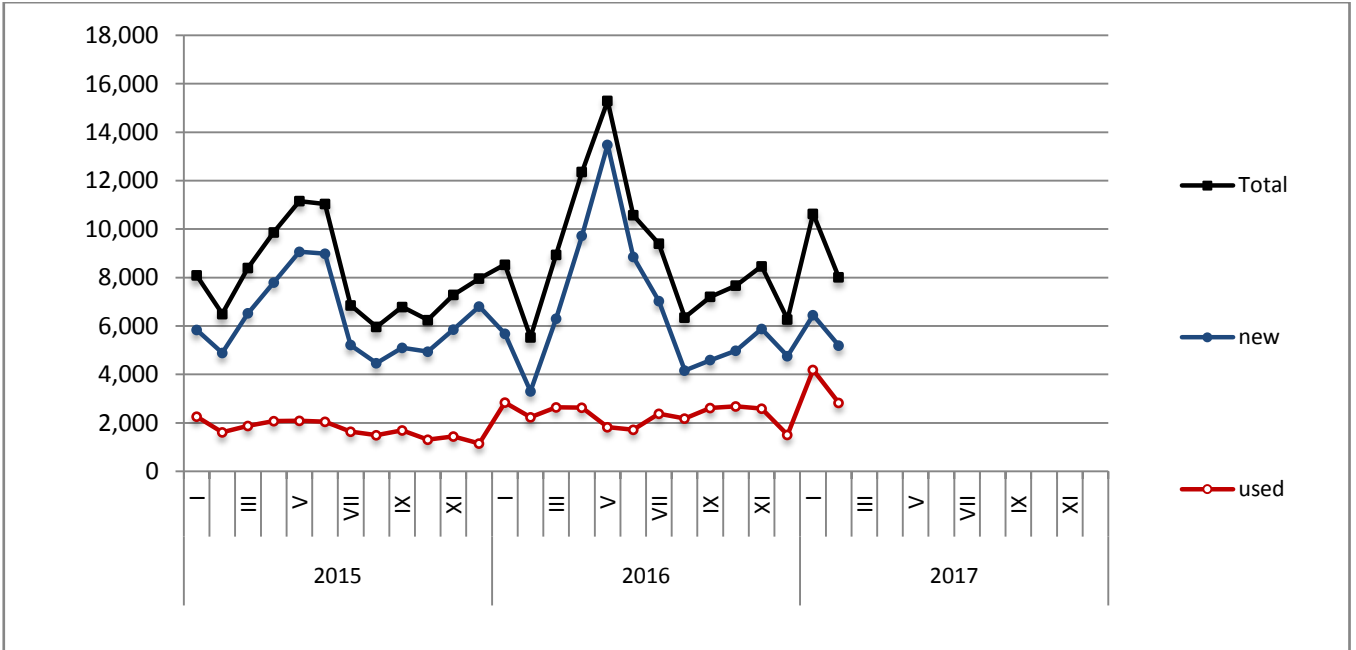
**Table 1. Road motor vehicles, both new and used, put into circulation for the first time in Greece: February 2015 - 2017**

Category of Road Motor Vehicles	February									Change (%)					
	2015			2016			2017			2016/2015			2017/2016		
	Total	New	Used	Total	New	Used	Total	New	Used	Total	New	Used	Total	New	Used
<b>Greece, total</b>															
Road Motor Vehicles, total	10,120	7,236	2,884	9,219	5,660	3,559	11,072	6,658	4,414	-8.9%	-21.8%	23.4%	20.1%	17.6%	24.0%
1. Road motor cars	8,424	5,648	2,776	6,990	3,595	3,395	10,006	5,763	4,243	-17.0%	-36.3%	22.3%	43.1%	60.3%	25.0%
Passenger Cars	6,498	4,892	1,606	5,534	3,305	2,229	8,010	5,189	2,821	-14.8%	-32.4%	38.8%	44.7%	57.0%	26.6%
Buses	44	1	43	55	10	45	88	25	63	25.0%	900.0%	4.7%	60.0%	150.0%	40.0%
Lorries	1,882	755	1,127	1,401	280	1,121	1,908	549	1,359	-25.6%	-62.9%	-0.5%	36.2%	96.1%	21.2%
2. Motorcycles > 50 cc	1,696	1,588	108	2,229	2,065	164	1,066	895	171	31.4%	30.0%	51.9%	-52.2%	-56.7%	4.3%
<b>Prefecture of Attica</b>															
Road Motor Vehicles, total	5,344	4,599	745	4,668	3,604	1,064	5,747	4,456	1,291	-12.6%	-21.6%	42.8%	23.1%	23.6%	21.3%
1. Road motor cars	4,472	3,754	718	3,533	2,490	1,043	5,133	3,867	1,266	-21.0%	-33.7%	45.3%	45.3%	55.3%	21.4%
Passenger Cars	3,757	3,219	538	3,167	2,341	826	4,601	3,585	1,016	-15.7%	-27.3%	53.5%	45.3%	53.1%	23.0%
Buses	10	0	10	20	5	15	30	16	14	100.0%	-	50.0%	50.0%	220.0%	-6.7%
Lorries	705	535	170	346	144	202	502	266	236	-50.9%	-73.1%	18.8%	45.1%	84.7%	16.8%
2. Motorcycles > 50 cc	872	845	27	1,135	1,114	21	614	589	25	30.2%	31.8%	-22.2%	-45.9%	-47.1%	19.0%

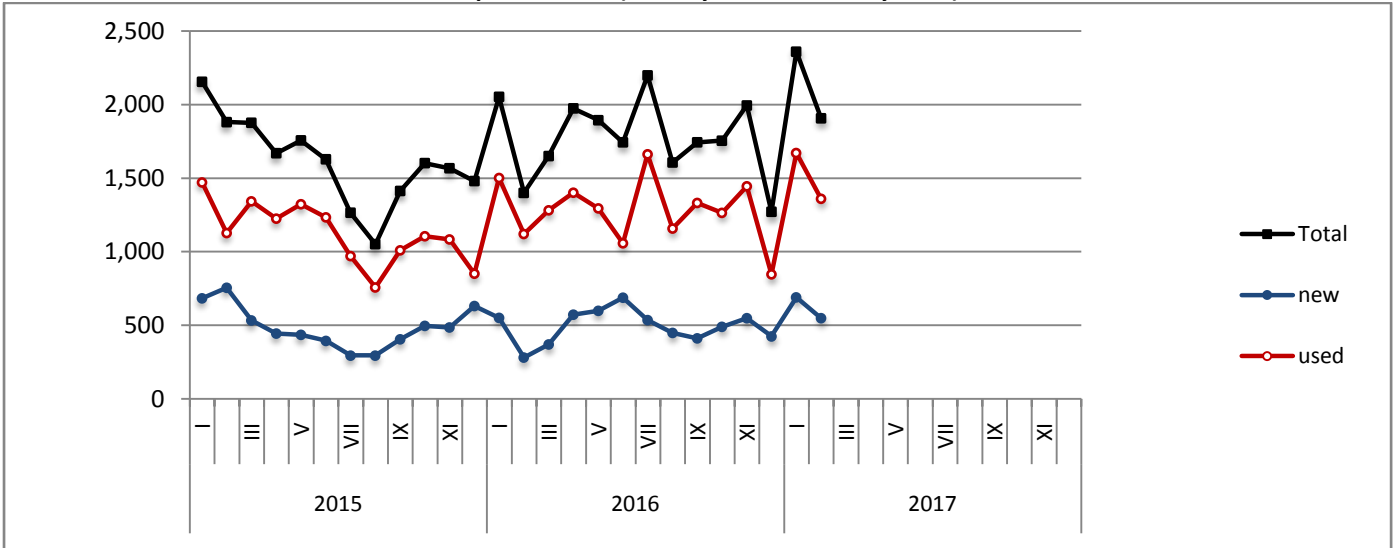
**Table 2. Road motor vehicles, both new and used, put into circulation for the first time in Greece: March 2015- February 2017**

Category of Road Motor Vehicles	Average Mar. 2015 - Feb. 2016			Average Mar. 2016 - Feb. 2017			Change (%)		
							Average Mar. 2016 - Feb. 2017 / Average Mar. 2015 - Feb. 2016		
	Total	New	Used	Total	New	Used	Total	New	Used
<b>Greece, total</b>									
Road Motor Vehicles, total	12,669	9,487	3,182	14,721	10,636	4,085	16.2%	12.1%	28.4%
1. Road motor cars	9,593	6,595	2,998	11,197	7,332	3,865	16.7%	11.2%	28.9%
Passenger Cars	7,969	6,147	1,822	9,267	6,787	2,480	16.3%	10.4%	36.1%
Buses	60	11	49	88	17	71	46.7%	54.5%	44.9%
Lorries	1,564	437	1,127	1,842	528	1,314	17.8%	20.8%	16.6%
2. Motorcycles > 50 cc	3,076	2,892	184	3,524	3,304	220	14.6%	14.2%	19.6%

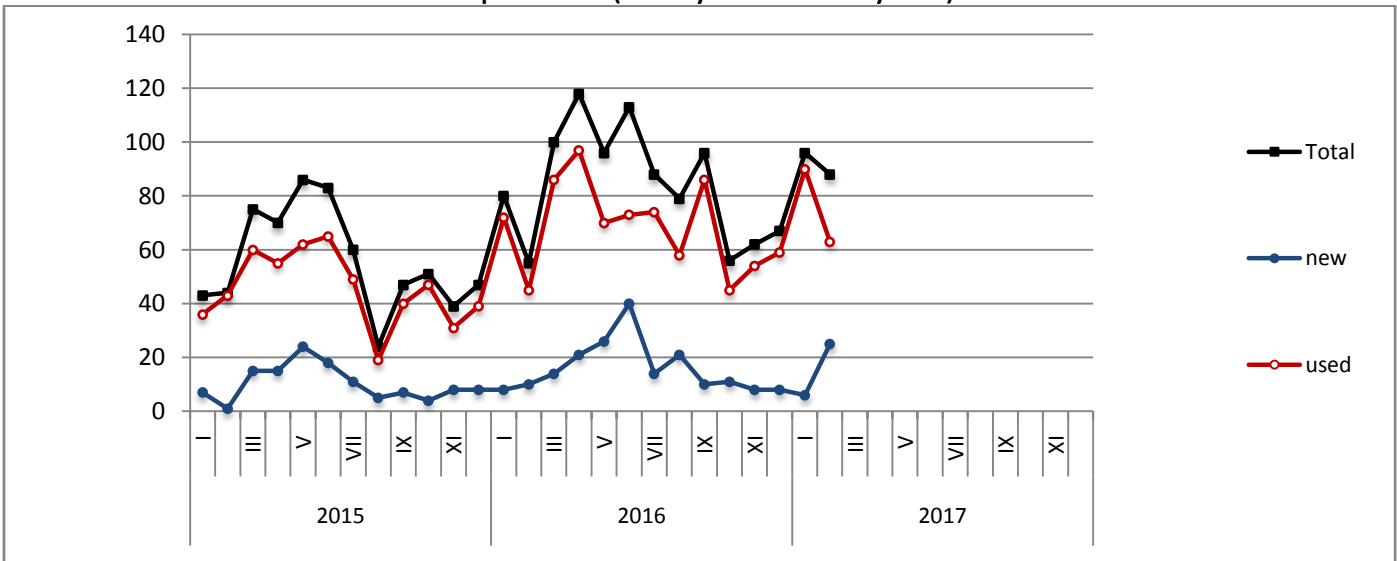
**Graph 1: Passenger Cars (January 2015 - February 2017)**



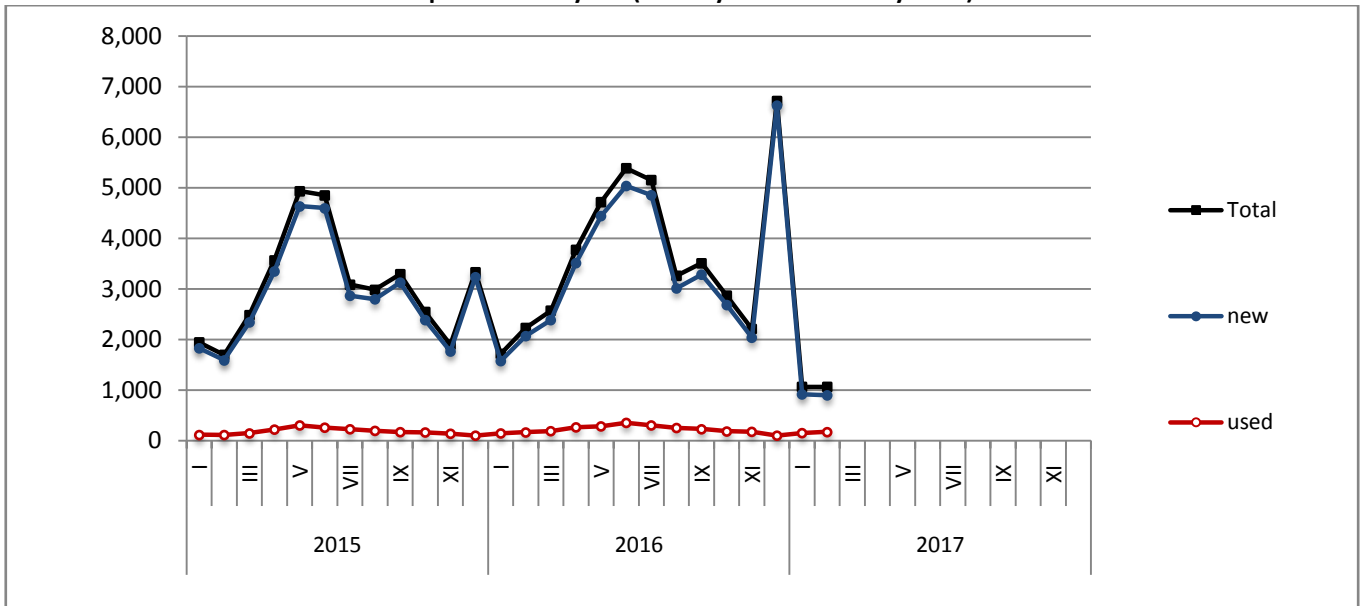
**Graph 2: Lorries (January 2015 - February 2017)**



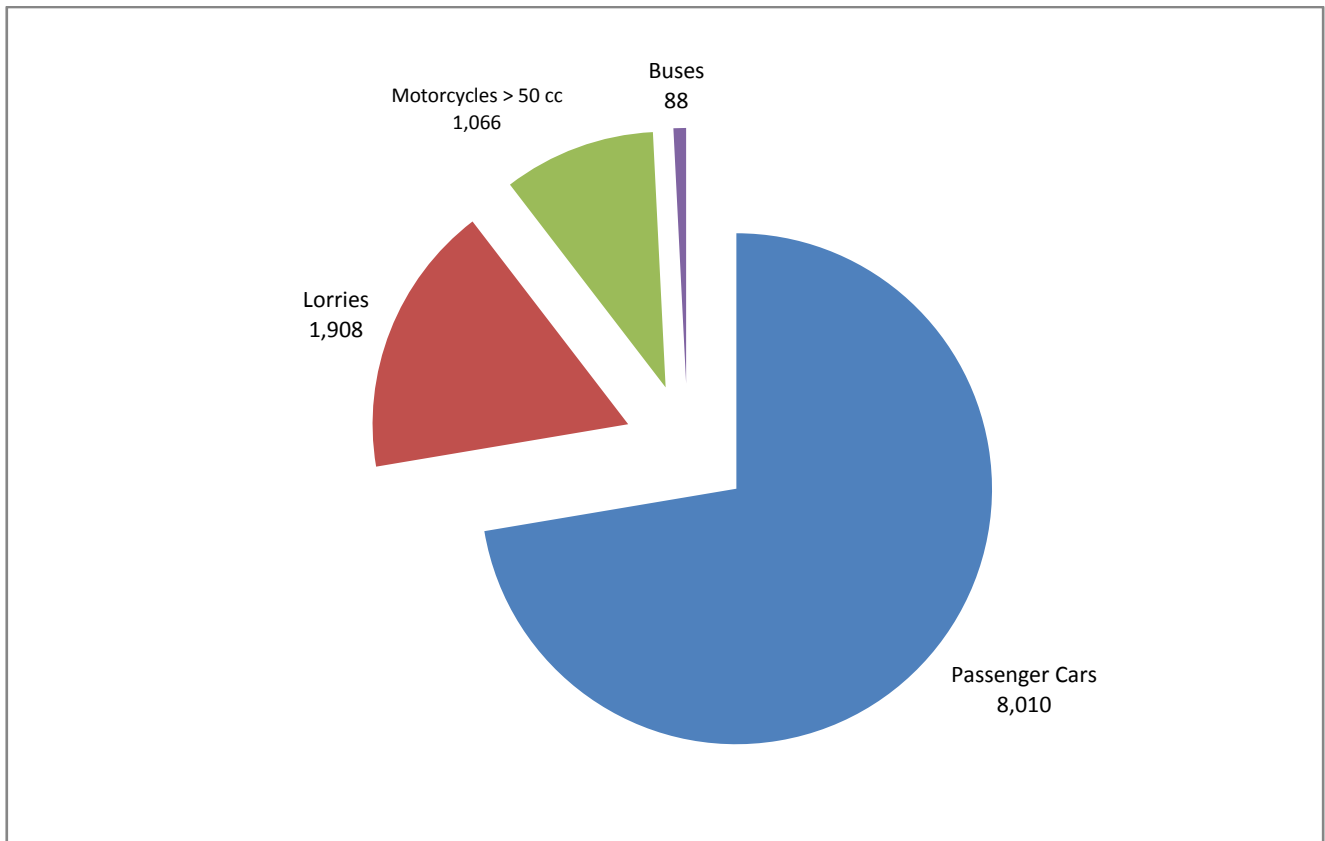
**Graph 3: Buses (January 2015 - February 2017)**



**Graph 4: Motorcycles (January 2015 - February 2017)**



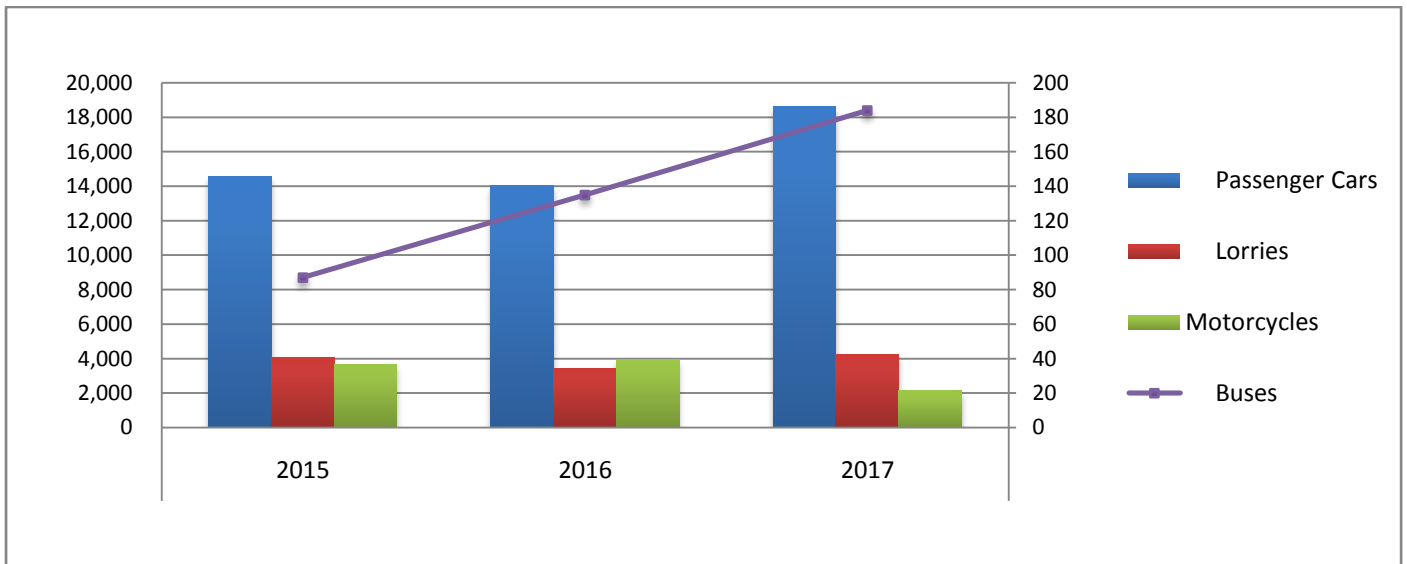
**Graph 5: New Registrations of Motor Vehicles (February 2017)**



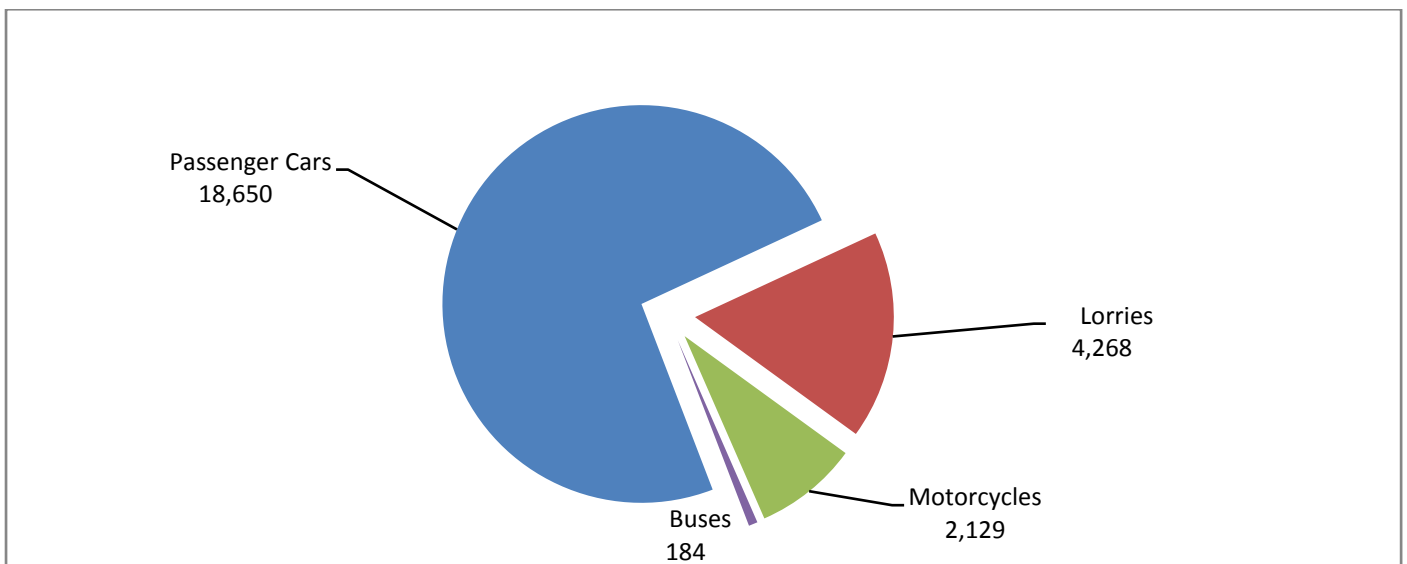
**Table 3. Road motor vehicles, both new and used, put into circulation for the first time in Greece: Jan. 2015 - Feb. 2017**

Category of Road Motor Vehicles	January - February									Change (%)					
	2015			2016			2017			2016/2015			2017/2016		
	Total	New	Used	Total	New	Used	Total	New	Used	Total	New	Used	Total	New	Used
<b>Greece, total</b>															
Road Motor Vehicles, total	22,350	15,592	6,758	21,597	13,481	8,116	25,231	14,719	10,512	-3.4%	-13.5%	20.1%	16.8%	9.2%	29.5%
1. Road motor cars	18,713	12,176	6,537	17,655	9,843	7,812	23,102	12,909	10,193	-5.7%	-19.2%	19.5%	30.9%	31.1%	30.5%
Passenger Cars	14,589	10,730	3,859	14,067	8,994	5,073	18,650	11,640	7,010	-3.6%	-16.2%	31.5%	32.6%	29.4%	38.2%
Buses	87	8	79	135	18	117	184	31	153	55.2%	125.0%	48.1%	36.3%	72.2%	30.8%
Lorries	4,037	1,438	2,599	3,453	831	2,622	4,268	1,238	3,030	-14.5%	-42.2%	0.9%	23.6%	49.0%	15.6%
2. Motorcycles > 50 cc	3,637	3,416	221	3,942	3,638	304	2,129	1,810	319	8.4%	6.5%	37.6%	-46.0%	-50.2%	4.9%
<b>Prefecture of Attica</b>															
Road Motor Vehicles, total	11,273	9,589	1,684	10,570	8,278	2,292	12,755	9,691	3,064	-6.2%	-13.7%	36.1%	20.7%	17.1%	33.7%
1. Road motor cars	9,383	7,760	1,623	8,508	6,265	2,243	11,555	8,546	3,009	-9.3%	-19.3%	38.2%	35.8%	36.4%	34.2%
Passenger Cars	8,082	6,867	1,215	7,645	5,876	1,769	10,322	7,881	2,441	-5.4%	-14.4%	45.6%	35.0%	34.1%	38.0%
Buses	19	1	18	45	7	38	53	18	35	136.8%	600.0%	111.1%	17.8%	157.1%	-7.9%
Lorries	1,282	892	390	818	382	436	1,180	647	533	-36.2%	-57.2%	11.8%	44.3%	69.4%	22.2%
2. Motorcycles > 50 cc	1,890	1,829	61	2,062	2,013	49	1,200	1,145	55	9.1%	10.1%	-19.7%	-41.8%	-43.1%	12.2%

**Graph 6. New Motor Vehicles Circulation Licenses: January 2015 - February 2017**



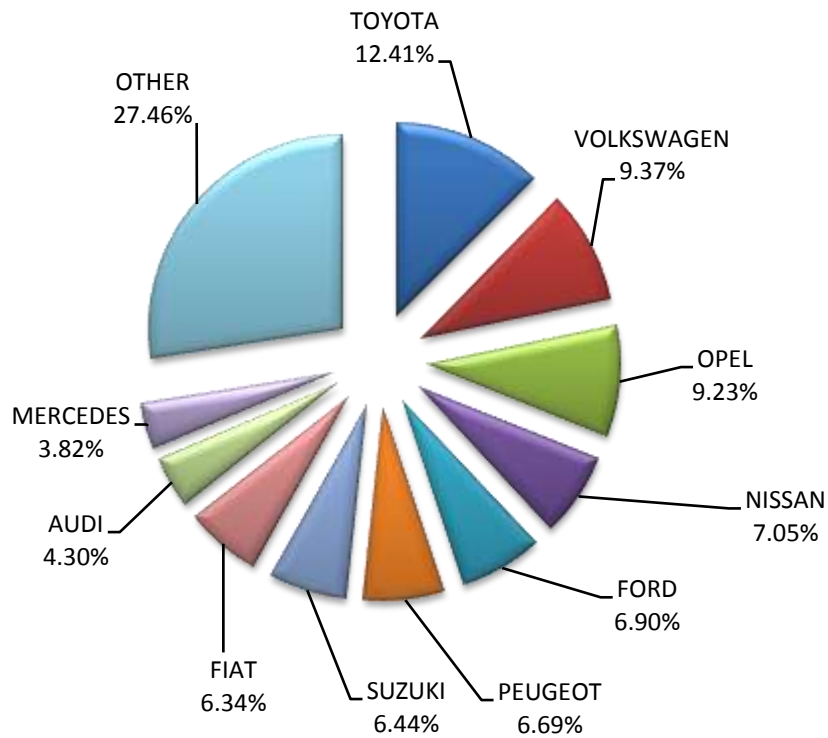
**Graph 7. New Registrations of Motor Vehicles January - February 2017**



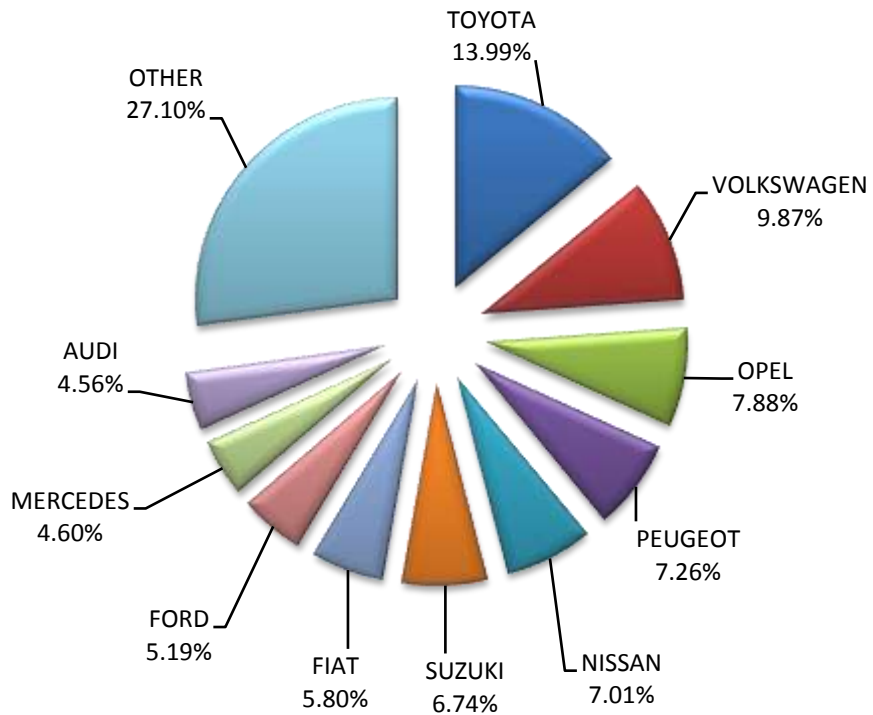
**Table 4. Sales of new and used passenger cars by make: February 2017 and January - February 2017**

Make	Passenger cars			
	February		January - February	
	new	used	new	used
ALFA ROMEO	34	13	74	28
AUDI	223	28	531	78
BENTLEY	1	-	1	-
BMW	152	32	290	95
CHEVROLET	-	32	-	64
CITROEN	179	111	408	323
DACIA	17	13	55	34
DAIHATSU	-	26	-	56
DETHLEFFS	-	3	-	18
FERRARI	-	2	-	3
FIAT	329	224	675	538
FORD	358	227	604	562
HONDA	38	30	85	65
HYUNDAI	109	77	327	191
ISUZU	-	-	-	1
JAGUAR	1	3	2	4
JEEP	60	2	127	6
KIA	125	33	209	67
LANCIA	1	15	4	31
LAND ROVER	7	7	15	20
LEXUS	1	-	6	2
MAZDA	14	19	60	53
MERCEDES	198	102	535	246
MINI	84	17	145	42
MITSUBISHI	4	27	16	84
NISSAN	366	114	816	293
OPEL	479	447	917	1,104
PEUGEOT	347	131	845	333
PORSCHE	6	4	14	9
RANGE ROVER	1	1	2	1
RENAULT	149	132	445	304
SAAB	-	1	-	4
SEA / MOBILVETT	-	-	-	1
SEAT	124	22	175	58
SKODA	197	56	436	123
SMART	24	157	44	358
SSANGYONG	4	-	8	-
SUBARU	2	-	7	3
SUZUKI	334	93	785	251
TOYOTA	644	477	1,629	1,191
VOLKSWAGEN	486	128	1,149	335
VOLKSWAGEN - Z.MANTOS	2	-	2	-
VOLVO	89	15	197	31
<b>TOTAL</b>	<b>5,189</b>	<b>2,821</b>	<b>11,640</b>	<b>7,010</b>

**Graph 8. Sales of new passenger cars by make (February 2017)**



**Graph 9. Sales of new passenger cars by make (January - February 2017)**



**Table 5**  
**Sales of new and used lorries by make: February 2017 and January - February 2017**

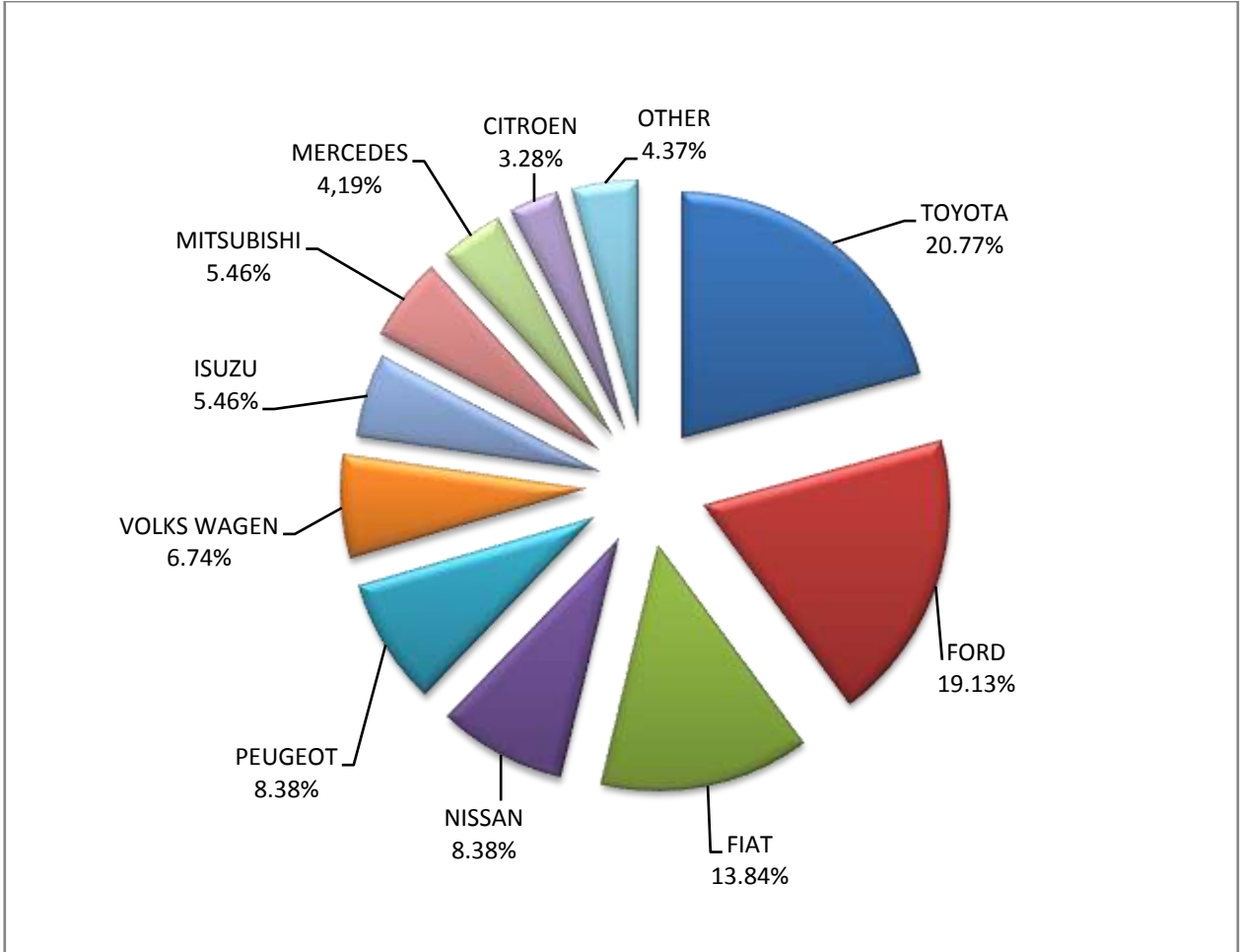
Make	Lorries			
	February		January - February	
	new	used	new	used
BMW	-	1	-	1
CADILLAC	-	1	-	1
CHEVROLET	-	-	-	1
CITROEN	18	51	40	110
DACIA	-	-	-	3
DAF	-	22	3	46
DAF DYNA TRAILERS S.A.	-	-	1	-
DAF ΝΤΟΥΝΑΣ ΘΕΟΧΑΡΗΣ	-	-	1	-
DAF ΤΑΞΙΑΡΧΟΥ	-	-	1	-
FAUN	-	-	-	1
FCA US LLC (RAM)	-	1	-	1
FIAT	76	159	143	362
FIAT-IVECO	-	7	-	13
FORD	105	133	205	323
HYUNDAI	-	6	-	15
ISUZU	30	11	48	32
ISUZU A. KAOUSSIS SA	-	-	2	-
IVECO	-	10	2	25
IVECO A. KAOUSSIS SA	-	-	2	-
IVECO DYNA TRAILERS S.A.	-	-	1	-
IVECO MAGIRUS	-	-	-	1
KIA	-	2	-	3
LAND ROVER	-	1	-	1
MAN	2	41	3	105
MAN A. KAOUSSIS SA	-	1	-	1
MAN DYNA TRAILERS S.A.	7	-	7	-
MAN ΕΥΓΕΝΕΙΑΔΟΥ ΜΑΡΙΑ & ΣΙΑ Ο.Ε.	-	-	1	-
MAN ΤΑΞΙΑΡΧΟΥ	1	-	2	-
MAZDA	-	25	-	52
MERCEDES	23	278	45	586
MERCEDES A. KAOUSSIS SA	3	-	18	-
MERCEDES DYNA TRAILERS S.A.	-	-	2	-
MERCEDES ΘΕΟΧΑΡΗΣ ΝΤΟΥΝΑΣ	-	-	1	-
MINI	30	61	60	133
MINI A. KAOUSSIS SA	-	-	2	-
NISSAN	46	125	122	261
OAF	-	-	-	1
OPEL	4	76	18	191
PEUGEOT	46	42	146	90
PFAU	-	-	-	1
PIAGGIO	1	5	1	8
RELIANT	-	-	-	1
RENAULT	3	81	4	185



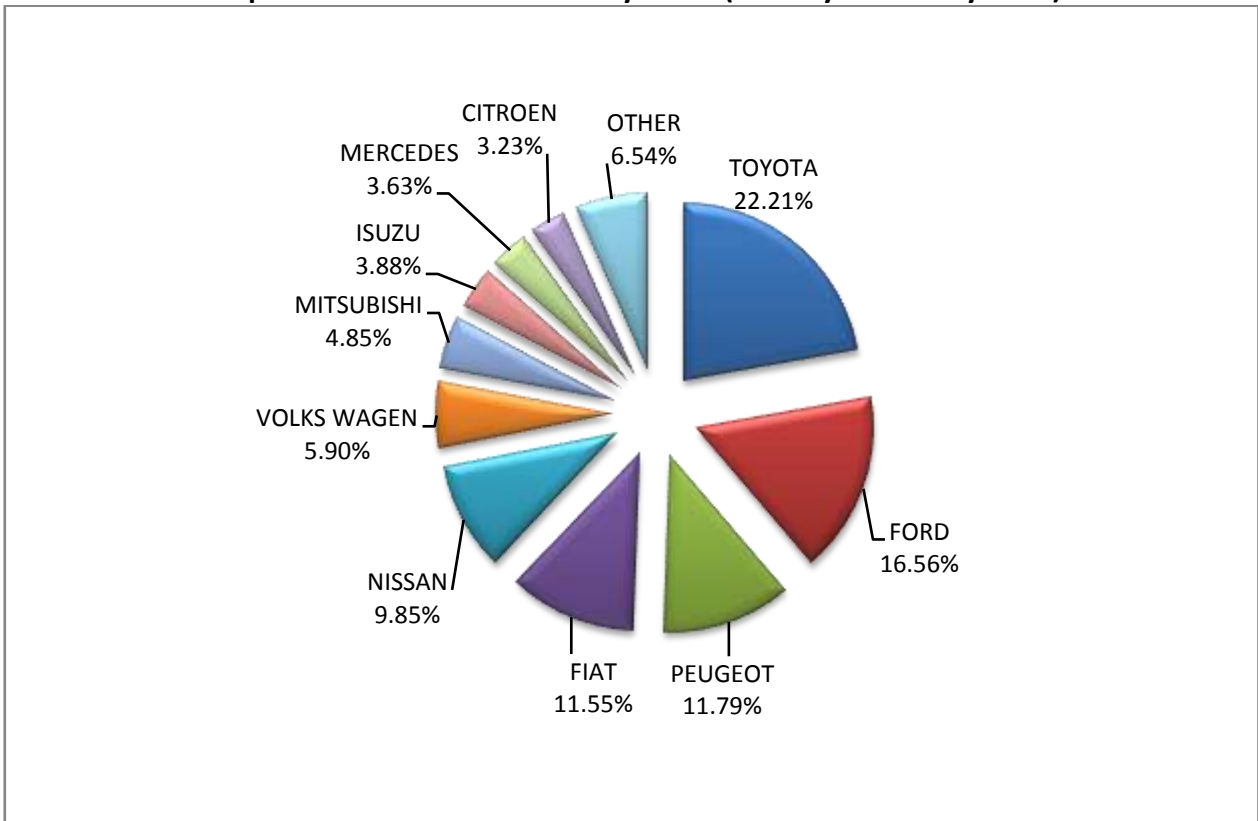
**Table 5 (cont.)**  
**Sales of new and used lorries by make: February 2017 and January - February 2017**

Make	Lorries			
	February		January - February	
	new	used	new	used
SAAB SCANIA	-	-	-	1
SCANIA	-	26	2	61
SCHMITZ CARGOBU	-	-	1	-
SEAT	-	2	-	5
SKODA	-	7	-	17
SSANGYONG	-	1	-	1
SUZUKI	-	1	-	1
TOYOTA	114	54	275	119
VOLKS WAGEN	37	78	73	156
VOLVO	3	50	4	115
VOLVO ΕΥΣΤΑΘΙΟΣ ΖΥΓΟΥΡΗΣ & ΣΙΑ ΕΒΕ	-	-	2	-
<b>TOTAL</b>	<b>549</b>	<b>1,359</b>	<b>1,238</b>	<b>3,030</b>

**Graph 10. Sales of new lorries by make (February 2017)**



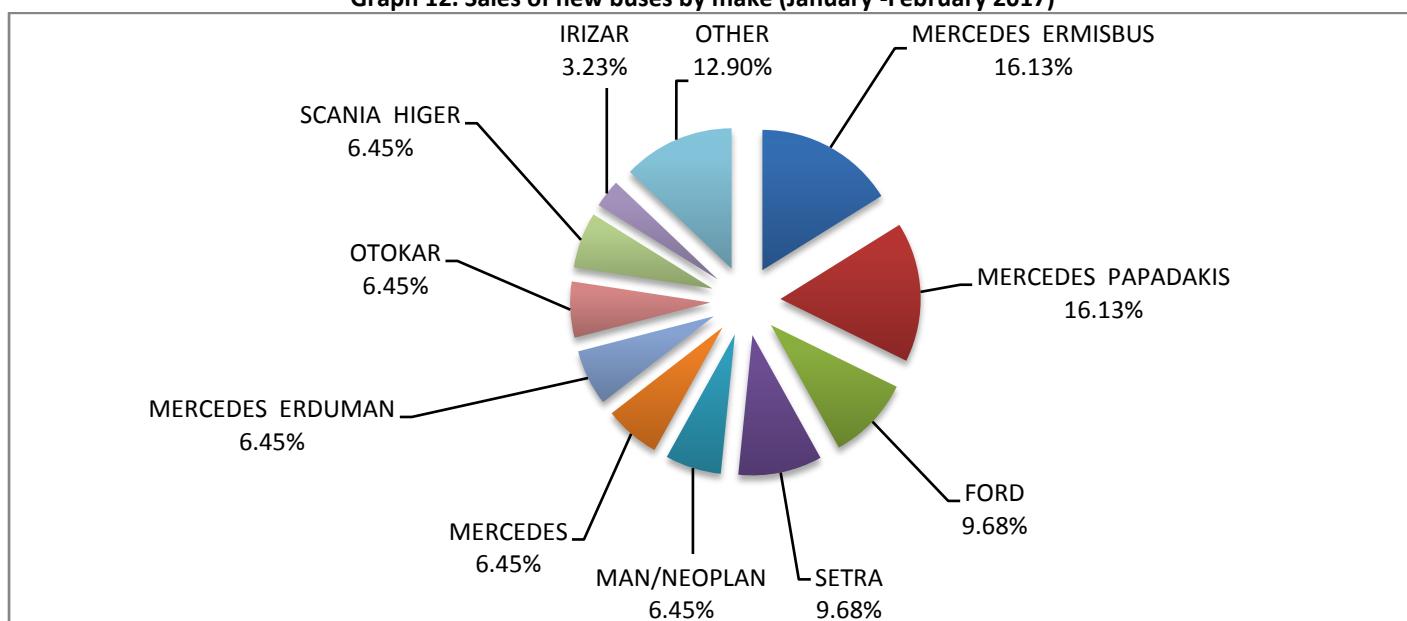
**Graph 11. Sales of new lorries by make (January - February 2017)**



**Table 6. Sales of new and used buses by make: February 2017 and January - February 2017**

Make	Buses			
	February		January - February	
	new	used	new	used
BOVA	-	4	-	11
EVOBUS	-	1	-	1
FORD	3	-	3	2
IRISBUS	-	1	-	3
IRIZAR	1	-	1	-
ISUZU	-	1	-	1
IVECO	1	-	1	-
MAN	-	3	-	17
MAN/NEOPLAN	1	-	2	-
MERCEDES	2	36	2	85
MERCEDES CENTO BUS	1	-	1	-
MERCEDES ERDUMAN	2	-	2	-
MERCEDES ERMISBUS	5	-	5	-
MERCEDES GIANNOPOYLOS S.A	-	-	1	-
MERCEDES NIKAS	-	-	1	-
MERCEDES PAPADAKIS	5	-	5	-
NEOPLAN	-	2	-	7
OTOKAR	1	1	2	1
RENAULT	-	2	-	2
SCANIA	-	-	-	4
SCANIA HIGER	2	-	2	-
SETRA	1	2	3	4
TEMSA	-	5	-	7
VAN HOOL	-	1	-	2
VOLKSWAGEN	-	1	-	3
VOLVO	-	2	-	2
XIAMEN KING LONG	-	1	-	1
<b>TOTAL</b>	<b>25</b>	<b>63</b>	<b>31</b>	<b>153</b>

**Graph 12. Sales of new buses by make (January -February 2017)**



**Table 7**  
**Sales of new and used Motorcycles by Make or manufacturer: February and January - February 2017**

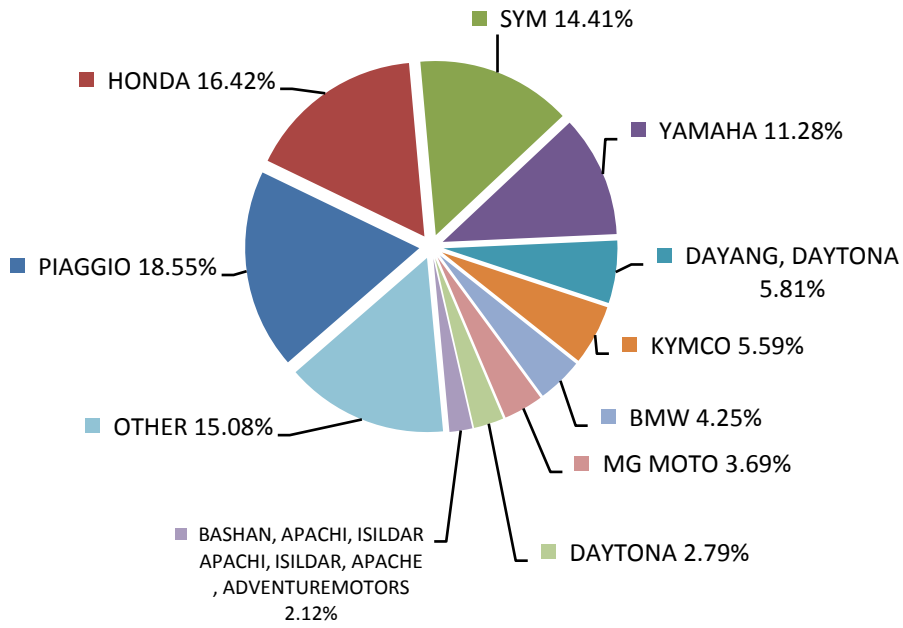
Make	Motorcycles			
	February		January - February	
	new	used	new	used
AEON MOTOR	-	-	-	1
APRILIA	8	5	11	11
APRILIA, GILERA, PIAGGIO	2	1	4	1
BASHAN, APACHI, ISILDAR APACHI, ISILDAR, APACHE , ADVENTUREMOTORS	19	-	19	-
BETA	1	-	2	-
BMW	38	6	70	14
BOMBARDIER RECREATIONAL PRODUCTS ING (BRP)	3	-	7	2
BRIXTON	-	-	1	-
BUELL	-	-	1	-
CHONGQING LIFAN	-	-	1	-
DAELIM	3	-	7	3
DAYANG, DAYTONA	52	-	100	1
DAYTONA	25	-	50	-
DERBI	-	-	1	-
DUCATI	5	2	11	3
EAGLE MOTORSPORTS	-	-	1	-
EUROMOTORS	1	-	1	-
GOUPIL	-	1	-	2
HARLEY DAVIDSON	9	6	11	8
HER CHEE, ADLY MOTO, RKS	1	-	1	-
HONDA	147	33	265	70
HUSQVARNA	-	1	1	2
INDIAN MOTORCYC	-	-	1	-
JIAJUE,JINDING,LANYING,DHS,MIROMOTO,ALPHAMOTO,SPRINT,QLINK,MAXON,Rich motors,EUROCKA(CKA),PEDA	-	-	1	-
JIALING, MOTORAN, TRAXX, SPADA, SKYWING, SPD, ASUS, RACING	5	-	6	-
JIANSHE	2	-	4	-
JIANSHE,GEMINI	-	-	1	-
JINLANG, ZIPP, HORS, IVA, Ariic, figuretta motorcycles fat boy, btc, agm, lintex, razory, romet, motors	1	-	4	-
JMQQ, QINGQI, PIONEER, SNOWOLF, POLESTAR, CLEVELAND CYCLEWERKS, SINNIS, SOMOTO, SKYTEAM	-	-	1	-
JMSTAR, SHENKE, HUIBANG, JONWAY, MOTORAN, MINELLI, LAPO MOTORS	-	-	1	-
KAWASAKI	8	5	22	10
KL	3	-	10	-
KTM	9	2	24	4
KWANG YANG	-	2	-	4
KYMCO	50	20	79	32
LIFAN, SKYGO, HONLEI, BISAN-LIFAN, TRUVA,SALCANO, YUKI,RAMZEY, BRANSON,SUMCO, NEMO, XPLOER, LEVO, ACONDA	11	1	22	1
LML	1	-	1	-
LONCIN	1	-	1	-
MALAGUTI	-	-	-	1

Table 7 (cont.)

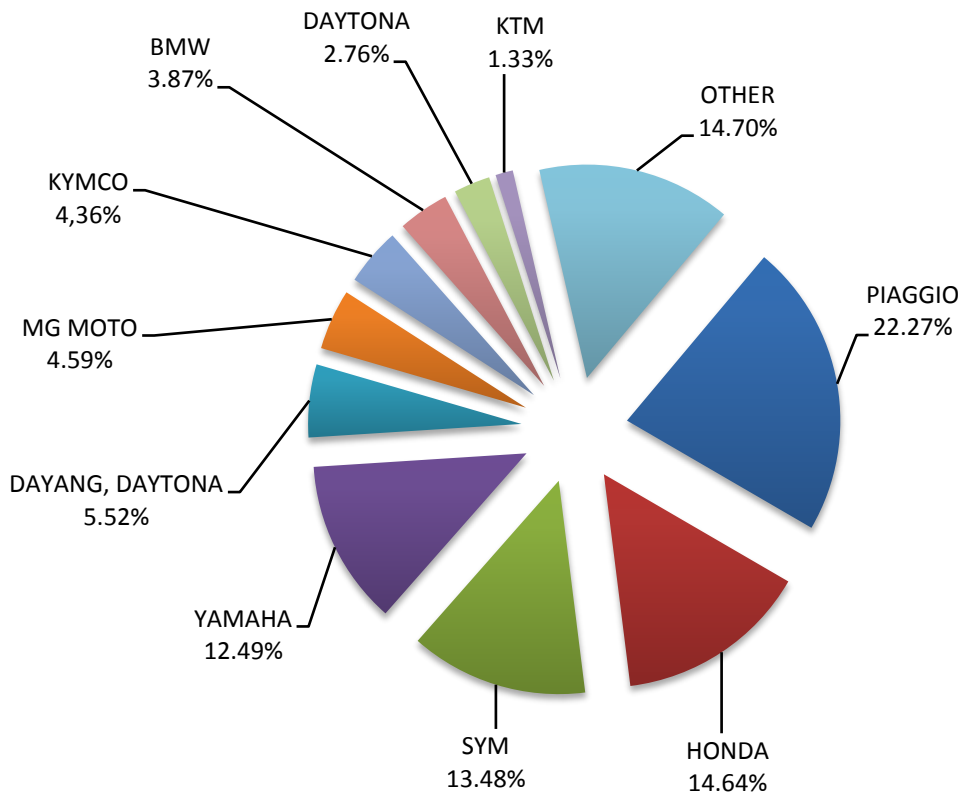
## Sales of new and used Motorcycles by Make or manufacturer: February and January - February 2017

Make	Motorcycles			
	February		January - February	
	new	used	new	used
MG MOTO	33	1	83	1
MINSK, ZONGSHEN, IRIBIS, MONDIAL, LEXMOTO, JUNAK, HONLEY, OVERBIKES	-	-	1	-
MODENAS	4	-	10	-
MONDIAL	1	-	1	-
MOTO GUZZI	-	-	3	-
MOTO S.P.A	-	-	1	-
MV AGUSTA	-	-	1	-
MZ MOTORRAD	-	-	-	1
NACIONAL MOTOR	-	-	-	1
NIPPONIA	-	-	2	-
PEUGEOT	5	1	11	2
PIAGGIO	166	26	403	39
PIONEER, LEXMOTO, PULSE, BULLIT, OMAKS, JHC, ASYA, MONDIAL, KUBA,ACE	1	-	1	-
POLARIS	1	-	2	1
QINGQI, PIONEER, i-moto, SUPERBYKE, KENROD, QLINK, YUKI, SACHS-Bikes, DAYTONA, PEUGEOT	1	1	1	1
QJ, QJIANG, KEEWAY, LEONE, KUBA, RKS, GENERIC, EXPLORER, RIDE, VENGO	10	-	13	-
RIYA, HONLING,YAMAKOYO,TIANYING, GOES, SANYOU,BM,FUN BIKE,WOTTA	3	-	3	-
SHANYANG	-	1	1	3
SHINERAY	2	-	4	-
SKYTEAM, SACIN, METALCO, SOKUDO, BAZUKA, MINICO, MOTOS BORDOY, SUMCO	2	-	3	-
SUZUKI	10	9	14	17
SYM	129	11	244	12
TGB	-	1	-	2
TIANMA, FASPIDER, GARELLI	-	1	1	1
TIANYING, RIYA, QISHENG, YAMAKOYO, HONGLING, ZIPP, TOROS, ROMET, ROMET MOTORS, ROUTER, VENTO, ASYA, BENYCO, BARA	1	-	2	-
TRIUMPH	7	-	16	1
WANGYE, SANBEN, UM, MONDIAL, KENOS, SUPERBYKE, IRIBIS, MDC, MISTRAL, STREET ELEGANCE	8	-	8	-
XGJAO, YUAN , SKYJET, KAISAR	1	-	4	-
XINYANG	-	-	1	-
YAMAHA	101	34	226	67
YIBEN, MEIDUO, VONROAD, WUBEN, NIM	-	-	1	-
YINXIANG,KENBO,VENOM,CHEETA,ZIPP,NEMO,FEKON,ANATOLIA,CANBO	2	-	3	-
ZHONGNENG, ZNEN, DADO, DIRECT BIKES, GOWINN, VIVACOX, NECO, AGM, LEE, ASYA	2	-	2	-
ZONGSHEN, ZIPSTAR, ZEALSUN, KENTO	-	-	1	-
<b>TOTAL</b>	<b>895</b>	<b>171</b>	<b>1,810</b>	<b>319</b>

**Graph 13. Sales of new Motorcycles (February 2017)**



**Graph 14. Sales of new Motorcycles (January - February 2017)**



## EXPLANATORY NOTES

<b>Survey on the issuing of new road motor vehicle circulation licenses</b>	The survey on the issuing of new motor vehicle circulation licenses is a census survey. The released data give information, at country level, on the brand and type of the motor vehicle, as well as whether it is new or used. The survey does not include vehicles that move on rails, trolley busses, agricultural tractors and machinery. In addition, the following are excluded: all motor vehicles of the Armed Forces, Police, Fire Brigade, State Services, Diplomatic Corps, Foreign Missions, and Invalids of Wars, as well as motorcycles with a cylinder capacity less than 50 cc.
<b>Legal basis</b>	Law 3832/2010
<b>Reference Period</b>	February 2017
<b>Coverage</b>	The production of monthly data is based on the registers held by the Ministry of Infrastructure, Transport and Networks, which records all the monthly changes observed in the vehicle registration licenses at country level.
<b>Definitions</b>	<p><b>Road motor vehicle</b> is any vehicle that, irrespective of the number of wheels, is moved by an engine and is designed to transport persons or cargo or both of them, either they are on the same single vehicle or on a trailer carried by the main motor vehicle.</p> <p><b>New</b> road motor vehicle is any motor vehicle that is registered for the first time in Greece during the reference month and has not been put into circulation in any other country.</p> <p><b>Used</b> motor vehicle is any motor vehicle that is registered for the first time in Greece and has been imported as a used one from abroad</p> <p><b>Passenger motor vehicle:</b> it is a motor vehicle designed to carry mostly people, having no more than 9 seats, including the driver's seat.</p> <p><b>Bus:</b> it is a motor vehicle, which is designed to carry mostly people, having more than 10 seats, including the driver's seat. (In the corresponding tables of this Press Release, this category also includes articulated buses.)</p> <p><b>Lorry:</b> it is motor vehicle designed to carry mostly cargo. (In the corresponding tables of this Press Release, this category also includes tractors, tow trucks, articulated tractors, and trucks with trailers).</p> <p><b>Motorcycle:</b> any two-wheeled motor vehicle, with or without sidecar, with maximum authorized design speed over 45 km/h, or in case it is powered by a combustion engine, with a cylinder capacity of 50 cc or over (In the corresponding tables of this Press Release, this category also includes the three-wheeled motor vehicles – motor tricycles).</p> <p><b>Tricycle motor vehicle:</b> it is a motor vehicle with three symmetrical wheels with maximum authorized design speed over 45 km/h, or in case it is powered by a combustion engine, with a cylinder capacity over the 50 cc. This category also includes four-wheel vehicles, except the light four-wheel motorcycles, whose empty vehicle tare (excluding the weight of the fuel or mixture of fuel-oil or the weight of the batteries for electric cars) is up to 400 kg in the case the vehicle is designed for passenger use or up to 550 kg in case the vehicle is designed to carry cargo and whose engine is up to 15KW.</p>
<b>Methodology</b>	Exhaustive Survey. The primary data derive from the Ministry of Infrastructure, Transport and Networks and are based on the issuing of new circulation licenses as they are registered by the Regional Offices for Transport and Communications.
<b>References</b>	More information (graphs, tables) concerning the survey on the issuing of new motor vehicle circulation licenses are available on the webpage of ELSTAT, <a href="http://www.statistics.gr">www.statistics.gr</a> , under the link <a href="http://www.statistics.gr/en/statistics/-/publication/SME18/">http://www.statistics.gr/en/statistics/-/publication/SME18/</a>