



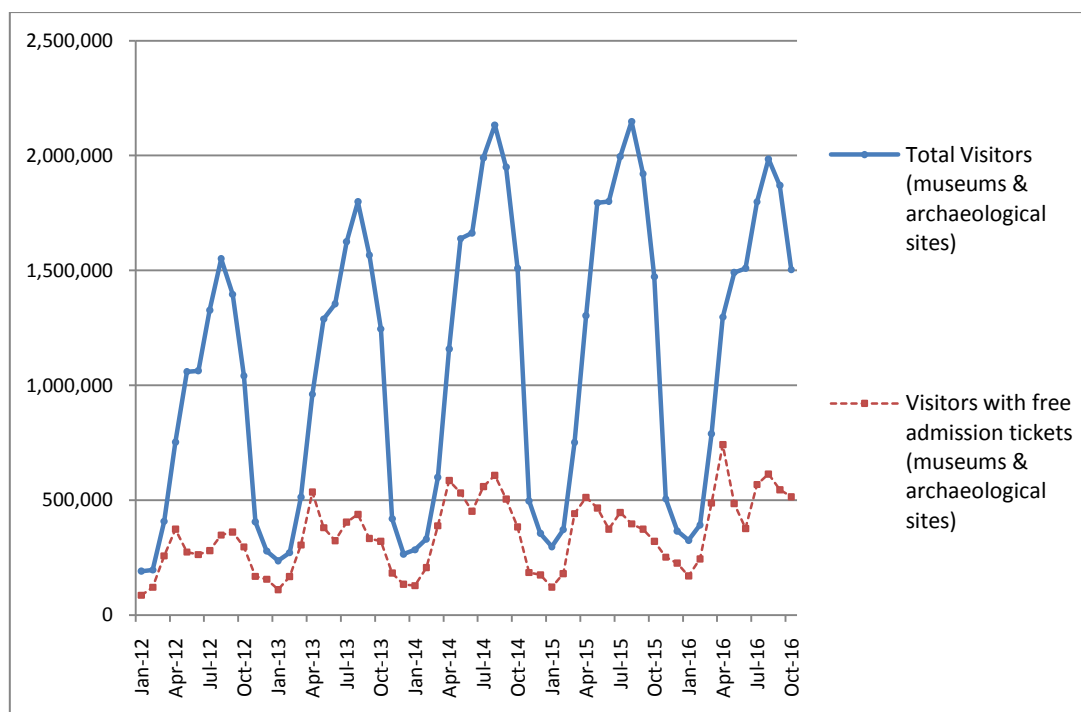
PRESS RELEASE

SURVEY ON MUSEUMS AND ARCHAEOLOGICAL SITES ATTENDANCE OCTOBER 2016

The Hellenic Statistical Authority (ELSTAT) announces the results of the *Survey on Museums and Archaeological Sites Attendance* for October 2016. More specifically:

- In October 2016 compared with the corresponding month of 2015, Museums experienced a 8.7% increase in the number of visitors and a 109.1% increase in the number of free admission visitors as well as a 21.2% increase in their receipts (Table 1).
- In October 2016 compared with the corresponding month of 2015, the number of visitors at Archaeological sites recorded a decrease of 0.6%, while an increase of 39.5% was observed in the number of free admission visitors and an 86.7% increase in the corresponding receipts (Table 1).
- During the ten-month period from January to October 2016, a decrease of 0.7% was observed in the number of visitors of Museums, while an increase of 36.8% was recorded in the number of free admission visitors and a 7.8% increase in the relevant receipts, in comparison with the corresponding period of 2015 (Table 2).
- As regards Archaeological sites, during the ten-month period from January to October 2016, a decrease of 8.8% was recorded in the number of visitors, while a 23.4% increase was observed in the number of free admission visitors and a 67.9% increase in the relevant receipts, in comparison with the corresponding period of 2015 (Table 2).

Graph 1: Visitors of Museums and Archaeological sites (Jan 2012 – Oct 2016)



Information:

Social Statistics Division

Section of Culture and Sports statistics,

Argyro Pateraki (Tel: +30 213 1352129, e-mail: ar.pateraki@statistics.gr)

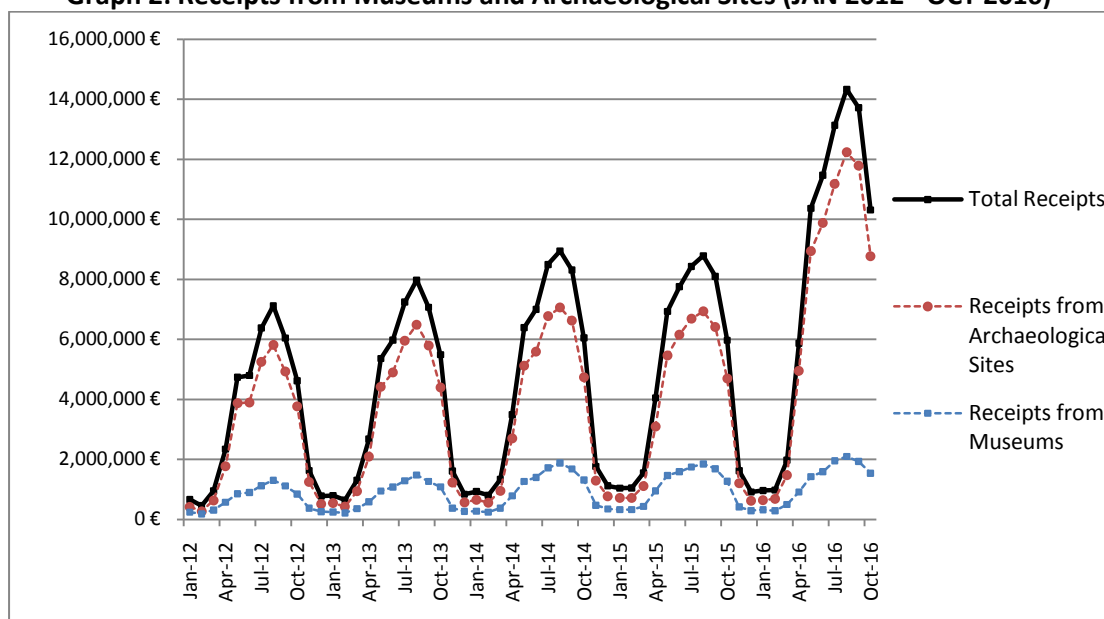
**TABLE 1: VISITORS OF MUSEUMS AND ARCHAEOLOGICAL SITES - TOTAL RECEIPTS
(OCTOBER 2015 & OCTOBER 2016)**

I. VISITORS			
Museums and Archaeological sites	2015	2016	Change 2016/2015
Total number of visitors (A+B)	1,472,313	1,503,277	2.1%
A. Museums (C+E)	424,800	461,663	8.7%
Acropolis Museum	139,673	146,436	4.8%
National Archaeological	44,662	50,402	12.9%
Ancient Olympia	12,896	11,787	-8.6%
Palace of the Grand Master (Rhodes)	26,934	28,469	5.7%
Herakleion Archaeological (Crete)	31,180	43,998	41.1%
Rhodes	9,842	8,406	-14.6%
Delphi	18,246	17,470	-4.3%
Other museums	141,367	154,695	9.4%
B. Archaeological Sites (D+F)	1,047,513	1,041,614	-0.6%
Epidavros ⁽¹⁾	37,337	35,620	-4.6%
The Acropolis of Mycenae & Atreus' Treasure	34,359	33,096	-3.7%
The Acropolis of Athens	208,907	175,842	-15.8%
Sounio	23,096	22,344	-3.3%
The Acropolis of Lindos	56,745	50,052	-11.8%
Kameiros (Rhodes)	15,880	13,392	-15.7%
Ancient Olympia	54,225	46,924	-13.5%
Knossos (Crete)	73,918	68,789	-6.9%
Phaistos (Crete)	11,251	10,375	-7.8%
Ancient Korinthos ⁽¹⁾	17,600	19,146	8.8%
Mystras ⁽¹⁾	10,291	11,058	7.5%
Delphi	27,353	27,692	1.2%
Other archaeological sites	476,551	527,284	10.6%
II. VISITORS WHO PAID TICKET			
	2015	2016	Change 2016/2015
Total number of visitors who paid ticket (C+D)	1,151,486	988,726	-14.1%
C. Museums	328,486	260,309	-20.8%
D. Archaeological sites	823,000	728,417	-11.5%
III. VISITORS WITH FREE ADMISSION TICKETS			
	2015	2016	Change 2016/2015
Total number of visitors with free admission ticket (E+F)	320,827	514,551	60.4%
E. Museums	96,314	201,354	109.1%
F. Archaeological sites	224,513	313,197	39.5%
IV. RECEIPTS (euros)			
	2015	2016	Change 2016/2015
Total Receipts (G+H)	5,970,961.00	10,315,001.00	72.8%
G. Museums	1,272,896.00	1,542,519.00	21.2%
H. Archaeological sites	4,698,065.00	8,772,482.00	86.7%

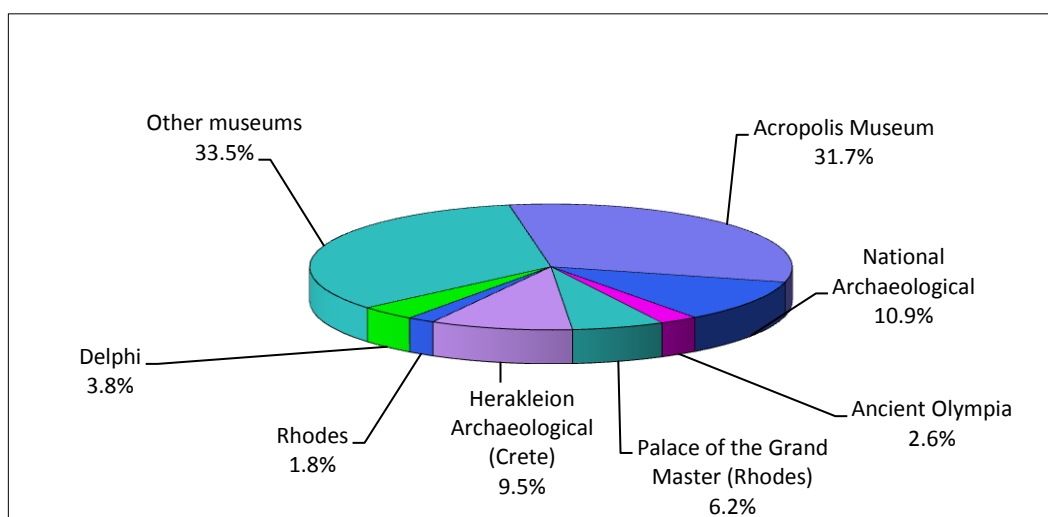
⁽¹⁾ Flat rate ticket, valid both for the museum and the archaeological site.

The following graphs depict the evolution of the receipts (Graph 2), as well as the number of visitors by Museum and Archaeological Site (Graphs 3 and 4, respectively).

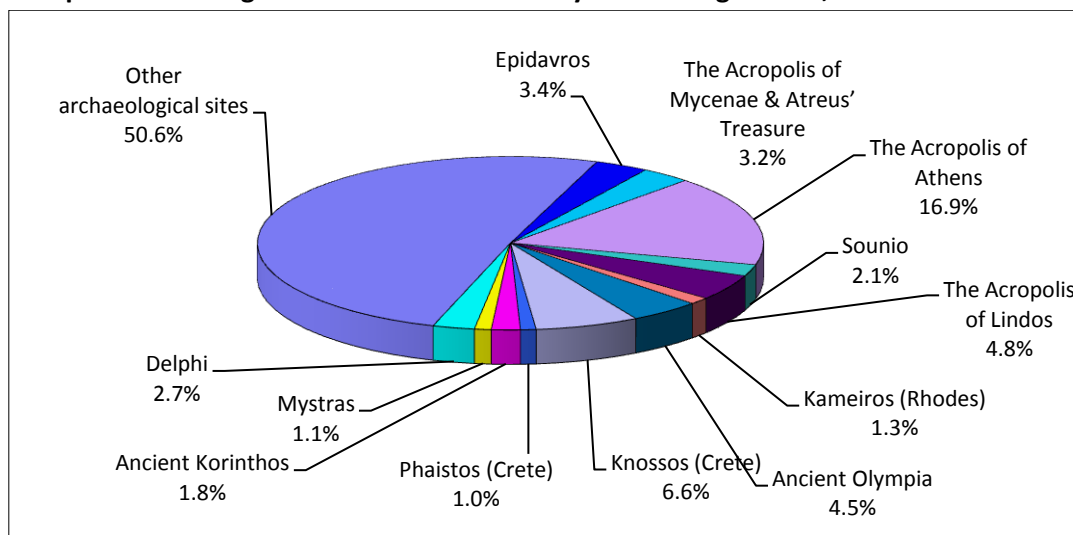
Graph 2: Receipts from Museums and Archaeological Sites (JAN 2012 - OCT 2016)



Graph 3: Percentage distribution of Visitors by Museum, October 2016



Graph 4: Percentage distribution of Visitors by Archaeological site, October 2016



**TABLE 2: VISITORS OF MUSEUMS AND ARCHAEOLOGICAL SITES - TOTAL RECEIPTS
(2014,2015, AND JANUARY- OCTOBER 2015 & 2016)**

I. VISITORS					
Museums and Archaeological sites	2014	2015	JANUARY- OCTOBER		change
			2015	2016	2016/2015
Total number of visitors (A+B)	14,107,303	14,725,895	13,854,685	12,960,311	-6.5%
A. Museums (C+E)	4,154,142	4,405,842	4,020,995	3,994,439	-0.7%
Acropolis Museum	1,377,409	1,510,615	1,361,686	1,251,319	-8.1%
National Archaeological	459,115	476,754	434,591	388,860	-10.5%
Ancient Olympia	134,976	135,972	129,803	116,572	-10.2%
Palace of the Grand Master (Rhodes)	258,906	251,091	245,688	228,335	-7.1%
Herakleion Archaeological (Crete)	198,942	201,657	196,105	344,270	75.6%
Rhodes	79,878	87,824	85,918	68,826	-19.9%
Delphi	190,314	205,369	193,971	153,365	-20.9%
Other museums	1,454,602	1,536,560	1,373,233	1,442,892	5.1%
B. Archaeological Sites (D+F)	9,953,161	10,320,053	9,833,690	8,965,872	-8.8%
Epidavros ⁽¹⁾	416,323	443,565	429,731	355,843	-17.2%
The Acropolis of Mycenae & Atreus' Treasure	377,336	402,565	386,515	323,879	-16.2%
The Acropolis of Athens	1,563,434	2,043,868	1,904,964	1,650,139	-13.4%
Sounio	203,269	236,285	221,813	205,641	-7.3%
The Acropolis of Lindos	630,042	580,875	576,041	417,363	-27.5%
Kameiros (Rhodes)	177,859	152,204	151,382	111,239	-26.5%
Ancient Olympia	464,990	439,836	418,540	402,376	-3.9%
Knossos (Crete)	670,499	632,288	615,344	596,770	-3.0%
Phaistos (Crete)	105,643	94,689	93,250	75,716	-18.8%
Ancient Korinthos ⁽¹⁾	161,819	141,490	135,038	143,916	6.6%
Mystras ⁽¹⁾	113,815	117,010	112,822	109,226	-3.2%
Delphi	293,944	319,754	304,180	272,208	-10.5%
Other archaeological sites	4,774,188	4,715,624	4,484,070	4,301,556	-4.1%
II. VISITORS WHO PAID TICKET					
	2014	2015	JANUARY- OCTOBER		change
			2015	2016	2016/2015
Total number of visitors who paid ticket (C+D)	9,389,965	10,544,249	10,150,347	8,214,174	-19.1%
C. Museums	2,438,365	2,867,641	2,709,237	2,199,906	-18.8%
D. Archaeological sites	6,951,600	7,676,608	7,441,110	6,014,268	-19.2%
III. VISITORS WITH FREE ADMISSION TICKETS					
	2014	2015	JANUARY- OCTOBER		change
			2015	2016	2016/2015
Total number of visitors with free admission ticket (E+F)	4,717,338	4,181,646	3,704,338	4,746,137	28.1%
E. Museums	1,715,777	1,538,201	1,311,758	1,794,533	36.8%
F. Archaeological sites	3,001,561	2,643,445	2,392,580	2,951,604	23.4%
IV. RECEIPTS (euros)					
	2014	2015	JANUARY- OCTOBER		change
			2015	2016	2016/2015
Total Receipts (G+H)	54,663,545.00	56,224,962.00	53,678,584.00	83,133,389.00	54.9%
G. Museums	11,793,726.00	12,385,213.00	11,673,281.00	12,587,524.00	7.8%
H. Archaeological sites	42,869,819.00	43,839,749.00	42,005,303.00	70,545,865.00	67.9%

⁽¹⁾ Flat rate ticket, valid both for the museum and the archaeological site.

EXPLANATORY NOTES

Survey on Museums and Archaeological Sites Attendance	The Survey on Museums and Archaeological Sites Attendance has been producing results since 1970. The survey collects data from the Archaeological Receipts Fund (ARF) of the Ministry of Culture and Sports concerning the number of visitors and the receipts from the tickets sold in the Museums and Archaeological sites of the country. The corresponding data for the Acropolis Museum are available from December 2009 onwards.
Legal Framework	The survey is conducted since 1970 on a regular basis and it produces results on a monthly and yearly basis, in compliance with the Joint Ministerial Decision 15189/B379/73.

Reference Period 1/10/2016 to 31/10/2016.

Methodology and Definitions The Survey is conducted on a monthly basis from data collected from the Archaeological Receipts Fund (ARF) of the Ministry of Culture and Sports concerning on the number of visitors and the receipts from the tickets sold in the Museums and Archaeological sites of the country. ELSTAT tabulates the data on Museums and the Archaeological sites for the whole of the Country, by month and by year.

Information on ticket payment

- From January 2002 onwards, the number of Museums' visitors includes both the visitors who have bought a ticket and the visitors with free admission ticket. From 16-06-1996 onwards, the Museums and the Archaeological sites all over Greece have a paid admission for all the visitors, Greeks and foreigners, all over the year, except in the following days, which are free admission days:
- National Holidays (25th of March and 28th of October)
- The first Sunday every month during the five month period from 1 November to 31 March
- The 6th of March (in memory of Melina Merkouri)
- The 18th of April (International Monuments Day)
- The 18th of May (International Museums Day)
- The 5th of June (International Environment Day)
- The last weekend of September, annually (European Heritage Days)

Free admission tickets

The admission to Museums and Archaeological site is free for:

- Young people from EU-countries aged under 18 years, with current identification card to confirm their age,
- Students of Universities and of Higher and Technical Education Institutions or equivalent institutions of EU-countries, as well as of Tour Guide Training Institutes, with valid student identification card or International Student Identity Card (ISIC)
- Employees of the Hellenic Ministry of Culture, with valid professional identity card
- ICOM and ICOMOS cardholders
- Tour Guides with their current working identification card from the Ministry of Development
- Teachers accompanying pupils and students on primary, secondary and tertiary education institution tours
- Journalists with valid journalists' identification card
- Members of Associations and Societies of Friends of Museums and Archaeological Sites
- Official guests of the Greek Government, after relevant approval
- Escorts of blind persons and persons with disabilities
- Free admission cardholders
- Holders of the Culture Card

Number of flat rate tickets

From April 1999 onwards, in some museums and the nearby archaeological sites, in addition to the ordinary ticket, a new "flat rate ticket" was established, which is valid for both the museum and the nearby archaeological site. The total number of these flat rate tickets for **October 2016** was **75,148**.

References More information on the Survey on Museums and Archaeological Sites Attendance and detailed time series are available on: <http://www.statistics.gr/en/statistics/-/publication/SCI21/>