



PRESS RELEASE

ISSUING OF MOTOR VEHICLE LICENSES: JANUARY 2017

The Hellenic Statistical Authority announces that in January 2017, 13,096 road motor cars (both new and used from abroad) were put into circulation for the first time, recording a 22.8% increase compared with the corresponding month of 2016 when the number of road motor cars was 10,665. In January 2016, a 3.7% increase had been observed in comparison with the corresponding month of 2015 (Table1). A total number of 7,146 new cars were put into circulation in January 2017 compared with 6,248 in January 2016, recording a 14.4% increase.

The new motorcycles (over 50cc) that were put into circulation for the first time in January 2017 amounted to 1,063, against 1,713 in 2016, thus recording a 37.9% decrease. In January 2016, a 11.7% decrease had been observed in comparison with the corresponding month of 2015 (Table 1). Out of the above motorcycles 915 were new, while the corresponding figure in January 2016 was 1,573, recording a 41.8% decrease.

Information:

Trade and Services Statistics Division

Transport, Communications and Mass Media Section

Konstantinos Menexes

Tel: +30 213 135 2500

FAX: +30 213 135 2496

E-mail : k.menexes@statistics.gr

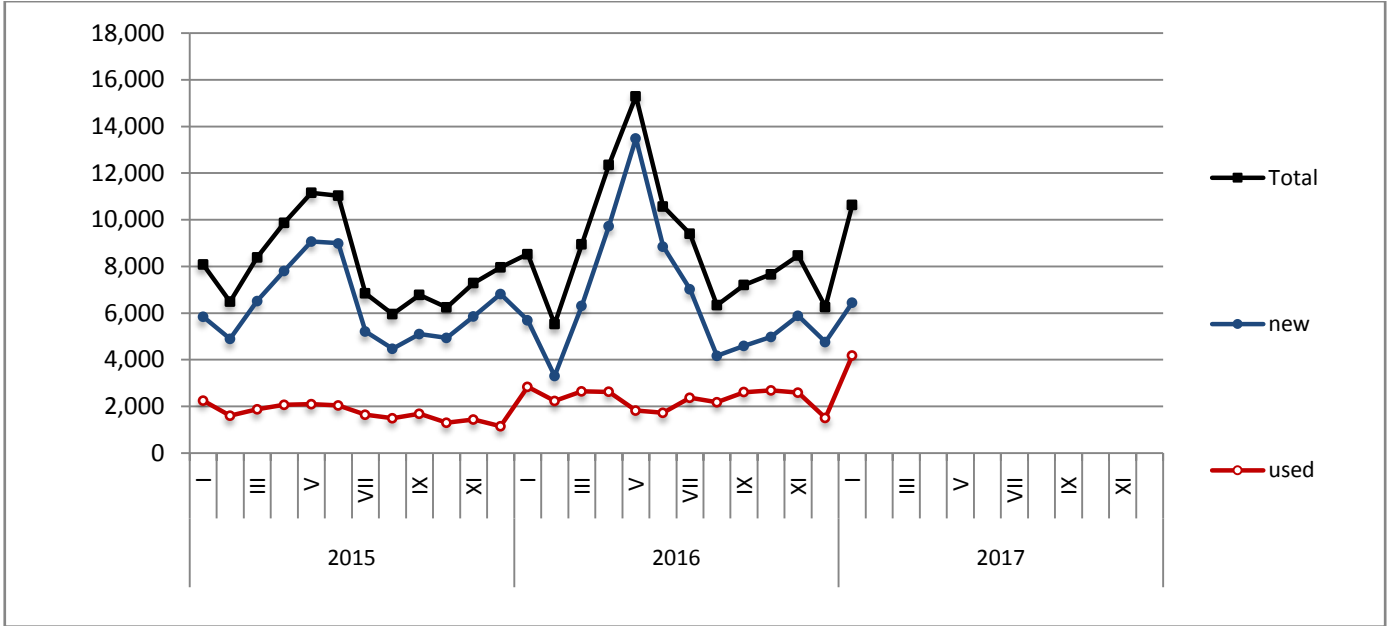
Table 1. Road motor vehicles, both new and used, put into circulation for the first time in Greece: January 2015 - 2017

Category of Road Motor Vehicles	January									Μεταβολή (%)					
	2015			2016			2017			2016/2015			2017/2016		
	Total	New	Used	Total	New	Used	Total	New	Used	Total	New	Used	Total	New	Used
Greece, total															
Road Motor Vehicles,total	12,230	8,356	3,874	12,378	7,821	4,557	14,159	8,061	6,098	1.2%	-6.4%	17.6%	14.4%	3.1%	33.8%
1. Road motor cars	10,289	6,528	3,761	10,665	6,248	4,417	13,096	7,146	5,950	3.7%	-4.3%	17.4%	22.8%	14.4%	34.7%
Passenger Cars	8,091	5,838	2,253	8,533	5,689	2,844	10,640	6,451	4,189	5.5%	-2.6%	26.2%	24.7%	13.4%	47.3%
Buses	43	7	36	80	8	72	96	6	90	86.0%	14.3%	100.0%	20.0%	-25.0%	25.0%
Lorries	2,155	683	1,472	2,052	551	1,501	2,360	689	1,671	-4.8%	-19.3%	2.0%	15.0%	25.0%	11.3%
2. Motorcycles > 50 cc	1,941	1,828	113	1,713	1,573	140	1,063	915	148	-11.7%	-13.9%	23.9%	-37.9%	-41.8%	5.7%
Prefecture of Attica															
Road Motor Vehicles,total	5,929	4,990	939	5,902	4,674	1,228	7,008	5,235	1,773	-0.5%	-6.3%	30.8%	18.7%	12.0%	44.4%
1. Road motor cars	4,911	4,006	905	4,975	3,775	1,200	6,422	4,679	1,743	1.3%	-5.8%	32.6%	29.1%	23.9%	45.3%
Passenger Cars	4,325	3,648	677	4,478	3,535	943	5,721	4,296	1,425	3.5%	-3.1%	39.3%	27.8%	21.5%	51.1%
Buses	9	1	8	25	2	23	23	2	21	177.8%	100.0%	187.5%	-8.0%	0.0%	-8.7%
Lorries	577	357	220	472	238	234	678	381	297	-18.2%	-33.3%	6.4%	43.6%	60.1%	26.9%
2. Motorcycles > 50 cc	1,018	984	34	927	899	28	586	556	30	-8.9%	-8.6%	-17.6%	-36.8%	-38.2%	7.1%

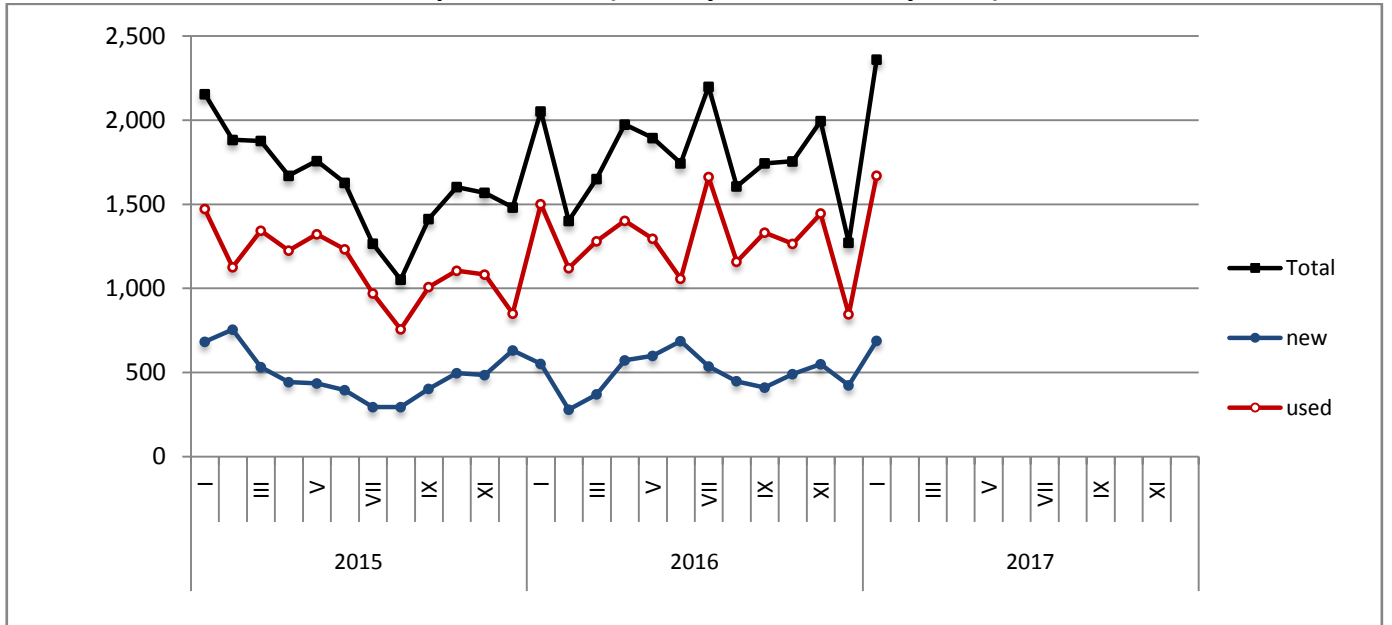
Table 2. Road motor vehicles, both new and used, put into circulation for the first time in Greece: February 2015- January 2017

Category of Road Motor Vehicles	Average Feb. 2015 - Jan 2016			Average Feb. 2016 - Jan 2017			Change (%)		
							Average Feb. 2016 - Jan 2017 / Average Feb. 2015 - Jan 2016		
	Total	New	Used	Total	New	Used	Total	New	Used
Greece, total									
Road Motor Vehicles,total	12,744	9,619	3,125	14,566	10,551	4,015	14.3%	9.7%	28.5%
1. Road motor cars	9,712	6,766	2,946	10,945	7,149	3,796	12.7%	5.7%	28.9%
Passenger Cars	8,049	6,279	1,770	9,060	6,629	2,431	12.6%	5.6%	37.3%
Buses	59	10	49	86	16	70	45.8%	60.0%	42.9%
Lorries	1,604	477	1,127	1,799	504	1,295	12.2%	5.7%	14.9%
2. Motorcycles > 50 cc	3,032	2,853	179	3,621	3,402	219	19.4%	19.2%	22.3%

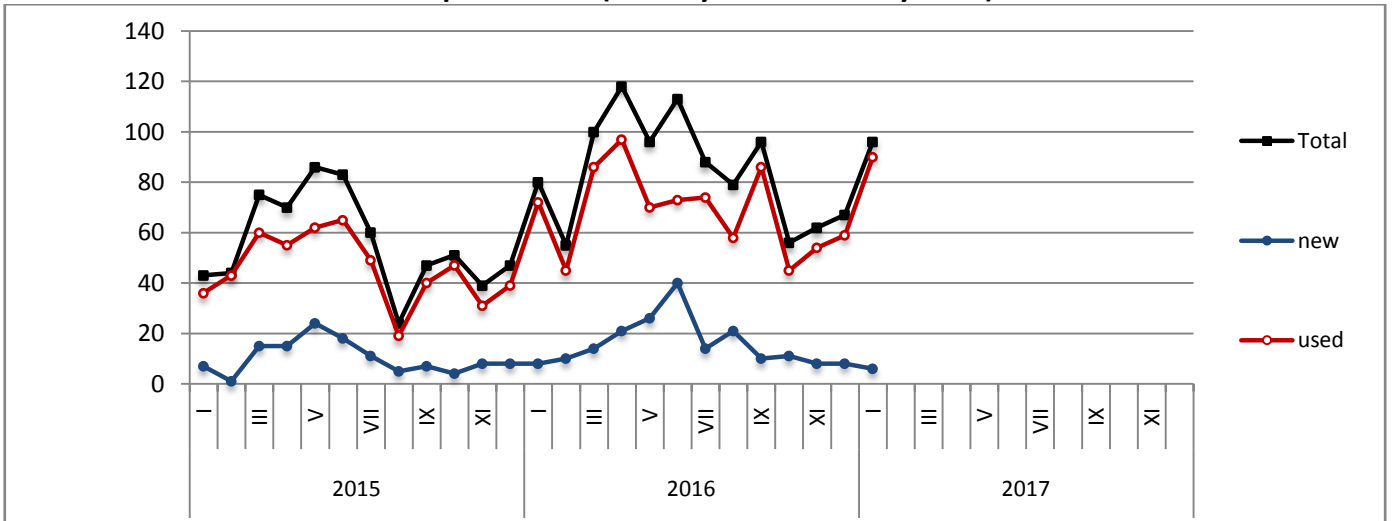
Graph 1. Passenger Cars (January 2015 - January 2017)



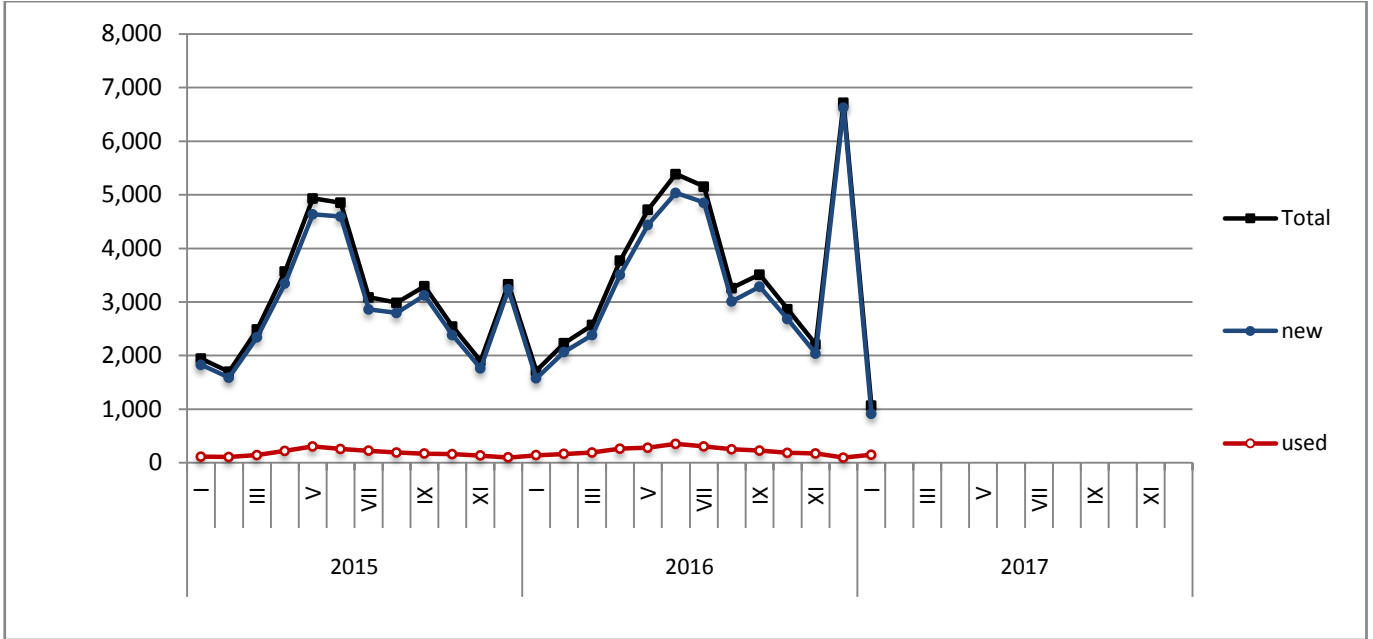
Graph 2. Lorries (January 2015 - January 2017)



Graph 3. Buses (January 2015 - January 2017)



Graph 4. Motorcycles (January 2015 - January 2017)



Graph 5. New Registrations of Motor Vehicles (January 2017)

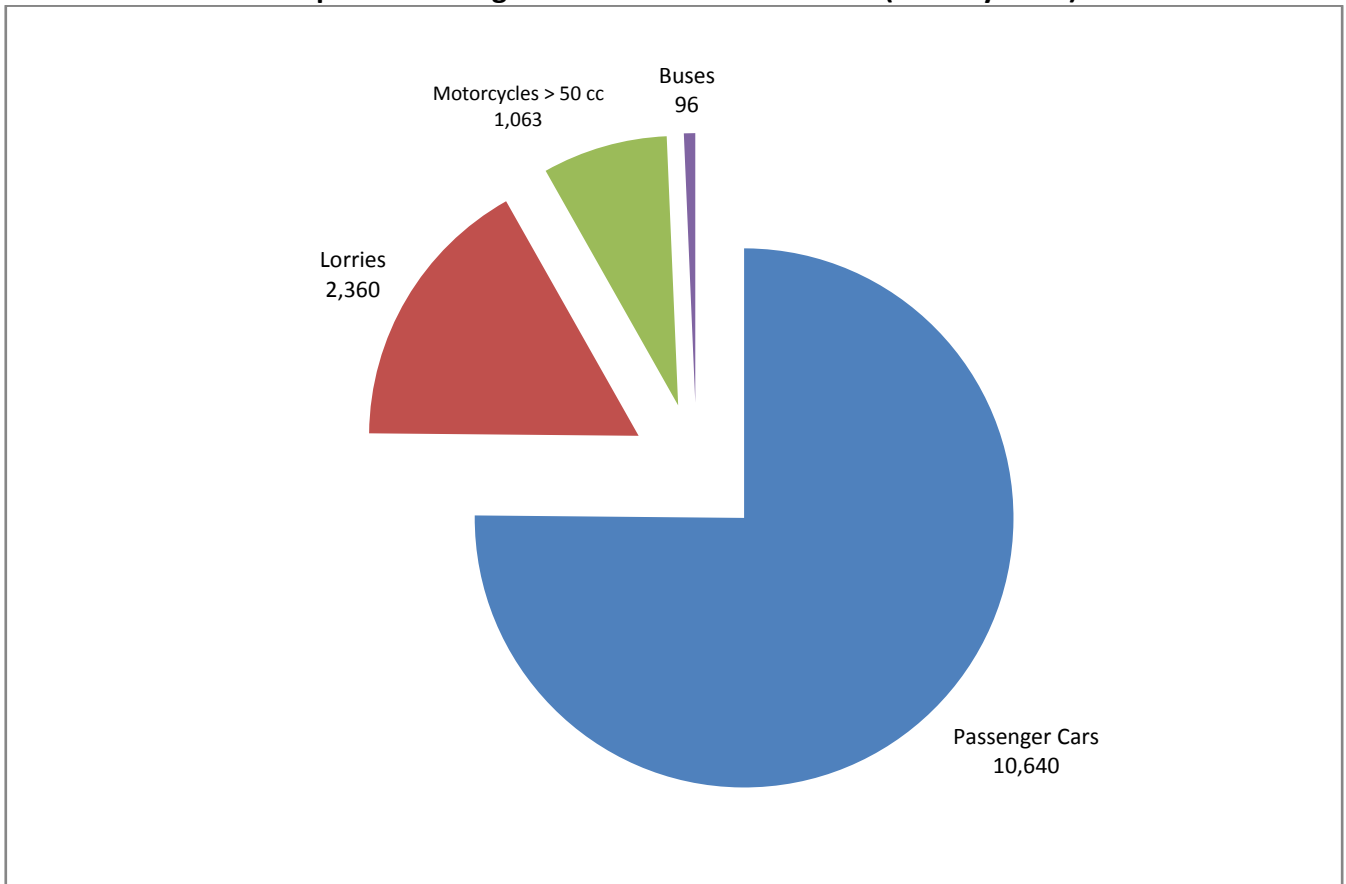


Table 3. Sales of new and used passenger cars by make: January 2017

Make	Passenger cars	
	January	
	new	used
ALFA ROMEO	40	15
AUDI	308	50
BMW	138	63
CHEVROLET	-	30
CITROEN	229	212
DACIA	38	21
DAEWOO	-	2
DAIHATSU	-	30
DETHLEFFS	-	15
FERRARI	-	1
FIAT	346	314
FORD	246	335
HONDA	47	35
HYUNDAI	218	114
ISUZU	-	1
JAGUAR	1	1
JEEP	67	4
KIA	84	34
LANCIA	3	16
LAND ROVER	8	13
LEXUS	5	2
MAZDA	46	34
MERCEDES	337	144
MINI	61	25
MITSUBISHI	12	57
NISSAN	450	179
OPEL	438	657
PEUGEOT	498	202
PORSCHE	8	5
RANGE ROVER	1	-
RENAULT	296	172
SAAB	-	3
SEA / MOBILVETT	-	1
SEAT	51	36
SKODA	239	67
SMART	20	201
SSANGYONG	4	-
SUBARU	5	3
SUZUKI	451	158
TOYOTA	985	714
VOLKSWAGEN	663	207
VOLVO	108	16
TOTAL	6,451	4,189

Graph 6. Sales of new passenger cars by make (January 2017)

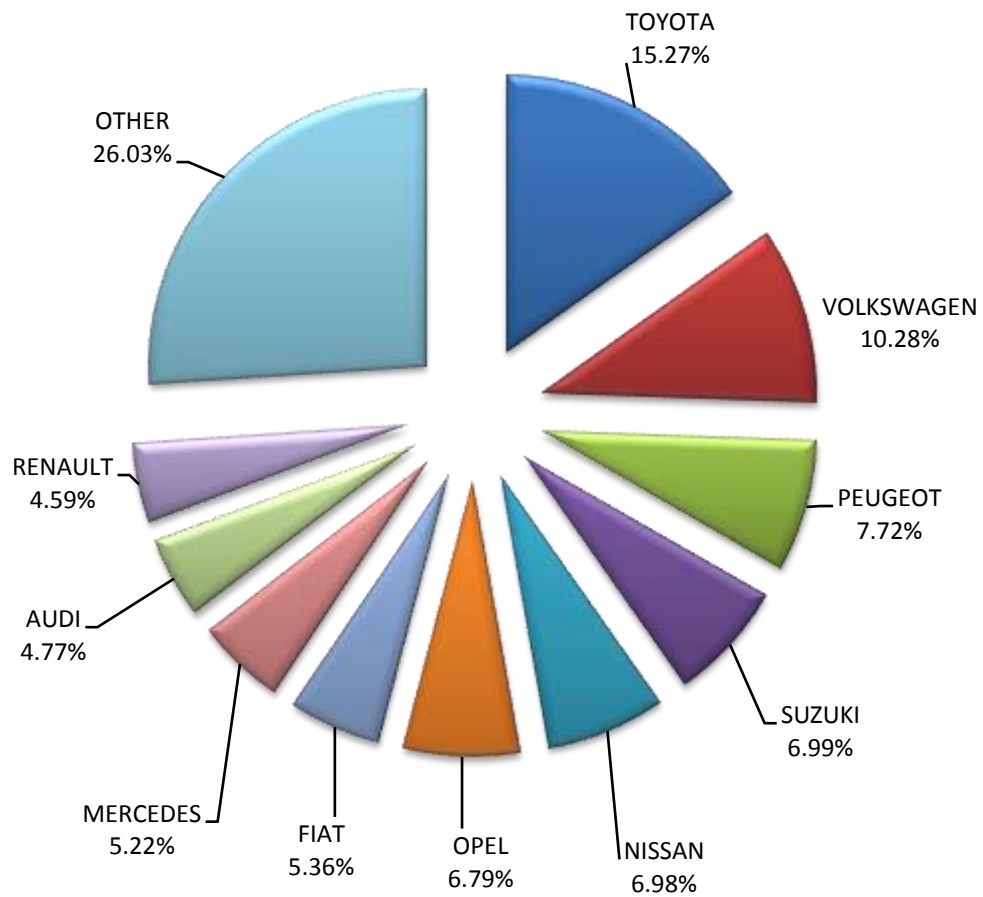


Table 4. Sales of new and used lorries by make: January 2017

Make	Lorries	
	January	
	new	used
CHEVROLET	-	1
CITROEN	22	59
DACIA	-	3
DAF	3	24
DAF DYNA TRAILERS S.A.	1	-
DAF ΝΤΟΥΝΑΣ ΘΕΟΧΑΡΗΣ	1	-
DAF ΤΑΞΙΑΡΧΟΥ	1	-
FAUN	-	1
FIAT	67	203
FIAT-IVECO	-	6
FORD	100	190
HYUNDAI	-	9
ISUZU	18	21
ISUZU A. KAOUSSIS SA	2	-
IVECO	2	15
IVECO A. KAOUSSIS SA	2	-
IVECO DYNA TRAILERS S.A.	1	-
IVECO MAGIRUS	-	1
KIA	-	1
MAN	1	64
MAN ΕΥΓΕΝΕΙΑΔΟΥ ΜΑΡΙΑ & ΣΙΑ Ο.Ε.	1	-
MAN ΤΑΞΙΑΡΧΟΥ	1	-
MAZDA	-	27
MERCEDES	22	308
MERCEDES A. KAOUSSIS SA	15	-
MERCEDES DYNA TRAILERS S.A.	2	-
MERCEDES ΘΕΟΧΑΡΗΣ ΝΤΟΥΝΑΣ	1	-
MITSUBISHI	30	72
MITSUBISHI A. KAOUSSIS SA	2	-
NISSAN	76	136
OAF	-	1
OPEL	14	115
PEUGEOT	100	48
PFAU	-	1
PIAGGIO	-	3
RELIANT	-	1
RENAULT	1	104
SAAB SCANIA	-	1
SCANIA	2	35
SCHMITZ CARGOBU	1	-
SEAT	-	3
SKODA	-	10
TOYOTA	161	65
VOLKS WAGEN	36	78
VOLVO	1	65
VOLVO ΕΥΣΤΑΘΙΟΣ ΖΥΓΟΥΡΗΣ & ΣΙΑ ΕΒΕ	2	-
TOTAL	689	1,671

Graph 7. Sales of new lorries by make (January 2017)

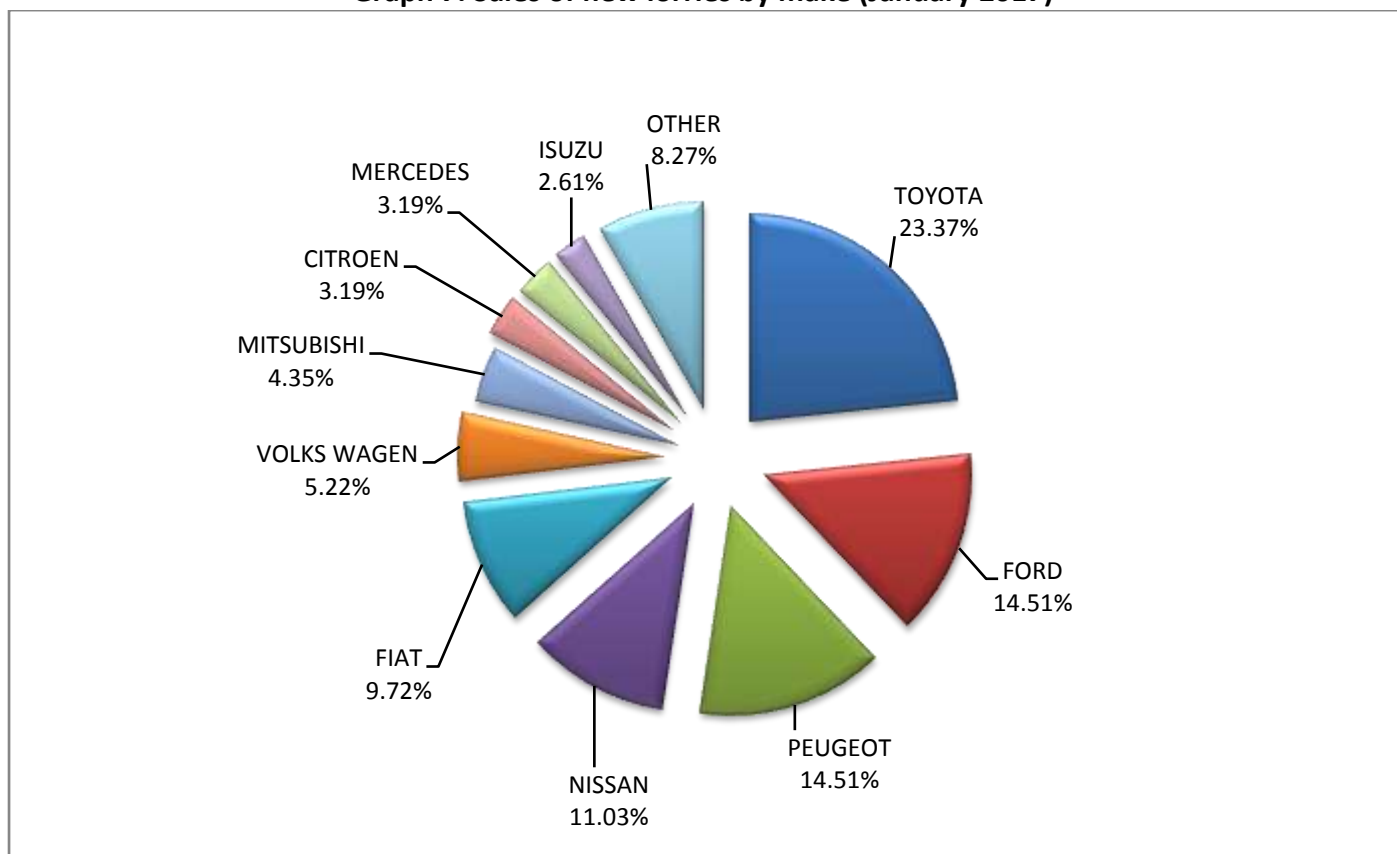


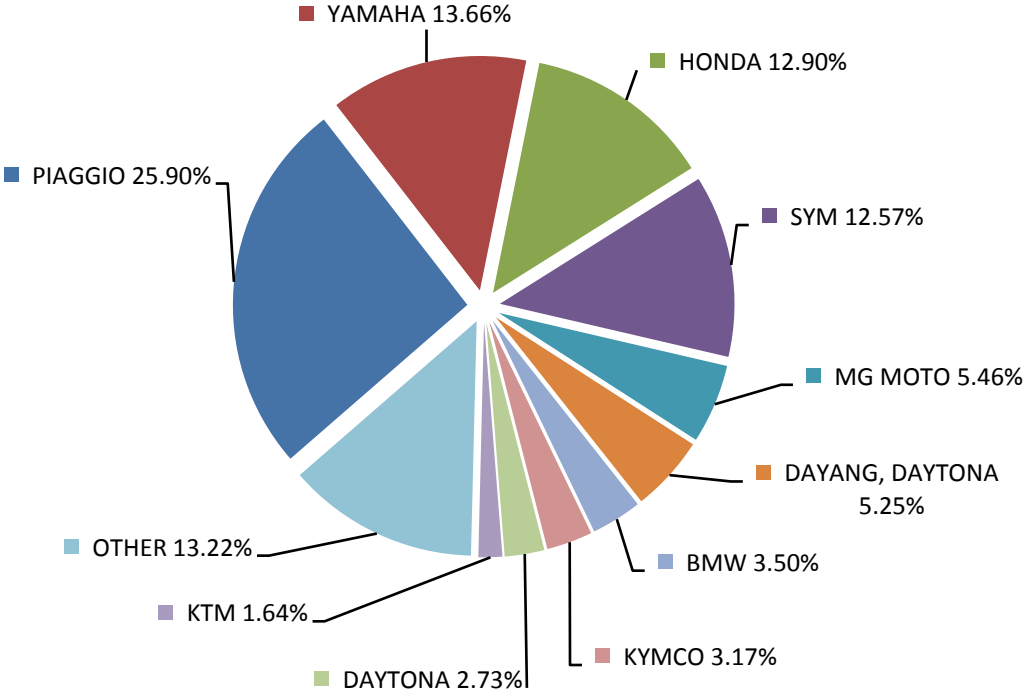
Table 5. Sales of new and used buses by make: January 2017

Make	Buses	
	January	
	new	used
BOVA	-	7
FORD	-	2
IRISBUS	-	2
MAN	-	14
MAN/NEOPLAN	1	-
MERCEDES	-	49
MERCEDES GIANNOPOYLOS S.A	1	-
MERCEDES NIKAS	1	-
NEOPLAN	-	5
OTOKAR	1	-
SCANIA	-	4
SETRA	2	2
TEMSA	-	2
VAN HOOL	-	1
VOLKSWAGEN	-	2
TOTAL	6	90

Table 6. Sales of new and used motorcycles by make or manufacturer: January 2017

Make	Motorcycles	
	January	
	new	used
AEON MOTOR	-	1
APRILIA	3	6
BETA	1	-
BMW	32	8
BOMBARDIER RECREATIONAL PRODUCTS ING (BRP)	4	2
BRIXTON	1	-
BUELL	1	-
CHONGQING LIFAN	1	-
DAELIM	4	3
DAYANG, DAYTONA	48	1
DAYTONA	25	-
DERBI	1	-
DUCATI	6	1
EAGLE MOTORSPORTS	1	-
GILERA	1	-
GOUPIL	-	1
HARLEY DAVIDSON	2	2
HONDA	118	37
HUSQVARNA	1	1
INDIAN MOTORCYC	1	-
JIAJUE,JINDING,LANYING,DHS,MIROMOTO,ALPHAMOTO,SPRINT,Q	1	-
JIALING, MOTORAN, TRAXX, SPADA, SKYWING, SPD, ASUS, RACING	1	-
JIANSHE	2	-
JIANSHE,GEMINI	1	-
JINLANG, ZIPP, HORS, IVA, Ariic, figuretta motorcycles fat boy, btc	3	-
JMQQ, QINGQI, PIONEER, SNOWWOLF, POLESTAR, CLEVELAND CYCL	1	-
JMSTAR, SHENKE, HUIBANG, JONWAY, MOTORAN, MINELLI, LAPO	1	-
KAWASAKI	14	5
KL	7	-
KTM	15	2
KWANG YANG	-	2
KYMCO	29	12
LIFAN, SKYGO, HONLEI, BISAN-LIFAN, TRUVA, SALCANO, YUKI, RAM	11	-
MALAGUTI	-	1
MG MOTO	50	-
MINSK, ZONGSHEN, IRIBIS, MONDIAL, LEXMOTO, JUNAK, HONLEY	1	-
MODENAS	6	-
MOTO GUZZI	3	-
MOTO S.P.A	1	-
MV AGUSTA	1	-
MZ MOTORRAD	-	1
NACIONAL MOTOR	-	1
NIPPONIA	2	-
PEUGEOT	6	1
PIAGGIO	237	13
PIAGGIO, APRILIA	1	-
POLARIS	1	1
QJ, QJIANG, KEEWAY, LEONE, KUBA, RKS, GENERIC, EXPLORER, RII	3	-
SHANYANG	1	2
SHINERAY	2	-
SKYTEAM, SACIN, METALCO, SOKUDO, BAZUKA, MINICO, MOTOS	1	-
SUZUKI	4	8
SYM	115	1
TGB	-	1
TIANMA, FASPIDER, GARELLI	1	-
TIANYING, RIYA, QISHENG, YAMAKOYO, HONGLING, ZIPP, TOROS,	1	-
TRIUMPH	9	1
XGJAO	2	-
XGJAO, YUAN , SKYJET, KAISAR	1	-
XINYANG	1	-
YAMAHA	125	33
YIBEN, MEIDUO, VONROAD, WUBEN, NIM	1	-
YINXIANG, KENBO	1	-
ZONGSHEN, ZIPSTAR, ZEALSUN, KENTO	1	-
TOTAL	915	148

Graph 8. Sales of new motorcycles by make (January 2017)



EXPLANATORY NOTES

Survey on the issuing of new road motor vehicle circulation licenses The survey on the issuing of new motor vehicle circulation licenses is a census survey. The released data give information, at country level, on the brand and type of the motor vehicle, as well as whether it is new or used. The survey does not include vehicles that move on rails, trolley busses, agricultural tractors and machinery. In addition, the following are excluded: all motor vehicles of the Armed Forces, Police, Fire Brigade, State Services, Diplomatic Corps, Foreign Missions, and Invalids of Wars, as well as motorcycles with a cylinder capacity less than 50 cc.

Legal basis Law 3832/2010

Reference Period January 2017

Coverage The production of monthly data is based on the registers held by the Ministry of Infrastructure, Transport and Networks, which records all the monthly changes observed in the vehicle registration licenses at country level.

Definitions **Road motor vehicle** is any vehicle that, irrespective of the number of wheels, is moved by an engine and is designed to transport persons or cargo or both of them, either they are on the same single vehicle or on a trailer carried by the main motor vehicle.

New road motor vehicle is any motor vehicle that is registered for the first time in Greece during the reference month and has not been put into circulation in any other country.

Used motor vehicle is any motor vehicle that is registered for the first time in Greece and has been imported as a used one from abroad

Passenger motor vehicle: it is a motor vehicle designed to carry mostly people, having no more than 9 seats, including the driver's seat.

Bus: it is a motor vehicle, which is designed to carry mostly people, having more than 10 seats, including the driver's seat. (In the corresponding tables of this Press Release, this category also includes articulated buses.)

Lorry: it is motor vehicle designed to carry mostly cargo. (In the corresponding tables of this Press Release, this category also includes tractors, tow trucks, articulated tractors, and trucks with trailers).

Motorcycle: any two-wheeled motor vehicle, with or without sidecar, with maximum authorized design speed over 45 km/h, or in case it is powered by a combustion engine, with a cylinder capacity of 50 cc or over (In the corresponding tables of this Press Release, this category also includes the three-wheeled motor vehicles – motor tricycles).

Tricycle motor vehicle: it is a motor vehicle with three symmetrical wheels with maximum authorized design speed over 45 km/h, or in case it is powered by a combustion engine, with a cylinder capacity over the 50 cc. This category also includes four-wheel vehicles, except the light four-wheel motorcycles, whose empty vehicle tare (excluding the weight of the fuel or mixture of fuel-oil or the weight of the batteries for electric cars) is up to 400 kg in the case the vehicle is designed for passenger use or up to 550 kg in case the vehicle is designed to carry cargo and whose engine is up to 15KW.

Methodology Exhaustive Survey. The primary data derive from the Ministry of Infrastructure, Transport and Networks and are based on the issuing of new circulation licenses as they are registered by the Regional Offices for Transport and Communications.

References More information (graphs, tables) concerning the survey on the issuing of new motor vehicle circulation licenses are available on the webpage of ELSTAT, www.statistics.gr, under the link <http://www.statistics.gr/en/statistics/-/publication/SME18/>