



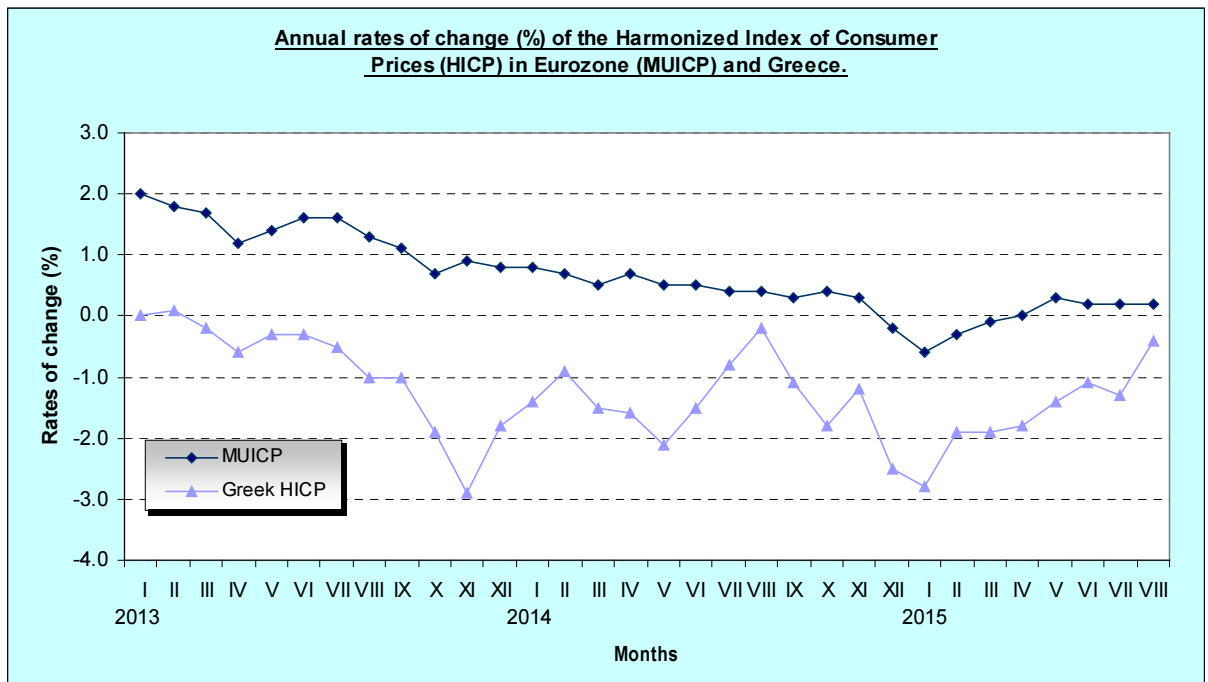
PRESS RELEASE

HARMONIZED INDEX OF CONSUMER PRICES: August 2015 (2005=100.0)

The Harmonized Index of Consumer Prices (HICP) in August 2015 compared with August 2014 decreased by 0.4%. In August 2014, the annual rate of change of the HICP was -0.2% (Tables 1,2).

The HICP in August 2015 compared with July 2015 decreased by 0.2%. In August 2014, the monthly rate of change was -1.1%. (Table 2).

In the twelve-month period from September 2014 to August 2015 compared with the period from September 2013 to August 2014 the annual average rate of change of the HICP was -1.6%. The previous year, in the corresponding twelve - month period, the annual average rate of change of the HICP was -1.5% (Tables 2,3).



Information:

Economic and
Short-Term
Indicators Division

Argiro Kourtaki

Tel:0030 213
1352722
Fax:0030
2131352724

cpi@statistics.gr

Note: MUICP August 2015, provisional data.

Table 1
Harmonized Index of Consumer Prices – August 2015
(2005=100.0)

HICP and main groups	Weights(%) (2015)	Indices			Annual rate of change (%)	
		August			August	
		2013	2014	2015	2014/2013	2015/2014
HICP (Overall index)	1000.00	119.00	118.72	118.26	-0.2	-0.4
1. Food and non-Alcoholic Beverages	211.88	118.11	115.47	120.03	-2.2	3.9
2. Alcoholic Beverages and Tobacco	53.69	156.33	159.01	162.88	1.7	2.4
3. Clothing and Footwear	43.07	90.73	88.45	83.92	-2.5	-5.1
4. Housing	111.33	155.77	153.20	140.91	-1.6	-8.0
5. Household Equipment	43.44	99.02	97.46	97.38	-1.6	-0.1
6. Health	53.73	110.65	109.75	110.21	-0.8	0.4
7. Transport	134.99	132.42	132.36	132.64	0.0	0.2
8. Communication	44.67	93.10	93.19	93.17	0.1	0.0
9. Recreation and Culture	46.02	104.14	102.27	100.03	-1.8	-2.2
10. Education	26.25	113.31	108.81	105.39	-4.0	-3.1
11. Hotels. Cafés and Restaurants	156.06	118.62	117.79	120.95	-0.7	2.7
12. Miscellaneous Goods and Services	74.87	112.86	109.99	107.27	-2.5	-2.5

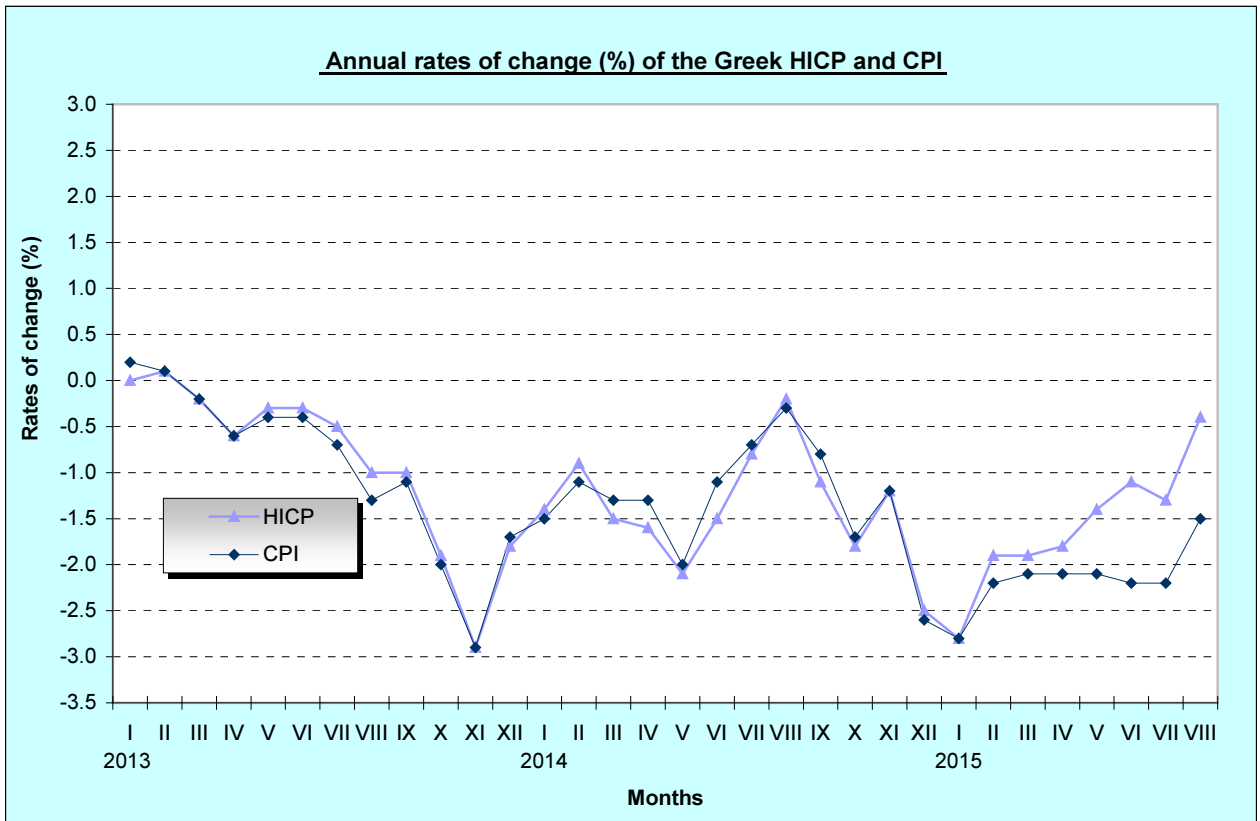
Table 2
Monthly evolution and rates of change of HICP (Overall Index)
(2005=100.0)

Months	Indices			Monthly rate of change (%)			Annual rate of change (%)		Annual average rate of change (%)	
	2013	2014	2015	2013	2014	2015	2014/2013	2015/2014	2014/2013	2015/2014
January	121.69	119.99	116.68	-1.4	-0.9	-1.2	-1.4	-2.8	-1.0	-1.5
February	119.73	118.70	116.43	-1.6	-1.1	-0.2	-0.9	-1.9	-1.1	-1.6
March	122.72	120.89	118.64	2.5	1.8	1.9	-1.5	-1.9	-1.2	-1.6
April	123.29	121.34	119.14	0.5	0.4	0.4	-1.6	-1.8	-1.2	-1.6
May	123.24	120.61	118.89	0.0	-0.6	-0.2	-2.1	-1.4	-1.4	-1.6
June	123.05	121.25	119.92	-0.2	0.5	0.9	-1.5	-1.1	-1.5	-1.6
July	121.04	120.02	118.51	-1.6	-1.0	-1.2	-0.8	-1.3	-1.5	-1.6
August	119.00	118.72	118.26	-1.7	-1.1	-0.2	-0.2	-0.4	-1.5	-1.6
September	121.94	120.59		2.5	1.6		-1.1		-1.5	
October	121.74	119.55		-0.2	-0.9		-1.8		-1.5	
November	120.16	118.70		-1.3	-0.7		-1.2		-1.3	
December	121.14	118.07		0.8	-0.5		-2.5		-1.4	
Annual average index	121.56	119.87							-1.4	

Table 3
Comparison between HICP and CPI
HICP (2005=100.0) CPI (2009=100.0)

Year and month	HICP	Annual rate of change (%)	Annual average rate of change (%)	CPI	Annual rate of change (%)	Annual average rate of change (%)
2012 : 1	121.64	2.1	2.9	108.75	2.3	3.1
2	119.56	1.7	2.7	107.10	2.1	2.9
3	123.02	1.4	2.4	110.13	1.7	2.7
4	124.03	1.5	2.3	111.07	1.9	2.5
5	123.60	0.9	2.1	110.71	1.4	2.3
6	123.36	1.0	1.9	110.37	1.3	2.2
7	121.60	0.9	1.8	108.88	1.3	2.1
8	120.17	1.2	1.8	107.78	1.7	2.1
9	123.18	0.3	1.6	110.44	0.9	1.9
10	124.09	0.9	1.4	111.34	1.6	1.8
11	123.70	0.4	1.2	110.80	1.0	1.6
12	123.38	0.3	1.0	110.51	0.8	1.5
2013 : 1	121.69	0.0	0.9	108.97	0.2	1.3
2	119.73	0.1	0.7	107.17	0.1	1.2
3	122.72	-0.2	0.6	109.90	-0.2	1.0
4	123.29	-0.6	0.4	110.41	-0.6	0.8
5	123.24	-0.3	0.3	110.21	-0.4	0.6
6	123.05	-0.3	0.2	109.95	-0.4	0.5
7	121.04	-0.5	0.1	108.13	-0.7	0.3
8	119.00	-1.0	-0.1	106.41	-1.3	0.1
9	121.94	-1.0	-0.2	109.20	-1.1	-0.1
10	121.74	-1.9	-0.4	109.13	-2.0	-0.4
11	120.16	-2.9	-0.7	107.64	-2.9	-0.7
12	121.14	-1.8	-0.9	108.62	-1.7	-0.9
2014 : 1	119.99	-1.4	-1.0	107.37	-1.5	-1.1
2	118.70	-0.9	-1.1	105.94	-1.1	-1.2
3	120.89	-1.5	-1.2	108.42	-1.3	-1.3
4	121.34	-1.6	-1.2	108.92	-1.3	-1.3
5	120.61	-2.1	-1.4	108.05	-2.0	-1.4
6	121.25	-1.5	-1.5	108.75	-1.1	-1.5
7	120.02	-0.8	-1.5	107.40	-0.7	-1.5
8	118.72	-0.2	-1.5	106.09	-0.3	-1.4
9	120.59	-1.1	-1.5	108.29	-0.8	-1.4
10	119.55	-1.8	-1.5	107.30	-1.7	-1.4
11	118.70	-1.2	-1.3	106.30	-1.2	-1.2
12	118.07	-2.5	-1.4	105.79	-2.6	-1.3
2015 : 1	116.68	-2.8	-1.5	104.32	-2.8	-1.4
2	116.43	-1.9	-1.6	103.65	-2.2	-1.5
3	118.64	-1.9	-1.6	106.10	-2.1	-1.6
4	119.14	-1.8	-1.6	106.63	-2.1	-1.6
5	118.89	-1.4	-1.6	105.73	-2.1	-1.7
6	119.92	-1.1	-1.6	106.40	-2.2	-1.7
7	118.51	-1.3	-1.6	105.00	-2.2	-1.9
8	118.26	-0.4	-1.6	104.54	-1.5	-2.0

DIAGRAM



METHODOLOGICAL NOTES

Generally	The Harmonized Index of Consumer Prices (HICP), together with the national CPI have being compiled in Greece by the Hellenic Statistical Authority (ELSTAT), since 1996.
Purpose and use of the HICPs	<p>The Harmonized Indices of Consumer Prices (HICPs) are compiled by the Member States of E.U. in accordance with EC Regulations, in order to provide comparable data for the international inflation comparisons and, in particular, for the assessment of the convergence criterion, of price stability, in the frame of the European Monetary Union (EMU) requirements.</p> <p>The HICPs are the basis for compiling the European Index of Consumer Prices (EICP) and the Monetary Union Index of Consumer Prices (MUICP), which provide the official measures of inflation in the EU28 and the Euro-zone (19 Member States), respectively.</p> <p>It should be noted that the HICP is not a cost of living index and it is not applied by a country for domestic use such as indexation or wage bargaining also it is not intended to replace the national Consumer Price Index.</p>
Legal frame	The Harmonized Indices of Consumer Prices are compiled by the Member States in the frame of the basic Council Regulation (EC) No 2494/95 "for the establishment of Harmonized Indices of Consumer Prices" and of other 19 Council and Commission EC Regulations, which lay down particular implementation measures governing the compilation of HICPs.
Reference period	Month
Base year	2005=100.0, according to (EC) Council Regulation No 1708/05.
Characteristics of the HICPs	<p>The characteristic of the HICPs is that they must be compiled according to several technical measures, as these are defined in the above EC Regulations.</p> <p>The main technical measures are the use of a common classification of the items (COICOP5/HICP), the selection of the computation formula for the individual indices, the geographical and population coverage of the whole of the country, the item coverage and compilation of specific sub-indices, the minimum standards for price collection and sampling, the adjustments due to quality differences of items, the common treatment of tariffs of Public Utility Services, the common base year (2005=100.0) and retrospective calculations of the indices data from January 1996 onwards.</p>
Geographical and population coverage of the HICPs	The geographical and population coverage of the HICPs is defined by the Council Regulation (EC) No 1688/98, which specifies that the HICP of each Member State should cover all final monetary consumption expenditure which takes place in the economic territory of the Member State.
Classification of items	The classification of items (goods and services) that are included in the index is based on the international classification COICOP (Classification of Individual consumption by Purpose) and, in particular, as this has been adapted to the needs of the HICPs of the EU Member States, thus creating the COICOP5/HICP classification.
Weights of items	<p>The weights of the items of the HICPs are derived on the basis of the consumption expenditure, which takes place in the economic territory of each Member State independently of the consumer category (private households, individuals living in institutions, foreign visitors).</p> <p>Consequently, the expenditures used for the calculation of the weights of the items entered into the computation of the HICP include the expenditures of private households, the expenditures of foreign visitors and the expenditures of individuals living in collective households, while the expenditures of residents whilst in a foreign country are excluded.</p> <p>The sources of the expenditure data used for the calculation of the weights of items of HICP are the National Accounts and the Household Budget Survey (HBS) as provided from Regulation 1114/2010.</p> <p>The weights of the items are updated every January by using the prices of the previous December.</p>
Collected prices	The prices used for the computation of the HICPs are the prices actually faced by households to purchase goods and services in their monetary transactions.

Comparison between the national CPI and the Greek HICP

There are similarities and differences between the national CPI and the Greek HICP.

The main similarities between the two indices are the following:

- Same geographic coverage, given that both indices refer to the whole country.
- Same price collection cities.
- Same item coverage.
- Use of the same classification of items (COICOP5/HICP).
- Same outlets for the price collection.
- Same frequency of price collection
- Same price data.
- Same method of the time series calculation (chain linking)
- Use of the same formula for the computation of the individual indices for the price collection cities (geometric mean).
- Same treatment of the seasonality of items and of reduced and missing prices.
- Same dates of release of the indices.
- Annual updating of the weights and price updating of them to previous December prices.

The main differences between the two indices are the following:

- The HICP reference year is 2005=100.0 and CPI 2009=100.0.
- The HICP covers all consumption expenditure, which take place on the economic territory of Greece independently of the consumer (permanent and non permanent residents), while the national CPI covers only the consumption expenditure of private households which take place on the economic territory of the country and abroad.
- The HICP weights of the items are calculated based on data of the National Accounts and HBS data and CPI calculated using HBS data.

Publication of data

The HICP data are released each month in the anticipated press release, on dates pre-defined from the previous year. These data with base year 2005=100.0 have being published since February 2006 with first reference month January 2006. The time series of the index with base year 2005=100.0 starts in January 1996.

References

More information about the methodology concerning the compilation and calculation of the index and for the time series is available on the ELSTAT website (www.statistics.gr).

ANNEX

Harmonised index of consumer prices at constant tax rates

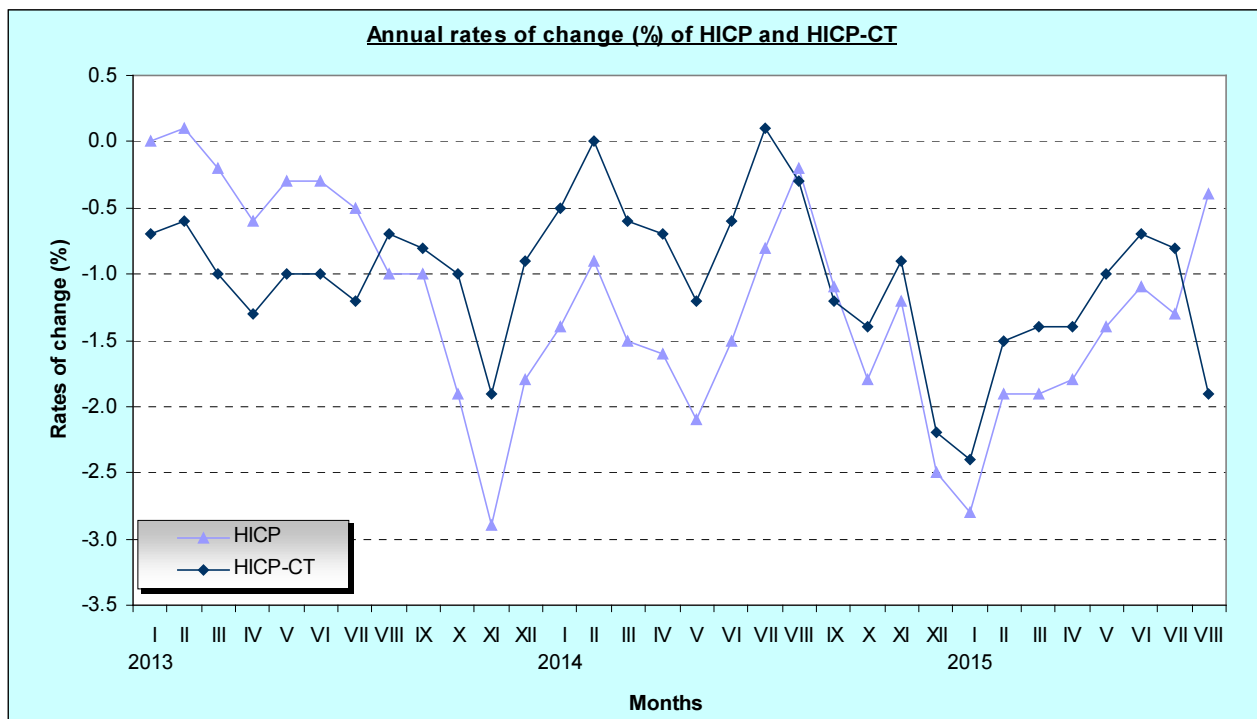
August 2015

The Harmonized Index of consumer prices at constant tax rates (HICP-CT) in August 2015 compared with August 2014 decreased by 1.9%. In August 2014, the annual rate of change of the HICP-CT was -0.3%.

The HICP-CT in August 2015 compared with July 2015, decreased by 2.2%. In August 2014, the monthly rate of change of the HICP-CT was -1.1%.

Monthly evolution and rates of change of HICP-CT (2005=100.0)

Months	Indices			Monthly rate of change (%)			Annual rate of change (%)		Annual average rate of change (%)	
	2013	2014	2015	2013	2014	2015	2014/2013	2015/2014	2014/2013	2015/2014
January	113.20	112.69	109.98	-1.4	-1.0	-1.2	-0.5	-2.4	-1.0	-1.0
February	111.37	111.40	109.75	-1.6	-1.1	-0.2	0.0	-1.5	-0.9	-1.1
March	114.14	113.46	111.85	2.5	1.8	1.9	-0.6	-1.4	-0.9	-1.1
April	114.67	113.89	112.32	0.5	0.4	0.4	-0.7	-1.4	-0.8	-1.2
May	114.62	113.20	112.08	0.0	-0.6	-0.2	-1.2	-1.0	-0.9	-1.2
June	114.44	113.80	113.03	-0.2	0.5	0.9	-0.6	-0.7	-0.8	-1.2
July	112.57	112.64	111.72	-1.6	-1.0	-1.2	0.1	-0.8	-0.7	-1.3
August	111.79	111.42	109.29	-0.7	-1.1	-2.2	-0.3	-1.9	-0.7	-1.4
September	114.51	113.18		2.4	1.6		-1.2		-0.7	
October	114.33	112.68		-0.2	-0.4		-1.4		-0.8	
November	112.87	111.88		-1.3	-0.7		-0.9		-0.7	
December	113.77	111.29		0.8	-0.5		-2.2		-0.8	
Annual average index	113.52	112.63							-0.8	



METHODOLOGICAL NOTES

General	The Hellenic Statistical Authority (ELSTAT) presents in this annex of the press release for the Harmonized Index of Consumer Prices (HICP), the Harmonized Index of Consumer Prices at constant tax rates (HICP-CT).
Definition	The HICP-CT is an index that measures the changes in consumer prices without the impact of changes on tax rates on products or services during the same period of time. The HICP-CT does not provide an exact measure of the impact of changes on tax rates, but rather an indication for the upper limit of the impact.
Computation	The HICP-CT follows the same computation principles as the HICP, the same goods and services as those covered by the HICP and the same weighting which is applied for the HICP, but it is based on prices at constant tax rates of December of the previous year.
Tax coverage	<p>The taxes considered in the HICP-CT are those directly linked to final consumption.</p> <p>These taxes are:</p> <ul style="list-style-type: none">• VAT• excise duties on alcoholic beverages, tobacco and energy items (petrol, heating oil, natural gas, electricity usage), mobile telephony, vehicles and motor cycles.• taxes such as registration fees on some specific items such as cars.
Differences between HICP and HICP-CT	The difference between the HICP and the HICP-CT growth rates points to the theoretical impact of tax changes on overall HICP inflation, assuming an instantaneous pass-through of tax rate changes on the price paid by the consumer. In principle, all taxes taken into account in the HICP-CT are kept constant.
Legal frame	The Harmonized Index of Consumer Prices at constant tax rates is compiled by the Member States in the frame of the Commission Regulation (EU) No 119/2013 “as regards establishing harmonized indices of consumer prices at constant tax rates”. According to this Regulation the relative data has to be transmitted to Eurostat in a regular monthly base, in parallel with HICP data
Reference period	Monthly
Base year	2005=100.0
Publication of data	The HICP-CT is a monthly index and their relative data series is to be included in the annex of HICP press release on a monthly basis. The release dates of the index are the same predefined release dates of the HICP.