



P R E S S R E L E A S E

**MUSEUMS AND ARCHAEOLOGICAL SITES ATTENDANCE SURVEY
MAY 2016**

The Hellenic Statistical Authority (ELSTAT) announces the results of the Survey on Museums and Archaeological Sites Attendance.

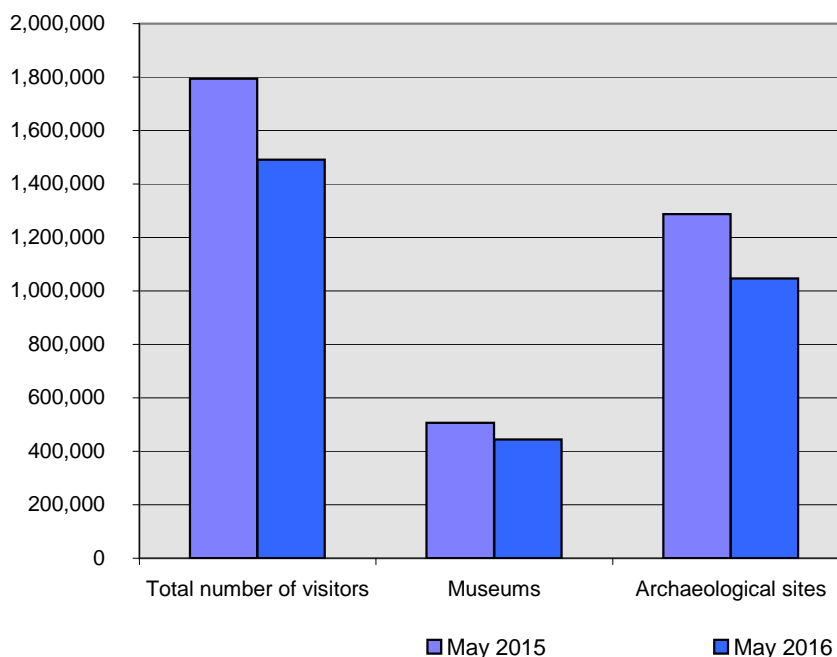
During May 2016, museums experienced a 12.4% decrease in the number of visitors and an 11% increase in the number of free admission visitors. A decrease of 2.6% was recorded in their receipts, in comparison with the corresponding month of 2015.

The number of visitors at archaeological sites, in May 2016, recorded a decrease of 18.7% and 0.3% decrease was observed in the number of free admission visitors. An increase of 63.6% was recorded in their receipts in comparison with the corresponding month of 2015 (Table 1).

During the five month period from January to May 2016, there was a 2.2% decrease in the number of visitors of museums and an increase of 21% in the number of free admission visitors. The corresponding receipts decreased by 1.4% in comparison with the corresponding period of 2015.

As regards archaeological sites, during the five month period from January to May of 2016 a decrease of 6.5% was recorded in the number of visitors and a 25.4% increase was observed in the number of free admission visitors. The corresponding receipts increased by 50.2%, in comparison with the corresponding period of 2015 (Table 2).

**SURVEY ON MUSEUMS AND ARCHAEOLOGICAL SITES
MAY 2016**



Information:
Social Statistics Division
Section of Culture and Sports statistics.
Ar. Pateraki
Tel.: 0030-2131352129
E-mail: ar.pateraki@statistics.gr

**TABLE 1: VISITORS OF MUSEUMS AND ARCHAEOLOGICAL SITES - TOTAL RECEIPTS
(MAY 2015 AND MAY 2016)**

Museums - Archaeological sites	MAY		Change % 2016/2015
	2015	2016	
	NUMBER OF VISITORS ⁽²⁾		
Total number of visitors in Museums and Archaeological sites	1,794,317	1,490,924	-16.9
A, Museums (total)	507,006	444,078	-12.4
Acropolis Museum	167,480	131,675	-21.4
National Archaeological	52,685	47,164	-10.5
Ancient Olympia	16,483	13,749	-16.6
Palace of the Grand Master (Rhodes)	28,470	22,870	-19.7
Herakleion Archaeological (Crete)	22,185	41,593	87.5
Rhodes	9,242	7,131	-22.8
Delphi	26,680	17,798	-33.3
Other museums	183,781	162,098	-11.8
B, Archaeological Sites (total)	1,287,311	1,046,846	-18.7
Epidavros ⁽¹⁾	55,227	41,336	-25.2
The Acropolis of Mycenae & Atreus' Treasure	51,146	38,214	-25.3
The Acropolis of Athens	254,593	183,458	-27.9
Sounio	30,551	25,654	-16.0
The Acropolis of Lindos	64,399	45,976	-28.6
Kameiros (Rhodes)	21,394	16,367	-23.5
Ancient Olympia	51,518	48,004	-6.8
Knossos (Crete)	70,811	69,840	-1.4
Phaistos (Crete)	14,469	10,376	-28.3
Ancient Korinthos ⁽¹⁾	18,709	17,794	-4.9
Mystras ⁽¹⁾	15,139	13,972	-7.7
Delphi	37,236	30,036	-19.3
Other archaeological sites	602,119	505,819	-16.0
	NUMBER OF VISITORS WITH FREE ADMISSION TICKETS		
Total	465,829	484,803	4.1
A, Museums (free admission ticket)	179,120	198,835	11.0
B, Archaeological sites (free admission ticket)	286,709	285,968	-0.3
	RECEIPTS (euros)		
Total	6,930,630.00	10,368,546.00	49.6
A, Museums	1,468,701.00	1,430,368.00	-2.6
B, Archaeological sites	5,461,929.00	8,938,178.00	63.6

(1) Flat rate ticket, valid both for the museum and the archaeological site,

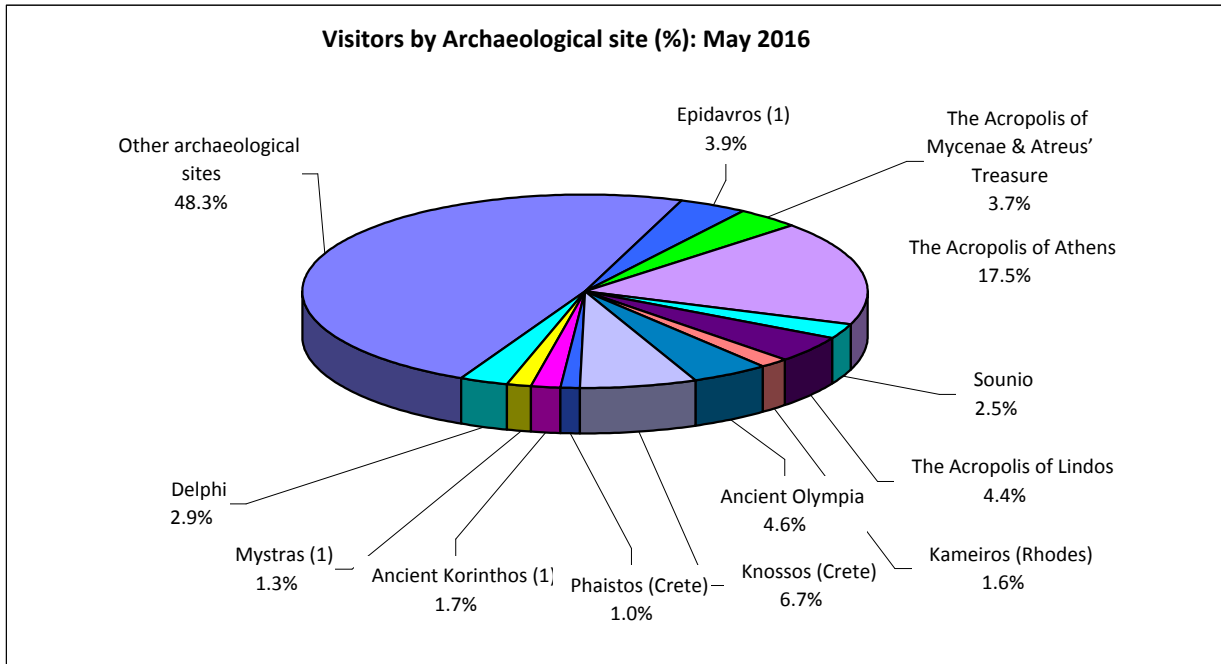
(2) Including also free admission tickets for museums and archaeological sites,

**TABLE 2: VISITORS OF MUSEUMS AND ARCHAEOLOGICAL SITES - TOTAL RECEIPTS
(2014,2015, AND JANUARY- MAY 2015 & 2016)**

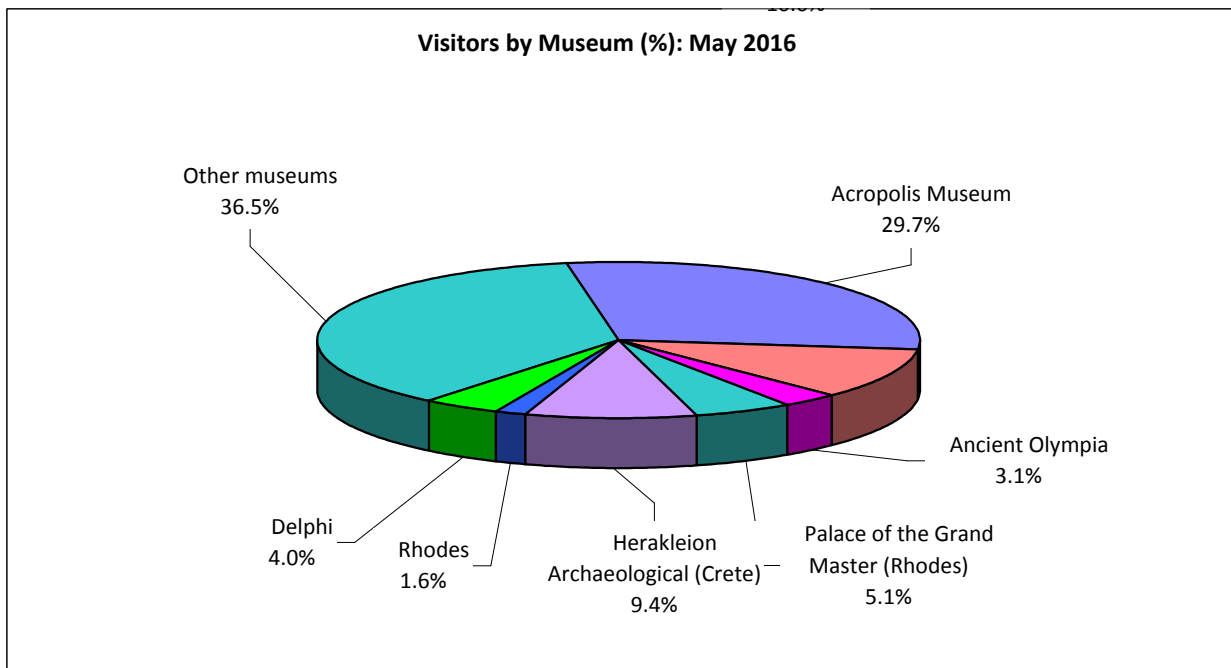
Museums - Archaeological sites	2014	2015	JANUARY- MAY		Change % 2016/2015
			2015	2016	
	NUMBER OF VISITORS				
Total number of visitors	14,107,303	14,725,895	4,517,365	4,292,366	-5.0
A. Museums (total)	4,154,142	4,405,842	1,572,359	1,537,818	-2.2
Acropolis Museum	1,377,409	1,510,615	554,496	493,841	-10.9
National Archaeological	459,115	476,754	184,631	166,329	-9.9
Ancient Olympia	134,976	135,972	55,933	51,726	-7.5
Palace of the Grand Master (Rhodes)	258,906	251,091	45,826	40,071	-12.6
Herakleion Archaeological (Crete)	198,942	201,657	44,890	94,133	109.7
Rhodes	79,878	87,824	15,336	13,386	-12.7
Delphi	190,314	205,369	85,816	66,969	-22.0
Other museums	1,454,602	1,536,560	585,431	611,363	4.4
B. Archaeological sites (total)	9,953,161	10,320,053	2,945,006	2,754,548	-6.5
Epidavros ⁽¹⁾	416,323	443,565	173,038	136,039	-21.4
The Acropolis of Mycenae & Atreus' Treasure	377,336	402,565	164,428	134,462	-18.2
The Acropolis of Athens	1,563,434	2,043,868	610,082	591,692	-3.0
Sounio	203,269	236,285	90,766	79,270	-12.7
The Acropolis of Lindos	630,042	580,875	89,938	64,810	-27.9
Kameiros (Rhodes)	177,859	152,204	32,677	24,812	-24.1
Ancient Olympia	464,990	439,836	121,769	119,013	-2.3
Knossos (Crete)	670,499	632,288	125,969	131,217	4.2
Phaistos (Crete)	105,643	94,689	25,557	17,548	-31.3
Ancient Korinthos ⁽¹⁾	161,819	141,490	48,082	57,134	18.8
Mystras ⁽¹⁾	113,815	117,010	42,441	40,802	-3.9
Delphi	293,944	319,754	120,820	105,906	-12.3
Other archaeological sites	4,774,188	4,715,624	1,299,439	1,251,843	-3.7
	NUMBER OF VISITORS WITH FREE ADMISSION TICKETS				
Total	4,717,338	4,181,646	1,722,861	2,127,654	23.5
A. Museums	1,715,777	1,538,201	743,017	898,813	21.0
B. Archaeological sites	3,001,561	2,643,445	979,844	1,228,841	25.4
	R E C E I P T S (euros)				
Total	54,663,545.00	56,224,962.00	14,631,975.00	20,161,619.00	37.8
A. Museums	11,793,726.00	12,385,213.00	3,518,108.00	3,467,372.00	-1.4
B. Archaeological sites	42,869,819.00	43,839,749.00	11,113,867.00	16,694,247.00	50.2

(1) Flat rate ticket, valid both for the museum and the archaeological site.

Graph 1



Graph 2



EXPLANATORY NOTES

Museums and Archaeological Sites Survey The Survey on Museums and Archaeological Sites Attendance has been producing results since 1970, on the basis of data collected by the Archaeological Receipts Fund (ARF) of the Ministry of Culture and Sports. The ARF collects data on the number of visitors and the receipts from the tickets sold in the museums and archaeological sites of the country.

The corresponding data for the Acropolis Museum are available from December 2009 onwards.

Legal Framework The present survey is continuously conducted since 1970 on a regular basis and it produces results on a monthly and yearly basis in compliance with the Joint Ministerial Decision 15189/B379/73. ELSTAT tabulates the data on museums and the archaeological sites for the whole of the Country.

Reference Period 1/5/2016 to 31/5/2016

Information on tickets From January 2002 onwards, the number of museums' visitors includes both the visitors who have bought a ticket and the visitors with free admission. From 16-06-1996 onwards, the museums and the archaeological sites all over Greece have a paid admission for all the visitors, Greeks and foreigners, all over the year, except in the following days, which are free admission days:

1. National Holidays (25th of March and 28th of October)
2. The first Sunday every month during the five month period from 1 November to 31 March
3. The 6th of March (in memory of Melina Merkouri)
4. The 18th of April (International Monuments Day)
5. The 18th of May (International Museums Day)
6. The 5th of June (International Environment Day)
7. The last weekend of September annually (European Heritage Days)

Free admissions The admission is free for:

1. Young people from EU-countries aged under 18 years, by showing their identity card institutions of EU- countries, as well as of Tour Guide Training Institutes, with current student identification card or International Student Identity Card (ISIC) Student Identity Card (ISIC)
3. Employees of the Hellenic Ministry of Culture and Sports by showing their professional identity card
4. ICOM and ICOMOS cardholders
5. Tour Guides with their current working identification card from the Ministry of Development
6. Teachers accompanying pupils and students on primary, secondary and tertiary education institution tours
7. Journalists with current journalists' identification card
8. Members of Associations and Societies of Friends of Museums and Archaeological Sites
9. Official guests of the Greek Government, after relevant approval
10. Escorts of blind persons and persons with disabilities
11. Free admission cardholders
12. Holders of the Culture Card

Number of flat rate tickets From April 1999 onwards, in addition to the ordinary tickets a new "flat rate ticket" was established, in some museums and the nearby archaeological site which is valid for both some museums and the nearby archaeological site. The total number of these flat rate tickets for **May 2016** is **71,043**.

References More information on the Museums and Archaeological Sites Survey are available on the website of ELSTAT (www.statistics.gr). In addition, more details on the current and previous time series are also available on the website of ELSTAT.

