

## **PRESS RELEASE**

### **Issuing of Motor Vehicle Circulation Licences: August 2016**

The Hellenic Statistical Authority announces that in August 2016, 8.035 road motor cars (both new and used from abroad) were put into circulation for the first time, recording a 14,1% increase compared with the corresponding month of 2015 when the number of road motor cars was 7.039. In August 2015, a 20,1% increase had been observed in comparison with the corresponding month of 2014 (Table1, Chart1). A total number of 4.637 new cars were put into circulation in August 2016 compared with 4.769 in August 2015, recording a 2,8% decrease.

The new motorcycles (over 50cc) that were put into circulation for the first time in August 2016 amounted to 3.260, against 2.984 in 2015, thus recording a 9,2% increase. In August 2015, a 7,0% increase had been observed in comparison with the corresponding month of 2014 (Table 1, Chart1). Out of the above motorcycles 3.011 were new, while the corresponding figure in August 2015 was 2.793, recording a 7,8% increase.

During the period January - August 2016, 92.252 road motor cars (both new and used from abroad) were put into circulation for the first time, representing a 13,0% increase compared to the corresponding period of 2015 when the number of road motor cars was 81.642. During the period January - August 2015 an increase of 18,5% had been observed in comparison with the corresponding period of 2014 (Table2, Charts 2,3). Out of the above number of road motor cars that were put into circulation, from January to August 2016, 62.764 were new, while the corresponding number during the respective period of 2015 was 56.727, recording an 10,6% increase.

During the period January - August 2016 the circulation of new motorcycles (over 50cc) amounted to 28.801, against 25.541 in 2015, thus representing a 12,8% increase. An increase of 2,9% had been observed during the period January - August 2015 in comparison with the corresponding period of 2014 (Table 2, Charts 2,3). A total number of 26.864 new motorcycles were put into circulation, from January to August 2016, compared with 23.983 during the corresponding period of 2015, recording a 12,0% increase.

Information:

Division of Statistics on Trade and Services  
Section of Transport, Communications and Mass Media

Konstantinos Menexes

Telephon : (0030) 213 1352500

FAX : (0030) 213 1352496

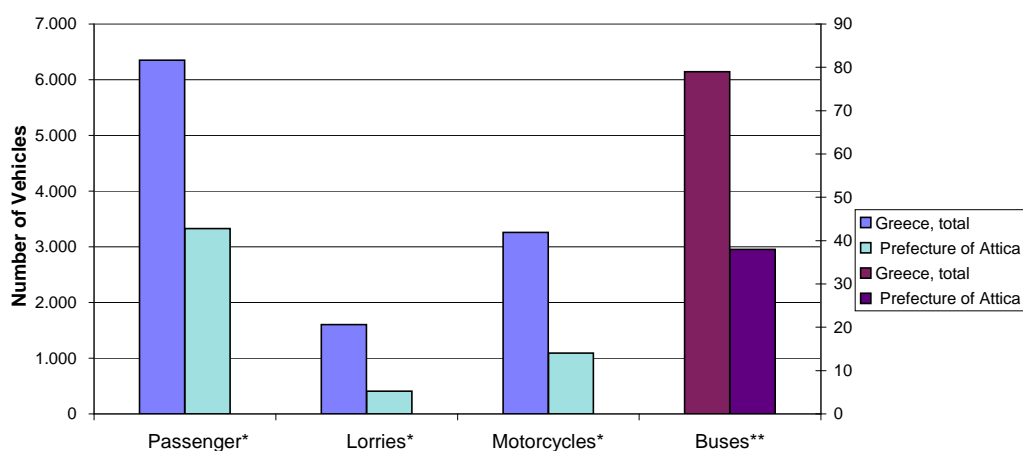
e-mail : k.menexes@statistics.gr

**Table 1. Road motor vehicles, both new and used, put into circulation for the first time in Greece:  
August 2014 - 2016**

Category of Road Motor Vehicles	August						Change (%)			
	2016		2015		2014		2016/2015		2015/2014	
	Total	Used	Total	Used	Total	Used	Total	Used	Total	Used
<b>Greece, total</b>										
<b>Road Motor Vehicles,total</b>	<b>11.295</b>	<b>3.647</b>	<b>10.023</b>	<b>2.461</b>	<b>8.652</b>	<b>2.010</b>	<b>12,7</b>	<b>48,2</b>	<b>15,8</b>	<b>22,4</b>
<b>1. Road motor cars</b>	<b>8.035</b>	<b>3.398</b>	<b>7.039</b>	<b>2.270</b>	<b>5.862</b>	<b>1.846</b>	<b>14,1</b>	<b>49,7</b>	<b>20,1</b>	<b>23,0</b>
Passenger Cars	6.350	2.182	5.963	1.494	4.739	1.068	6,5	46,1	25,8	39,9
Buses	79	58	24	19	37	31	229,2	205,3	-35,1	-38,7
Lorries	1.606	1.158	1.052	757	1.086	747	52,7	53,0	-3,1	1,3
<b>2. Motorcycles &gt; 50 cc</b>	<b>3.260</b>	<b>249</b>	<b>2.984</b>	<b>191</b>	<b>2.790</b>	<b>164</b>	<b>9,2</b>	<b>30,4</b>	<b>7,0</b>	<b>16,5</b>
<b>Prefecture of Attica</b>										
<b>Road Motor Vehicles,total</b>	<b>4.865</b>	<b>931</b>	<b>4.398</b>	<b>548</b>	<b>3.614</b>	<b>422</b>	<b>10,6</b>	<b>69,9</b>	<b>21,7</b>	<b>29,9</b>
<b>1. Road motor cars</b>	<b>3.773</b>	<b>915</b>	<b>3.565</b>	<b>529</b>	<b>2.803</b>	<b>397</b>	<b>5,8</b>	<b>73,0</b>	<b>27,2</b>	<b>33,2</b>
Passenger Cars	3.329	707	3.334	430	2.507	276	-0,1	64,4	33,0	55,8
Buses	38	24	10	10	12	10	280,0	140,0	-16,7	0,0
Lorries	406	184	221	89	284	111	83,7	106,7	-22,2	-19,8
<b>2. Motorcycles &gt; 50 cc</b>	<b>1.092</b>	<b>16</b>	<b>833</b>	<b>19</b>	<b>811</b>	<b>25</b>	<b>31,1</b>	<b>-15,8</b>	<b>2,7</b>	<b>-24,0</b>

Category of Road Motor Vehicles	Change (%)					
	Average Sep. 2015 - Aug. 2016		Average Sep. 2014 - Aug. 2015		Average Sep. 2015 - Aug. 2016 / Average Sep. 2014 - Aug. 2015	
	Total	Used	Total	Used	Total	Used
<b>Greece, total</b>						
<b>Road Motor Vehicles,total</b>	<b>13.887</b>	<b>3.481</b>	<b>12.451</b>	<b>3.006</b>	<b>11,5</b>	<b>15,8</b>
<b>1. Road motor cars</b>	<b>10.565</b>	<b>3.273</b>	<b>9.593</b>	<b>2.836</b>	<b>10,1</b>	<b>15,4</b>
Passenger Cars	8.773	2.001	7.935	1.669	<b>10,6</b>	<b>19,9</b>
Buses	76	61	62	52	<b>22,7</b>	<b>17,3</b>
Lorries	1.715	1.210	1.596	1.115	<b>7,5</b>	<b>8,6</b>
<b>2. Motorcycles &gt; 50 cc</b>	<b>3.322</b>	<b>208</b>	<b>2.858</b>	<b>170</b>	<b>16,2</b>	<b>22,4</b>

**Graph 1. New registrations of motor vehicles: August 2016**



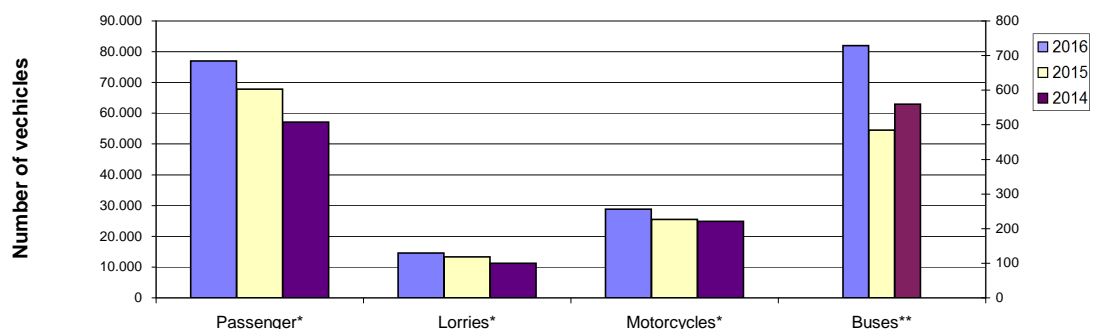
\* For Passenger motor vehicles, Lorries and Motorcycles see the left axis scale

\*\* For Buses see the right axis scale

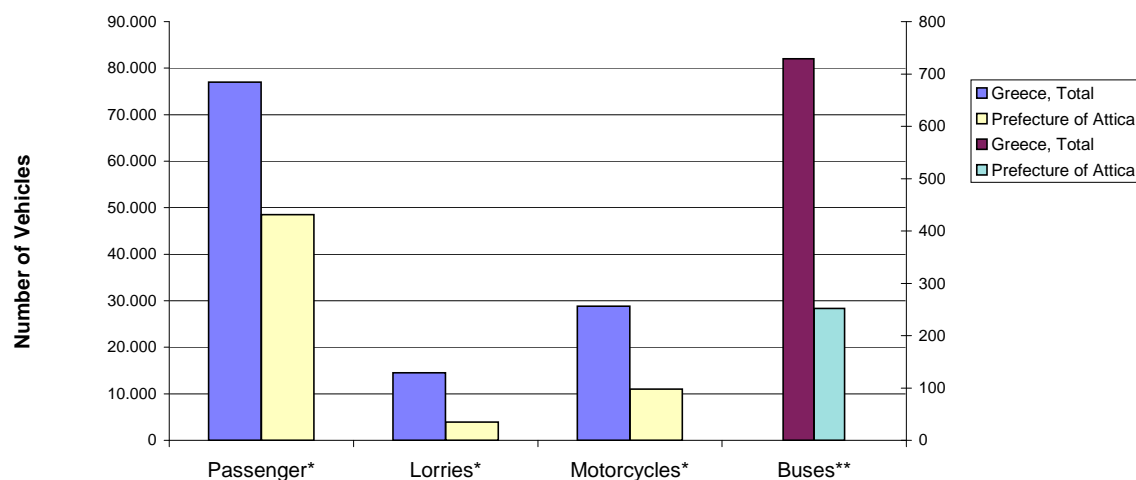
**Table 2. Road motor vehicles, both new and used, put into circulation for the first time in Greece:  
Jan. - Aug. 2014 - 2016**

Category of Road Motor Vehicles	January - August						Change (%)			
	2016		2015		2014		2016/2015		2015/2014	
	Total	Used	Total	Used	Total	Used	Total	Used	Total	Used
<b>Greece, total</b>										
<b>Road Motor Vehicles, total</b>	<b>121.053</b>	<b>31.425</b>	<b>107.183</b>	<b>26.473</b>	<b>93.709</b>	<b>18.283</b>	<b>12,9</b>	<b>18,7</b>	<b>14,4</b>	<b>44,8</b>
<b>1. Road motor cars</b>	<b>92.252</b>	<b>29.488</b>	<b>81.642</b>	<b>24.915</b>	<b>68.888</b>	<b>17.109</b>	<b>13,0</b>	<b>18,4</b>	<b>18,5</b>	<b>45,6</b>
Passenger Cars	77.003	18.436	67.873	15.077	57.102	8.687	13,5	22,3	18,9	73,6
Buses	729	575	485	389	560	411	50,3	47,8	-13,4	-5,4
Lorries	14.520	10.477	13.284	9.449	11.226	8.011	9,3	10,9	18,3	18,0
<b>2. Motorcycles &gt; 50 cc</b>	<b>28.801</b>	<b>1.937</b>	<b>25.541</b>	<b>1.558</b>	<b>24.821</b>	<b>1.174</b>	<b>12,8</b>	<b>24,3</b>	<b>2,9</b>	<b>32,7</b>
<b>Prefecture of Attica</b>										
<b>Road Motor Vehicles, total</b>	<b>63.710</b>	<b>8.950</b>	<b>53.216</b>	<b>6.922</b>	<b>46.193</b>	<b>4.373</b>	<b>19,7</b>	<b>29,3</b>	<b>15,2</b>	<b>58,3</b>
<b>1. Road motor cars</b>	<b>52.674</b>	<b>8.748</b>	<b>43.621</b>	<b>6.665</b>	<b>36.854</b>	<b>4.193</b>	<b>20,8</b>	<b>31,3</b>	<b>18,4</b>	<b>59,0</b>
Passenger Cars	48.500	6.683	39.930	5.000	33.710	2.705	21,5	33,7	18,5	84,8
Buses	252	182	176	135	232	149	43,2	34,8	-24,1	-9,4
Lorries	3.922	1.883	3.515	1.530	2.912	1.339	11,6	23,1	20,7	14,3
<b>2. Motorcycles &gt; 50 cc</b>	<b>11.036</b>	<b>202</b>	<b>9.595</b>	<b>257</b>	<b>9.339</b>	<b>180</b>	<b>15,0</b>	<b>-21,4</b>	<b>2,7</b>	<b>42,8</b>

**Graph 2. New motor vehicle circulation licences: comparative data  
January - August 2014, 2015, 2016**



**Graph 3. New registrations of motor vehicles: January - August 2016**

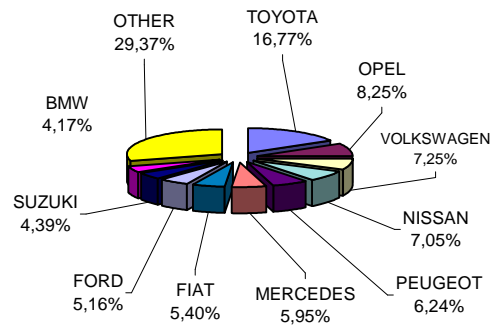


\* For Passenger motor vehicles, Lorries and Motorcycles see the left axis scale  
\*\* For the Buses see the right axis scale

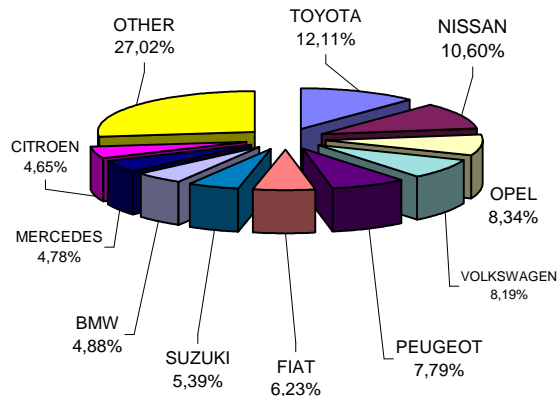
**Table 3. Sales of new and used passenger cars by make:  
August and January - August 2016**

Makes	Passenger cars			
	August		Jan. - Aug.	
	new	used	new	used
ADRIA	-	-	-	1
ALFA LANCIA	-	-	-	1
ALFA ROMEO	35	16	350	138
ALPINA	-	-	-	1
AUDI	116	50	2.039	410
AUSTIN	-	-	-	2
BEACH-BAGGY	-	-	-	1
BENTLEY	-	-	-	2
BMW	174	28	2.859	479
CHEVROLET	-	5	-	22
CHRYSLER	-	1	-	2
CITROEN	174	105	2.726	861
DACIA	52	8	465	65
DAEWOO	-	4	-	14
DAIHATSU	-	16	-	65
DETHLEFFS	-	4	1	13
DODGE	-	-	-	3
FERRARI	-	-	-	5
FIAT	225	147	3.651	1.226
FIAT-IVECO	-	-	-	1
FISSORE-FIAT	-	-	-	1
FORD	215	187	2.596	1.469
GM KOREA (CHEVROLET)	-	5	130	64
HONDA	36	29	418	116
HUMMER	-	-	-	2
HYUNDAI	172	48	671	301
JAGUAR	-	1	10	14
JEEP	37	2	611	36
KIA	63	7	671	96
LADA	-	-	-	2
LANCIA	2	4	18	63
LAND ROVER	3	9	53	167
LEXUS	3	-	30	24
LOTUS	-	-	-	1
MAN	-	-	-	1
MASERATI	-	-	-	1
MAZDA	-	17	77	138
MERCEDES	248	99	2.802	1.304
MERCEDES Z.MANTOS	24	-	95	-
MG	-	-	-	2
MG ROVER	-	1	-	1
MINI	91	20	1.079	217
MITSUBISHI	9	15	107	139
NISSAN	294	84	6.211	763
OPEL	344	361	4.884	2.859
PEUGEOT	260	110	4.563	905
PORSCHE	4	4	16	99
RENAULT	171	99	2.219	743
RILEY	-	-	-	2
SAAB	-	-	-	12
SEA / MOBILVETT	-	1	-	10
SEAT	60	13	1.513	95
SKODA	90	22	986	317
SMART	24	88	502	959
SSANGYONG	2	-	92	1
SUBARU	3	1	30	14
SUZUKI	183	55	3.157	476
TATA	-	-	-	2
TESLA MOTORS	-	-	2	1
TOYOTA	699	391	7.094	2.555
TRIGANO	-	1	-	1
VOLKSWAGEN	302	110	4.796	996
VOLKSWAGEN Z.MANTOZ	-	-	1	-
VOLVO	53	14	1.042	154
WILLYS	-	-	-	1
<b>TOTAL</b>	<b>4.168</b>	<b>2.182</b>	<b>58.567</b>	<b>18.436</b>

**Graph 4. Sales of new passenger cars:  
August 2016**



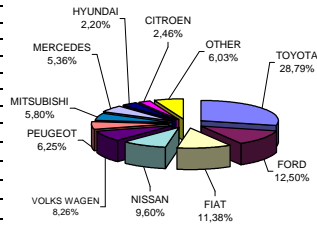
**Graph 5. Sales of new passenger cars: January - August  
2016**



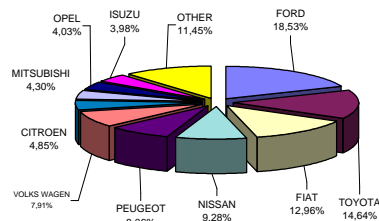
**Table 4. Sales of new and used lorries by make:  
August and January - August 2016**

Makes	Lorries			
	August		Jan. - Aug.	
	new	used	new	used
BMW	-	-	-	1
CADILLAC	-	-	-	1
CHEVROLET	-	-	-	3
CHRYSLER	-	1	-	1
CITROEN	11	16	196	215
DACIA	-	3	2	16
DAF	-	17	10	238
DAF A. KAOUSSIS	-	-	1	-
DAF TECMEC A.E.B.E.	-	-	2	-
DAF TOUMBAS D. & Co L.P.	-	-	2	-
DAF STATHIS	-	-	1	-
DAF ΗΦΑΙΣΤΟΣ ΣΤΕΦΑΝΟΣ	-	-	2	-
DAIHATSU	-	3	-	8
DODGE	-	-	-	2
FIAT	51	137	524	1.281
FIAT STATHIS	-	-	1	-
FIAT-IVECO	-	3	-	49
FORD	56	151	749	1.235
FORD AVF HELLAS	-	-	2	-
FORD Α&Ι ΔΕΡΒΙΣΗΣ	-	-	1	-
GENERAL MOTORS	-	-	-	2
GRECAV SPA	-	-	-	1
HONDA	-	-	-	1
HUMMER	-	-	-	1
HYUNDAI	-	-	-	40
ISUZU	16	19	161	127
ISUZU ΤΑΞΙΑΡΧΟΥ	-	-	1	-
ISUZU A. KAOUSSIS	2	-	4	-
IVECO	-	10	7	105
IVECO CENTIGON	-	-	8	-
IVECO SMYRLIADIS	-	-	2	-
IVECO A. KAOUSSIS	1	-	8	-
IVECO CONTRUCK MECHANICA	-	-	1	-
IVECO KOSKERIDIS	-	-	5	-
IVECO ΑΝΔΡΕΑΣ ΚΑΡΚΑΓΓΕΛΗΣ	-	-	1	-
IVECO ΗΦΑΙΣΤΟΣ ΣΤΕΦΑΝΟΣ	1	-	11	-
IVECO MAGIRUS	-	1	-	12
IZ	-	-	-	1
JEEP	-	-	-	4
KASSBOHRER	-	-	-	1
KIA	-	3	-	7
LAND ROVER	-	1	-	9
MAGIRUS	-	-	-	1
MAHINDRA	-	-	2	1
MAN	-	32	7	384
MAN A. KAOUSSIS	-	-	8	-
MAN SMYRLIADIS	-	-	3	-
MAN ΕΥΣΤΑΘΙΟΣ ΖΥΓΟΥΡΗΣ & ΣΙΑ ΕΠ	-	-	4	-
MAN-VOLKS WAGEN	-	-	-	1
MAZDA	-	28	1	261
MERCEDES	24	265	157	2.113
MERCEDES A. KAOUSSIS	3	-	20	-
MERCEDES AVF HELLAS	-	-	1	-
MERCEDES DYNA TRAILERS	-	-	10	-
MERCEDES TRUCK NET	-	-	2	-
MERCEDES Α&Ι ΔΕΡΒΙΣΗΣ	-	-	1	-
MERCEDES ΤΑΞΙΑΡΧΟΥ	-	-	1	-
MERCEDES DYNA TRAILERS S.A.	1	-	1	-
MERCEDES ERMICON	-	-	1	-
MERCEDES MEILLER	-	-	8	-
MERCEDES ΠΑΠΑΔΟΠΟΥΛΟΣ TANK	-	-	1	-
MERCEDES SMYRLIADIS	-	-	6	-
MERCEDES STATHIS	-	-	10	-
MERCEDES XATZOGLOY	-	-	1	-
MERCEDES ZANELLI FURGONATURE	1	-	1	-
MERCEDES Z. ΜΑΝΤΟΣ	-	-	1	-
MERCEDES ΗΦΑΙΣΤΟΣ ΣΤΕΦΑΝΟΣ	-	-	4	-
MERCEDES ΝΙΚΑΣ	-	-	1	-
MINIBUS	26	45	174	501
MITSUBISHI DYNA TRAILERS	-	-	1	-
MITSUBISHI ΚΑΡΑΜΑΝΗΣ & ΣΙΑ Ο.Ε.	-	-	1	-
NISSAN	43	96	375	869
NISSAN JET ENGINEERING	-	-	1	-
NISSAN A. KAOUSSIS	-	-	3	-
NISSAN DYNA TRAILERS S.A.	1	-	1	-
NISSAN SMYRLIADIS	-	-	4	-
NISSAN ΕΥΣΤΑΘΙΟΣ ΖΥΓΟΥΡΗΣ & ΣΙΑ	-	-	1	-
OPEL	10	65	163	604
PEUGEOT	28	24	326	211
PFAU	-	-	-	3
PIAGGIO	1	4	13	21
PIAGGIO TOUMBAS	-	-	1	-
RENAULT	1	71	69	562
ROMEX	-	-	1	-
ROVER	-	1	-	3
SCANIA	3	18	10	236
SCANIA INOX STEEL TECHNICAL	-	-	1	-
SCANIA DYNA TRAILERS S.A.	-	-	1	-
SEAT	-	1	1	10
SIMCA	-	-	-	1
SKODA	-	8	-	71
SMYRLIADIS	-	-	-	1
SPIAGGIO & C SPA A. KAOUSSIS	-	-	1	-
SSANGYONG	1	2	2	6
STEYER	-	1	-	6
SUZUKI	-	1	-	8
TATA	-	-	-	3
TOYOTA	129	48	592	388
TOYOTA SGOURIS	-	-	-	1
VOLKS WAGEN	37	50	320	494
VOLVO	1	33	26	355
WARTBURG	-	-	-	2
<b>TOTAL</b>	<b>448</b>	<b>1.158</b>	<b>4.043</b>	<b>10.477</b>

**Graph 6. Sales of new lorries:  
August 2016**



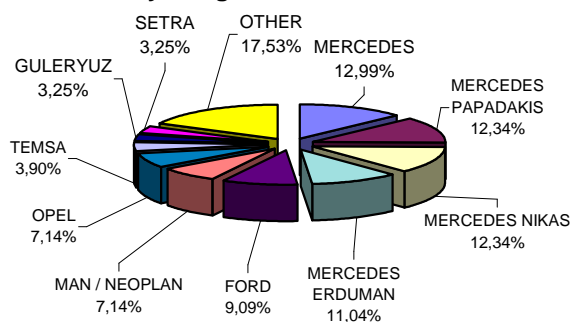
**Graph 7. Sales of new lorries:  
January - August 2016**



**Table 5. Sales of new and used buses by make:  
August and January - August 2016**

Makes	Buses			
	August		Jan. - Aug.	
	new	used	new	used
AYATS	-	1	-	2
B.M.C.	-	-	-	1
BOVA	-	4	-	36
DAF	-	-	-	4
EOS-COACH	-	-	-	1
EVOBUS	-	2	-	27
FIAT	-	-	-	1
FIAT-IVECO	-	-	-	7
FORD	7	1	14	10
G. AUWARTER	-	1	-	4
GULERYUZ	-	-	5	-
HIGER (SCANIA)	-	-	3	-
IRISBUS	-	-	-	5
IRIZAR	-	-	2	-
ISUZU	2	-	4	-
ISUZU, ANADOLU ISUZU,	-	-	2	-
IVECO	-	1	3	5
JONCKHEERE	-	-	-	1
KARSAN	-	-	2	-
KASSBOHRER	-	-	-	1
MAN	-	4	-	32
MAN / NEOPLAN	-	1	11	5
MERCEDES	-	29	20	238
MERCEDES CENTO BUS	1	-	3	-
MERCEDES PAPADAKIS	3	-	19	-
MERCEDES ERDUMAN	2	-	17	-
MERCEDES GIANNOPOY	-	-	3	-
MERCEDES NIKAS	3	-	19	-
NEOPLAN	-	-	-	23
OPEL	1	-	11	-
OTOKAR	2	2	4	2
PEUGEOT	-	-	-	23
RENAULT	-	1	-	3
SCANIA	-	3	-	32
SETRA	-	2	5	38
SIN MARCA	-	-	-	3
TEMSA	-	4	6	35
VAN HOOL	-	-	-	3
VOLKSWAGEN	-	1	1	16
VOLVO	-	1	-	14
XIAMEN KING LONG	-	-	-	3
<b>TOTAL</b>	<b>21</b>	<b>58</b>	<b>154</b>	<b>575</b>

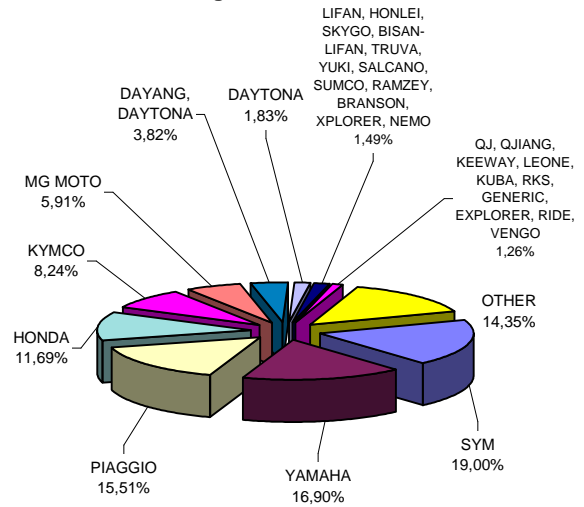
**Graph 8. Sales of new buses:  
January - August 2016**



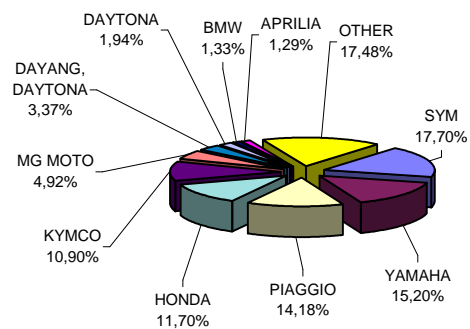
**Table 6. Sales of new and used motorcycles by make or manufacturer:  
August and January - August 2016**

Makes	Motorcycles			
	August		Jan. - Aug.	
	new	used	new	used
ACCESS, GOES	3	-	44	1
AEON MOTOR	3	-	71	1
APRILIA	24	9	347	73
APRILIA, PIAGGIO, GILERA	7	-	49	3
BASHAN, APACHI, ISILDAR APA	1	-	59	-
BETA	3	1	18	3
BMW	29	4	356	32
BOMBARDIER INC.	3	-	32	1
CFMOTO	12	-	132	1
DAELIM	11	-	90	3
DAYANG, DAYTONA	115	-	906	5
DAYTONA	55	1	520	1
DERBI	3	1	33	2
DUCATI	9	2	132	6
EVA, EMBUGGY, VINTAGE, EVA	1	-	9	-
GILERA, PIAGGIO	2	-	11	11
HAOJIANG, SENKE, ZONTES, TA	5	-	48	-
HARLEY DAVIDSON	-	3	68	14
HER CHEE, ADLY	3	-	22	-
HONDA	352	49	3,143	404
HSUN, HISUN, APACHI, ICHIBAN	2	-	31	-
HUSQVARNA	1	-	14	1
INDIAN MOTORCYC	-	-	14	-
JIAJUE, JINDING, LANYING, DHS, J	2	-	31	-
JIALING, MOTORAN, TRAXX, SP	17	-	62	-
JIANSHE, GEMINI	11	-	63	-
JINLANG, ZIPP, HORS, IVA, Ariic	-	-	26	-
JINLING	-	-	11	1
JLAJI, HUATIAN, FEILING, TUTU	7	-	30	-
JMSTAR, SHENKE, HUIBANG, JC	3	-	9	-
JOYNER	1	-	28	-
KAWASAKI	15	3	193	21
KEEWAY	-	-	10	1
KL	3	-	45	-
KTM	25	3	258	11
KWANG YANG	-	8	-	55
KYMCO	248	23	2,928	156
LIFAN	2	-	66	-
LIFAN, HONLEI, SKYGO, BISAN-	45	1	159	1
LINHAI, KUBA, ONLINE, LHY	5	-	62	-
LML	-	-	39	3
LONCIN, KINLON, LONGTING, KU	4	-	214	-
MBK	1	1	2	15
MG MOTO	178	-	1,321	5
MODENAS	9	-	115	1
MOTO GUZZI	-	-	18	1
MOTO S.P.A	3	-	9	-
MV AGUSTA	-	-	8	2
ODES, LIANGZI, BRANSON	7	-	40	-
PEUGEOT	32	1	267	14
PIAGGIO	467	41	3,808	320
POLARIS	2	1	31	2
QINGQI, RKS, DAYTONA, RMG M	-	-	7	3
QJ, QJIANG, KEEWAY, LEONE, H	38	-	315	3
QUADRO	1	-	9	-
RIYA, HONLING, YAMAKOYO, TI	3	-	50	-
SHANYANG	2	2	42	5
SHINERAY	2	-	71	-
SKYJET	2	-	11	1
SKYTEAM, SACIN, METALCO, S	3	-	52	-
STANDARD	-	-	17	-
SUZUKI	25	19	314	136
SYM	572	12	4,756	86
TGB	3	-	159	1
TRIUMPH	10	4	127	9
WANGYE, SANBEN, UM, MONDI	17	-	110	1
XGJAO, KAISAR, SKYJET, SOKON	35	-	196	-
XINYANG	1	-	11	-
YAMAHA	509	54	4,084	486
YIBEN, MEIDUO, VONROAD, WU	2	-	9	1
YINXIANG, KENBO, VENOM, CHI	15	-	137	-
ZHONGNENG, ZNEN, daDo, DIR	18	-	138	-
ZONGSHEN, ZIP STAR, ZNEN, PI	2	1	21	1
ZXMCO, ZHONGXING, BEWHEE	5	-	55	-
OTHER	15	5	171	33
<b>TOTAL</b>	<b>3,011</b>	<b>249</b>	<b>26,864</b>	<b>1,937</b>

**Graph 9. Sales of new motorcycles:  
August 2016**



**Graph 10. Sales of new motorcycles:  
January - August 2016**



## EXPLANATORY NOTES

### Survey on the issuing of new road motor vehicle circulation licenses

The survey on the issuing of new motor vehicle circulation licenses is a census survey. The released data give information, at country level, on the brand and type of the motor vehicle, as well as whether it is new or used. The survey does not include vehicles that move on rails, trolley busses, agricultural tractors and machinery. In addition, the following are excluded: all motor vehicles of the Armed Forces, Police, Fire Brigade, State Services, Diplomatic Corps, Foreign Missions, and Invalids of Wars, as well as motorcycles with a cylinder capacity less than 50 cc.

**Legal basis** Law 3832/2010

**Reference Period** August 2016

**Coverage** The production of monthly data is based on the registers held by the Ministry of Infrastructure, Transport and Networks, which records all the monthly changes observed in the vehicle registration licences at country level.

**Definitions** **Road motor vehicle** is any vehicle that, irrespective of the number of wheels, is moved by an engine and is designed to transport persons or cargo or both of them, either they are on the same single vehicle or on a trailer carried by the main motor vehicle. **New** road motor vehicle is any motor vehicle that is registered for the first time in Greece during the reference month and has not been put into circulation in any other country. **Used motor** vehicle is any motor vehicle that is registered for the first time in Greece and has been imported as a used one from abroad

**Passenger motor vehicle:** it is a motor vehicle designed to carry mostly people, having no more than 9 seats, including the driver's seat.

**Bus:** it is a motor vehicle, which is designed to carry mostly people, having more than 10 seats, including the driver's seat. (In the corresponding tables of this Press Release, this category also includes articulated buses.)

**Lorry:** it is motor vehicle designed to carry mostly cargo. (In the corresponding tables of this Press Release, this category also includes tractors, tow trucks, articulated tractors, and trucks with trailers).

**Motorcycle:** any two-wheeled motor vehicle, with or without sidecar, with maximum authorized design speed over 45 km/h, or in case it is powered by a combustion engine, with a cylinder capacity of 50 cc or over (In the corresponding tables of this Press Release, this category also includes the three-wheeled motor vehicles – motor tricycles).

**Tricycle motor vehicle:** it is a motor vehicle with three symmetrical wheels with maximum authorized design speed over 45 km/h, or in case it is powered by a combustion engine, with a cylinder capacity over the 50 cc. This category also includes four-wheel vehicles, except the light four-wheel motorcycles, whose empty vehicle tare (excluding the weight of the fuel or mixture of fuel-oil or the weight of the batteries for electric cars) is up to 400 kg in the case the vehicle is designed for passenger use or up to 550 kg in case the vehicle is designed to carry cargo and whose engine is up to 15KW.

**Methodology** Exhaustive Survey. The primary data derive from the Ministry of Infrastructure, Transport and Networks and are based on the issuing of new circulation licences as they are registered by the Regional Offices for Transport and Communications.

### References

More information (graphs, tables) concerning the survey on the issuing of new motor vehicle circulation licences are available on the webpage of ELSTAT, [www.statistics.gr](http://www.statistics.gr), under the link "Statistical Themes > Transport > Vehicles > Vehicle > Vehicle Licensing – Vehicle Fleet