



PRESS RELEASE

Issuing of Motor Vehicle Circulation Licences: June 2016

The Hellenic Statistical Authority announces that in June 2016, 12.434 road motor cars (both new and used from abroad) were put into circulation for the first time, recording a 2,5% decrease compared with the corresponding month of 2015 when the number of road motor cars was 12.751. In June 2015, a 21,7% increase had been observed in comparison with the corresponding month of 2014 (Table1, Chart1). A total number of 9.583 new cars were put into circulation in June 2016 compared with 9.407 in June 2015, recording an 1,9% increase.

The new motorcycles (over 50cc) that were put into circulation for the first time in June 2016 amounted to 5.387, against 4.851 in 2015, thus recording a 11,0% increase. In June 2015, a 5,8% increase had been observed in comparison with the corresponding month of 2014 (Table 1, Chart1). Out of the above motorcycles 5.036 were new, while the corresponding figure in June 2015 was 4.594, recording a 9,6% increase.

During the period January - June 2016, 72.530 road motor cars (both new and used from abroad) were put into circulation for the first time, representing a 9,2% increase compared to the corresponding period of 2015 when the number of road motor cars was 66.422. During the period January - June 2015 an increase of 27,0% had been observed in comparison with the corresponding period of 2014 (Table2, Charts 2,3). Out of the above number of road motor cars that were put into circulation, from January to June 2016, 50.549 were new, while the corresponding number during the respective period of 2015 was 46.437, recording a 8,9% increase.

During the period January - June 2016 the circulation of new motorcycles (over 50cc) amounted to 20.388, against 19.472 in 2015, thus representing a 4,7% increase. An increase of 14,7% had been observed during the period January - June 2015 in comparison with the corresponding period of 2014 (Table 2, Charts 2,3). A total number of 19.001 new motorcycles were put into circulation, from January to June 2016, compared with 18.328 during the corresponding period of 2015, recording a 3,7% increase.

Information:

Division of Statistics on Trade and Services
Section of Transport, Communications and Mass Media

Konstantinos Menexes

Telephon : (0030) 213 1352500

FAX : (0030) 213 1352496

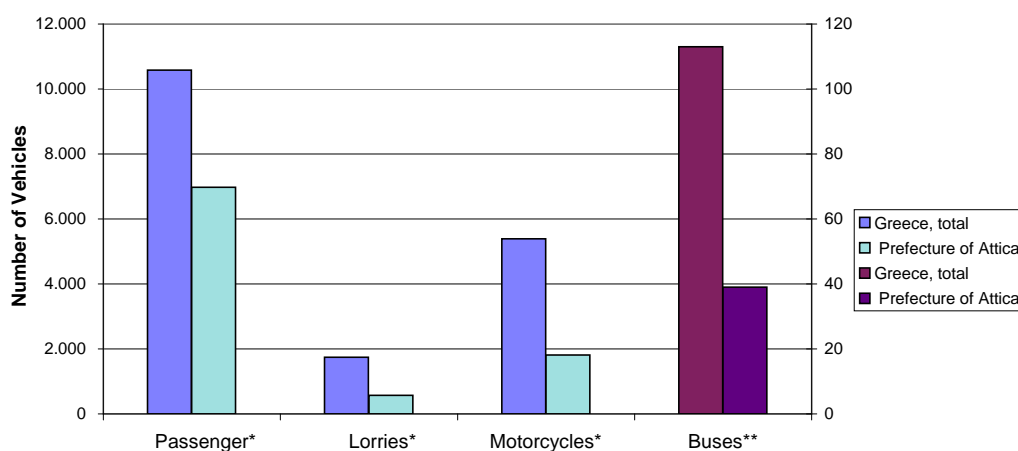
e-mail : k.menexes@statistics.gr

**Table 1. Road motor vehicles, both new and used, put into circulation for the first time in Greece:
June 2014 - 2016**

Category of Road Motor Vehicles	June						Change (%)			
	2016		2015		2014		2016/2015		2015/2014	
	Total	Used	Total	Used	Total	Used	Total	Used	Total	Used
Greece, total										
Road Motor Vehicles,total	17.821	3.202	17.602	3.601	15.060	2.316	1,2	-11,1	16,9	55,5
1. Road motor cars	12.434	2.851	12.751	3.344	10.475	2.100	-2,5	-14,7	21,7	59,2
Passenger Cars	10.577	1.721	11.040	2.046	9.039	1.115	-4,2	-15,9	22,1	83,5
Buses	113	73	83	65	78	47	36,1	12,3	6,4	38,3
Lorries	1.744	1.057	1.628	1.233	1.358	938	7,1	-14,3	19,9	31,4
2. Motorcycles > 50 cc	5.387	351	4.851	257	4.585	216	11,0	36,6	5,8	19,0
Prefecture of Attica										
Road Motor Vehicles,total	9.401	907	8.944	1.031	7.501	567	5,1	-12,0	19,2	81,8
1. Road motor cars	7.589	882	7.310	1.000	6.004	537	3,8	-11,8	21,8	86,2
Passenger Cars	6.974	644	6.844	737	5.575	336	1,9	-12,6	22,8	119,3
Buses	39	28	37	30	37	20	5,4	-6,7	0,0	50,0
Lorries	576	210	429	233	392	181	34,3	-9,9	9,4	28,7
2. Motorcycles > 50 cc	1.812	25	1.634	31	1.497	30	10,9	-19,4	9,2	3,3

Category of Road Motor Vehicles	Change (%)					
	Average Jul. 2015 - Jun. 2016		Average Jul. 2014 - Jun. 2015		Average Jul. 2015 - Jun. 2016 / Average Jul. 2014 - Jun. 2015	
	Total	Used	Total	Used	Total	Used
Greece, total						
Road Motor Vehicles,total	13.316	3.255	12.714	2.971	4,7	9,6
1. Road motor cars	10.189	3.058	9.708	2.803	5,0	9,1
Passenger Cars	8.529	1.883	8.009	1.616	6,5	16,5
Buses	69	56	64	53	7,8	5,7
Lorries	1.591	1.119	1.635	1.134	-2,7	-1,3
2. Motorcycles > 50 cc	3.127	197	3.006	168	4,0	17,3

Graph 1. New registrations of motor vehicles: June 2016



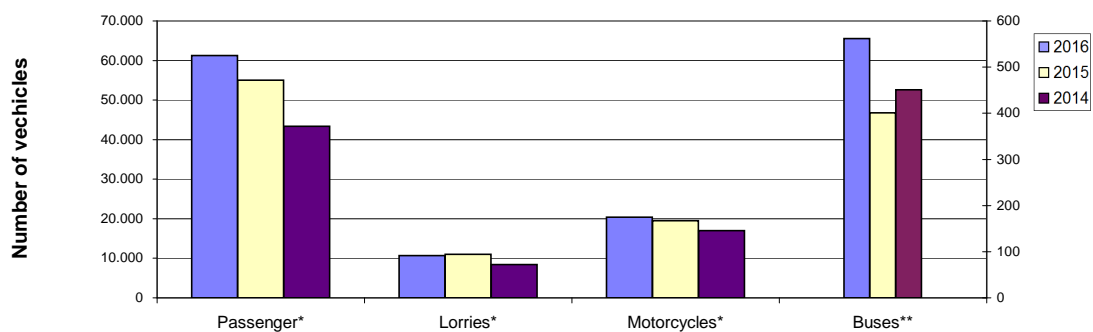
* For Passenger motor vehicles, Lorries and Motorcycles see the left axis scale

** For Buses see the right axis scale

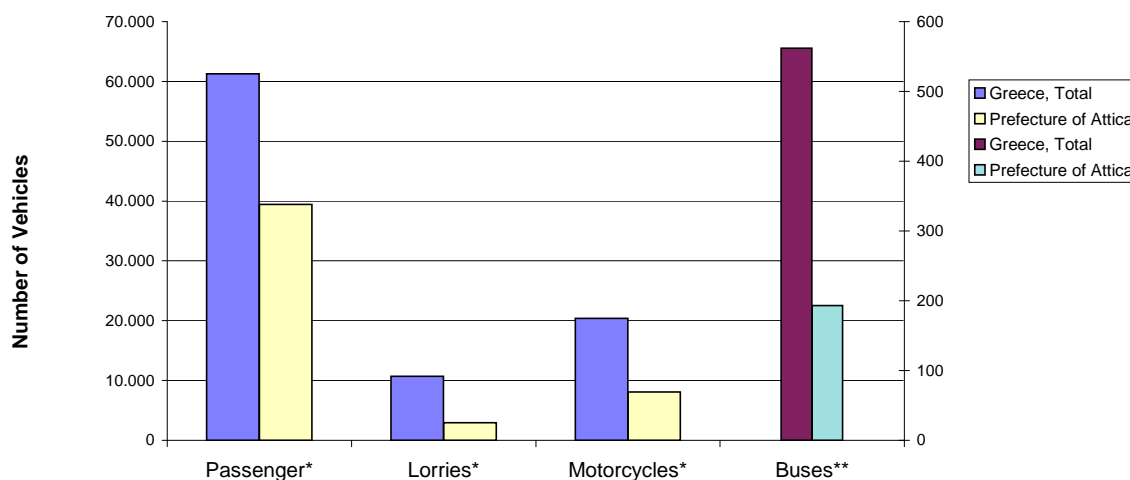
**Table 2. Road motor vehicles, both new and used, put into circulation for the first time in Greece:
Jan. - Jun. 2014 - 2016**

Category of Road Motor Vehicles	January- June						Change (%)			
	2016		2015		2014		2016/2015		2015/2014	
	Total	Used	Total	Used	Total	Used	Total	Used	Total	Used
Greece, total										
Road Motor Vehicles, total	92.918	23.368	85.894	21.129	69.256	13.358	8,2	10,6	24,0	58,2
1. Road motor cars	72.530	21.981	66.422	19.985	52.282	12.576	9,2	10,0	27,0	58,9
Passenger Cars	61.252	13.881	55.054	11.942	43.387	6.183	11,3	16,2	26,9	93,1
Buses	562	443	401	321	451	333	40,1	38,0	-11,1	-3,6
Lorries	10.716	7.657	10.967	7.722	8.444	6.060	-2,3	-0,8	29,9	27,4
2. Motorcycles > 50 cc	20.388	1.387	19.472	1.144	16.974	782	4,7	21,2	14,7	46,3
Prefecture of Attica										
Road Motor Vehicles, total	50.607	6.688	43.536	5.601	35.029	3.175	16,2	19,4	24,3	76,4
1. Road motor cars	42.544	6.547	35.779	5.399	28.155	3.060	18,9	21,3	27,1	76,4
Passenger Cars	39.416	5.044	32.604	4.000	25.800	1.918	20,9	26,1	26,4	108,6
Buses	193	141	150	115	200	129	28,7	22,6	-25,0	-10,9
Lorries	2.935	1.362	3.025	1.284	2.155	1.013	-3,0	6,1	40,4	26,8
2. Motorcycles > 50 cc	8.063	141	7.757	202	6.874	115	3,9	-30,2	12,8	75,7

**Graph 2. New motor vehicle circulation licences: comparative data
January- June 2014, 2015, 2016**



Graph 3. New registrations of motor vehicles: January- June 2016

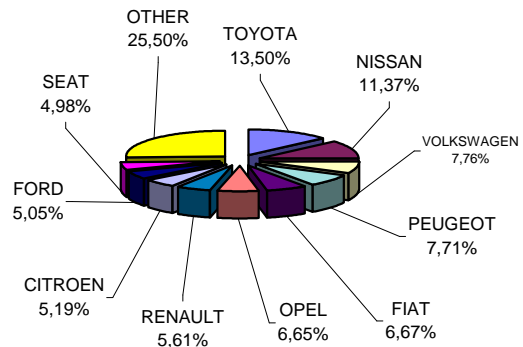


* For Passenger motor vehicles, Lorries and Motorcycles see the left axis scale
 ** For the Buses see the right axis scale

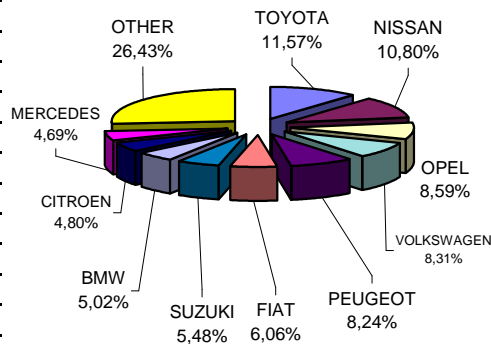
**Table 3. Sales of new and used passenger cars by make:
June and January- June 2016**

Makes	Passenger cars			
	June		Jan. - Jun.	
	new	used	new	used
ADRIA	-	-	-	1
ALFA LANCIA	-	-	-	1
ALFA ROMEO	48	10	268	107
ALPINA	-	-	-	1
AUDI	244	31	1.660	332
BEACH-BAGGY	-	-	-	1
BENTLEY	-	-	-	2
BMW	399	38	2.378	417
CHEVROLET	-	1	-	16
CHRYSLER	-	-	-	1
CITROEN	460	71	2.276	652
DACIA	97	3	309	46
DAEWOO	-	-	-	2
DAIHATSU	-	7	-	36
DETHLEFFS	-	4	1	9
DODGE	-	1	-	3
FERRARI	-	1	-	5
FIAT	591	122	2.871	908
FIAT-IVECO	-	-	-	1
FISSORE-FIAT	-	-	-	1
FORD	447	128	2.149	1.119
GM KOREA (CHEVROLET)	5	6	129	47
HONDA	39	12	303	72
HUMMER	-	-	-	1
HYUNDAI	102	27	456	192
JAGUAR	-	1	8	13
JEEP	32	3	524	28
KIA	168	7	561	68
LADA	-	2	-	2
LANCIA	1	4	11	51
LAND ROVER	13	12	39	146
LEXUS	2	4	22	23
LOTUS	-	-	-	1
MAN	-	1	-	1
MASERATI	-	1	-	1
MAZDA	2	15	75	102
MERCEDES	317	124	2.224	1.092
MERCEDES Z.MANTOS	22	-	54	0
MG	-	-	-	2
MINI	135	17	849	172
MITSUBISHI	8	13	89	102
NISSAN	1.007	74	5.115	585
OPEL	589	260	4.071	2.135
PEUGEOT	683	84	3.902	663
PORSCHE	2	11	11	86
RENAULT	497	73	1.736	541
RILEY	-	-	-	1
SAAB	-	1	-	11
SEA / MOBILVETT	-	1	-	6
SEAT	441	10	1.144	74
SKODA	65	37	704	242
SMART	57	100	428	726
SSANGYONG	18	-	79	1
SUBARU	3	2	20	10
SUZUKI	384	52	2.594	361
TATA	-	-	-	2
TESLA MOTORS	-	-	1	1
TOYOTA	1.196	256	5.480	1.765
VOLKSWAGEN	687	84	3.938	769
VOLKSWAGEN Z.MANTOS	-	-	1	0
VOLVO	95	10	891	124
WILLYS	-	-	-	1
TOTAL	8.856	1.721	47.371	13.881

**Graph 4. Sales of new passenger cars:
June 2016**



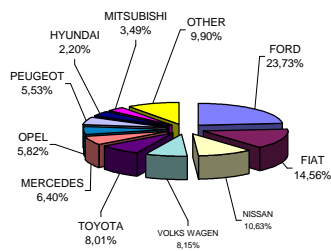
**Graph 5. Sales of new passenger cars:
January- June 2016**



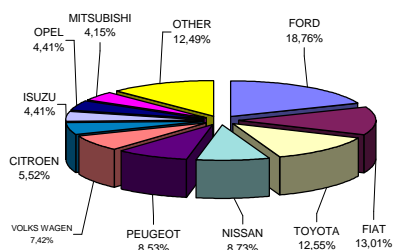
**Table 4. Sales of new and used lorries by make:
June and January- June 2016**

Makes	Lorries			
	June		Jan. - Jun.	
	new	used	new	used
BMW	-	1	-	1
CADILLAC	-	-	-	1
CHEVROLET	-	-	-	2
CHRYSLER (DODGE)	-	-	-	1
CITROEN	21	24	169	168
DACIA	-	5	2	10
DAF	-	31	7	181
DAF A. KAOUSSIS	-	-	-	1
DAF TECMEC A.E.B.E.	-	-	-	2
DAF TOUMBAS D. & Co L.P.	-	-	-	2
DAF STATHIS	-	-	-	1
DAF ΗΦΑΙΣΤΟΣ ΣΤΕΦΑΝΟΣ	-	-	-	2
DAIHATSU	-	-	-	4
DODGE	-	-	-	1
FIAT	100	117	398	946
FIAT STATHIS	-	-	-	1
FIAT-IVECO	-	10	-	38
FORD	163	125	574	898
FORD AVF HELLAS	-	-	-	2
FORD Α&Ι ΔΕΡΒΙΣΗΣ	1	-	-	1
GENERAL MOTORS	-	-	-	2
GRECAV SPA	-	-	-	1
HONDA	-	-	-	1
HUMMER	-	-	-	1
HYUNDAI	-	9	-	38
ISUZU	23	11	135	97
ISUZU ΤΑΞΙΑΡΧΟΥ	-	-	-	1
ISUZU A. KAOUSSIS SA	-	-	-	1
IVECO	-	9	7	76
IVECO CENTIGON	-	-	-	8
IVECO SMYRLIADIS	-	-	-	1
IVECO A. KAOUSSIS SA	-	-	-	7
IVECO CONTRUCK MECHANICA	1	-	-	1
IVECO KOSKERIDIS	-	-	-	5
IVECO ΑΝΔΡΕΑΣ ΚΑΡΚΑΓΓΕΛΗΣ	-	-	-	1
IVECO ΗΦΑΙΣΤΟΣ ΣΤΕΦΑΝΟΣ	1	-	-	10
IVECO MAGIRUS	-	2	-	10
IZ	-	-	-	1
JEEP	-	2	-	3
KIA	-	1	-	4
LAND ROVER	-	1	-	6
MAGIRUS	-	-	-	1
MAHINDRA	-	-	-	2
MAN	2	34	7	286
MAN A. KAOUSSIS SA	-	-	-	8
MAN SMYRLIADIS	-	-	-	3
MAN ΕΥΣΤΑΘΙΟΣ ΖΥΓΟΥΡΗΣ & ΣΙΑ ΕΕ	-	-	-	4
MAN-VOLKS WAGEN	-	-	-	1
MAZDA	-	23	1	194
MERCEDES	44	220	125	1.483
MERCEDES A. KAOUSSIS	5	-	-	14
MERCEDES AVF HELLAS	-	-	-	1
MERCEDES DYNA TRAILERS	4	-	-	10
MERCEDES TRUCK NET	-	-	-	2
MERCEDES Α&Ι ΔΕΡΒΙΣΗΣ	1	-	-	1
MERCEDES ΤΑΞΙΑΡΧΟΥ	-	-	-	1
MERCEDES ERMICON	-	-	-	1
MERCEDES MEILLER	-	-	-	8
MERCEDES SMYRLIADIS	-	-	-	5
MERCEDES STATHIS	-	-	-	9
MERCEDES XATZOGLOY	-	-	-	1
MERCEDES Z. MANTOS	-	-	-	1
MERCEDES ΗΦΑΙΣΤΟΣ ΣΤΕΦΑΝΟΣ	1	-	-	4
MERCEDES NIKAS	-	-	-	1
MINIBUS	-	-	-	1
MINIBUS	-	-	-	1
MITSUBISHI	24	45	127	375
MITSUBISHI DYNA TRAILERS	-	-	-	1
MITSUBISHI ΚΑΡΑΜΑΝΗΣ & ΣΙΑ Ο.Ε	-	-	-	1
NISSAN	73	76	267	639
NISSAN JET ENGINEERING	1	-	-	1
NISSAN A. KAOUSSIS SA	-	-	-	3
NISSAN SMYRLIADIS	-	-	-	3
NISSAN ΕΥΣΤΑΘΙΟΣ ΖΥΓΟΥΡΗΣ & ΣΙΑ	-	-	-	1
OPEL	40	59	135	431
PEUGEOT	38	21	261	159
PFAU	-	-	-	3
PIAGGIO	-	3	8	13
PIAGGIO TOUMBAS	-	-	-	1
RENAULT	26	51	58	406
ROMEX	1	-	-	1
ROVER	-	-	-	2
SCANIA	-	28	7	181
SCANIA INOX STEEL TECHNICAL	-	-	-	1
SCANIA DYNA TRAILERS S.A.	-	-	-	1
SEAT	-	2	1	6
SIMCA	-	-	-	1
SKODA	-	6	-	55
SMYRLIADIS	-	-	-	1
SSANGYONG	1	-	1	2
STEYER	-	-	-	4
SUZUKI	-	-	-	7
TATA	-	-	-	2
TOYOTA	55	45	384	275
TOYOTA SGOURIS	-	-	-	1
VOLKS WAGEN	56	53	227	375
VOLVO	5	43	21	260
WARTBURG	-	-	-	2
TOTAL	687	1.057	3.059	7.657

**Graph 6. Sales of new lorries:
June 2016**



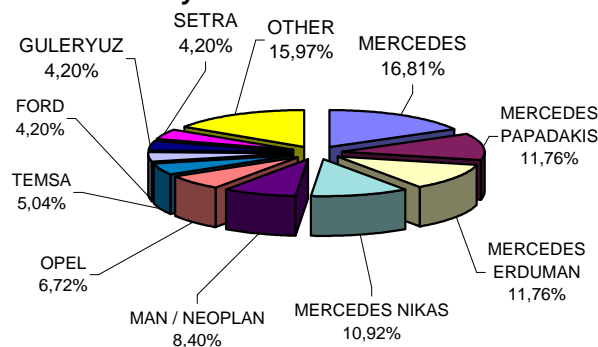
**Graph 7. Sales of new lorries:
January- June 2016**



**Table 5. Sales of new and used buses by make:
June and January- June 2016**

Makes	Buses			
	June		Jan. - Jun.	
	new	used	new	used
B.M.C.	-	1	-	1
BOVA	-	4	-	27
DAF	-	-	-	4
EOS-COACH	-	-	-	1
EVOBUS	-	3	-	22
FIAT	-	1	-	1
FIAT-IVECO	-	-	-	7
FORD	1	1	5	7
G. AUWARTER	-	-	-	2
GULERYUZ	1	-	5	-
HIGER (SCANIA)	1	-	3	-
IRISBUS	-	-	-	1
IRIZAR	-	-	2	-
ISUZU, ANADOLU ISUZU,	1	-	1	-
IVECO	-	-	3	1
KARSAN	2	-	2	-
KASSBOHRER	-	1	-	1
MAN	-	1	1	27
MAN / NEOPLAN	10	-	10	-
MERCEDES	-	38	20	179
MERCEDES CENTO BUS	1	-	2	-
MERCEDES PAPADAKIS	1	-	14	-
MERCEDES ERDUMAN	3	-	14	-
MERCEDES GIANNOPOYI	3	-	3	-
MERCEDES NIKAS	3	-	13	-
NEOPLAN	-	3	-	22
OPEL	7	-	8	-
OTOKAR	-	-	1	-
PEUGEOT	-	-	-	23
RENAULT	-	1	-	2
SCANIA	-	3	-	23
SETRA	-	8	5	33
SIN MARCA	-	-	-	3
TEMSA	6	5	6	27
VAN HOOL	-	-	-	3
VOLKSWAGEN	-	2	1	12
VOLVO	-	-	-	11
XIAMEN KING LONG	-	1	-	3
TOTAL	40	73	119	443

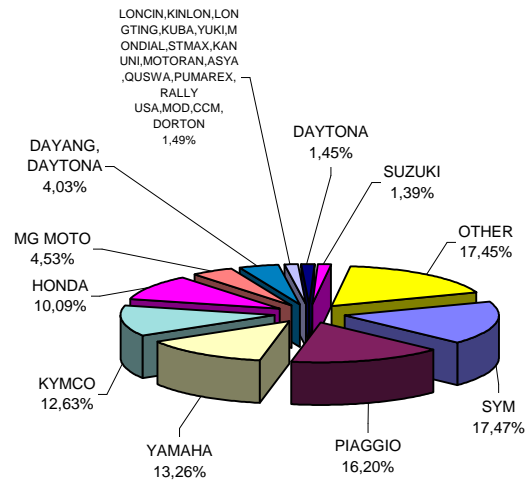
**Graph 8. Sales of new buses:
January- June 2016**



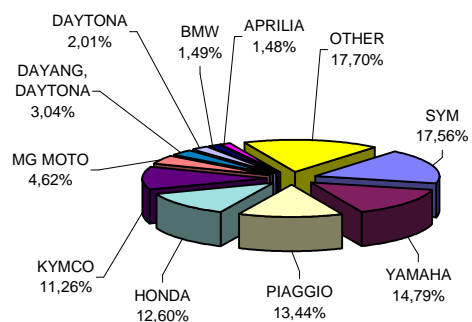
**Table 6. Sales of new and used motorcycles by make or manufacturer:
June and January- June 2016**

Makes	Motorcycles			
	June		Jan. - Jun.	
	new	used	new	used
ACCESS, GOES	8	-	30	1
AEON MOTOR	20	-	48	-
APRILIA	51	11	281	51
APRILIA, PIAGGIO, GILERA	12	1	40	11
ARTIC CAT	-	-	6	-
BASHAN, APACHI, ISILDAR APA	9	-	50	-
BETA	1	-	15	1
BMW	57	6	284	22
BOMBARDIER INC.	5	-	26	1
CFMOTO	37	-	94	1
DAELIM	12	-	63	2
DAYANG, DAYTONA	203	1	577	5
DAYTONA	73	-	382	-
DERBI	2	-	21	-
DUCATI	25	-	100	4
EVA, EMBUGGY, VINTAGE, EVA	-	-	7	-
FEISHEN, MONDIA	-	-	8	-
HAOJIANG, SENKE, ZONTES, TA	13	-	36	-
HARLEY DAVIDSON	11	-	58	10
HER CHEE, ADLY	2	-	16	-
HONDA	508	79	2,395	292
HSUN, HISUN, APACHI, ICHIBAN	7	-	17	-
HUSQVARNA	2	-	12	-
INDIAN MOTORCYC	5	-	14	-
JIAJUE, JINDING, LANYING, DHS, I	10	-	19	-
JIALING, MOTORAN, TRAXX, SP	17	-	21	-
JIANSHE, GEMINI	7	-	38	-
JINLING	-	-	11	1
JLAJI, HUATIAN, FEILING, TUTU	4	-	16	-
JOYNER	3	-	17	-
KAWASAKI	29	2	151	14
KEEWAY	-	1	6	1
KL	7	-	34	-
KTM	39	2	197	8
KWANG YANG	-	11	-	38
KYMCO	636	31	2,140	114
LIFAN, HONLEI, SKYGO, BISAN-	31	-	147	-
LINHAI, KUBA, ONLINE, LHY	13	-	43	-
LML	6	1	34	3
LONCIN, KINLON, LONGTING, KU	75	-	180	-
MBK	-	3	-	12
MG MOTO	228	1	878	4
MODENAS	18	-	88	1
MOTO GUZZI	5	-	15	-
MOTO S.P.A	1	-	6	-
MV AGUSTA	2	1	6	2
ODES, LIANGZI, BRANSON	4	-	20	-
PEUGEOT	43	4	189	10
PIAGGIO	816	63	2,553	230
POLARIS	7	-	19	-
QINGQI, RKS, DAYTONA, RMG M	1	1	5	3
QJ, QJIANG, KEEWAY, LEONE,	63	1	189	3
QUADRO	2	-	6	-
RIYA, HONLING, YAMAKOYO, TI	2	-	26	-
SHANYANG	4	2	33	2
SHINERAY	5	-	65	-
SKYJET	2	-	9	1
SKYTEAM, SACIN, METALCO, S	9	-	37	-
STANDARD	16	-	16	-
SUZUKI	70	28	265	93
SYM	880	12	3,337	64
TGB	46	1	142	1
TRIUMPH	33	-	95	2
VEEROAD	6	-	17	-
WANGYE, SANBEN, UM, MONDI	22	-	74	-
XGJAO	8	-	36	-
XGJAO, KAISAR, SKYJET, SOKON	44	-	63	-
XINGYUE, GS MOON, AXY, SUM	-	-	6	-
XINYANG	4	-	9	-
YAMAHA	668	85	2,811	357
YIBEN, MEIDUO, VONROAD, WU	2	-	7	1
YINXIANG, KENBO, VENOM, CHI	24	-	76	-
ZHONGNENG, ZNEN, daDo, DIR	27	-	127	-
ZXMCO, ZHONGXING, BEWHEE	8	-	40	-
OTHER	26	3	102	21
TOTAL	5,036	351	19,001	1,387

**Graph 9. Sales of new motorcycles:
June 2016**



**Graph 10. Sales of new motorcycles:
January- June 2016**



EXPLANATORY NOTES

Survey on the issuing of new road motor vehicle circulation licenses

The survey on the issuing of new motor vehicle circulation licenses is a census survey. The released data give information, at country level, on the brand and type of the motor vehicle, as well as whether it is new or used. The survey does not include vehicles that move on rails, trolley busses, agricultural tractors and machinery. In addition, the following are excluded: all motor vehicles of the Armed Forces, Police, Fire Brigade, State Services, Diplomatic Corps, Foreign Missions, and Invalids of Wars, as well as motorcycles with a cylinder capacity less than 50 cc.

Legal basis Law 3832/2010

Reference Period June 2016

Coverage The production of monthly data is based on the registers held by the Ministry of Infrastructure, Transport and Networks, which records all the monthly changes observed in the vehicle registration licences at country level.

Definitions **Road motor vehicle** is any vehicle that, irrespective of the number of wheels, is moved by an engine and is designed to transport persons or cargo or both of them, either they are on the same single vehicle or on a trailer carried by the main motor vehicle. **New** road motor vehicle is any motor vehicle that is registered for the first time in Greece during the reference month and has not been put into circulation in any other country. **Used motor** vehicle is any motor vehicle that is registered for the first time in Greece and has been imported as a used one from abroad

Passenger motor vehicle: it is a motor vehicle designed to carry mostly people, having no more than 9 seats, including the driver's seat.

Bus: it is a motor vehicle, which is designed to carry mostly people, having more than 10 seats, including the driver's seat. (In the corresponding tables of this Press Release, this category also includes articulated buses.)

Lorry: it is motor vehicle designed to carry mostly cargo. (In the corresponding tables of this Press Release, this category also includes tractors, tow trucks, articulated tractors, and trucks with trailers).

Motorcycle: any two-wheeled motor vehicle, with or without sidecar, with maximum authorized design speed over 45 km/h, or in case it is powered by a combustion engine, with a cylinder capacity of 50 cc or over (In the corresponding tables of this Press Release, this category also includes the three-wheeled motor vehicles – motor tricycles).

Tricycle motor vehicle: it is a motor vehicle with three symmetrical wheels with maximum authorized design speed over 45 km/h, or in case it is powered by a combustion engine, with a cylinder capacity over the 50 cc. This category also includes four-wheel vehicles, except the light four-wheel motorcycles, whose empty vehicle tare (excluding the weight of the fuel or mixture of fuel-oil or the weight of the batteries for electric cars) is up to 400 kg in the case the vehicle is designed for passenger use or up to 550 kg in case the vehicle is designed to carry cargo and whose engine is up to 15KW.

Methodology Exhaustive Survey. The primary data derive from the Ministry of Infrastructure, Transport and Networks and are based on the issuing of new circulation licences as they are registered by the Regional Offices for Transport and Communications.

References

More information (graphs, tables) concerning the survey on the issuing of new motor vehicle circulation licences are available on the webpage of ELSTAT, www.statistics.gr, under the link "Statistical Themes > Transport > Vehicles > Vehicle > Vehicle Licensing – Vehicle Fleet