



P R E S S R E L E A S E

MUSEUMS AND ARCHAEOLOGICAL SITES ATTENDANCE SURVEY NOVEMBER 2015

The Hellenic Statistical Authority (ELSTAT) announces the results of the Survey on Museums and Archaeological Sites.

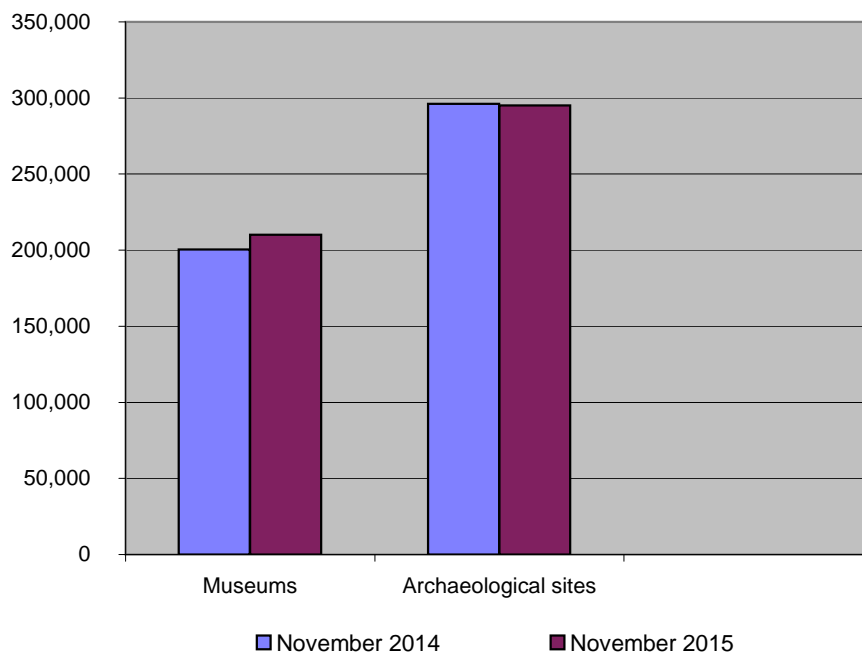
During November 2015, the museums recorded an increase of 4.9% in the number of visitors and a decrease of 11.9% in their receipts, in comparison with the corresponding month of 2014.

The number of visitors at archaeological sites, in November 2015, recorded a decrease of 0.4% while the respective receipts recorded a decrease of 6.6% , in comparison with the corresponding month of 2014 (Table 1).

During the eleven-months of 2015, there was an increase of 6.1% in the number of visitors of museums and an increase of 5.7% in the respective receipts, in comparison with the corresponding period of 2014.

The number of visitors at archaeological sites, during the eleven-months of 2015 recorded an increase of 3.7% while the respective receipts recorded an increase of 2.6%, in comparison with the corresponding period of 2014 (Table 2).

**SURVEY ON MUSEUMS AND ARCHAEOLOGICAL SITES
NOVEMBER 2015**



Information:

Social Statistics Division
Culture and Sports statistics Section
Vasilopoulos Marios
Tel.: 0030-2131352753
E-mail: m.vasilopoulos@statistics.gr

**TABLE 1: VISITORS OF MUSEUMS AND ARCHAEOLOGICAL SITES - TOTAL RECEIPTS
(NOVEMBER 2014 AND NOVEMBER 2015)**

Museums - Archaeological sites	NOVEMBER		Change % 2015/2014
	2014	2015	
	NUMBER OF VISITORS ⁽²⁾		
A. Museums (total)	200,351	210,203	4.9
Acropolis Museum	83,219	81,644	-1.9
National Archaeological	24,507	24,314	-0.8
Ancient Olympia	3,444	3,872	12.4
Palace of the Grand Master (Rhodes)	3,449	4,012	16.3
Herakleion Archaeological (Crete)	4,088	3,846	-5.9
Rhodes	1,036	1,476	42.5
Delphi	6,924	5,907	-14.7
Other museums	73,684	85,132	15.5
B. Archaeological Sites (total)	296,211	295,010	-0.4
Epidavros ⁽¹⁾	9,970	7,788	-21.9
The Acropolis of Mycenae & Atreus' Treasure	10,279	8,590	-16.4
The Acropolis of Athens	87,500	83,978	-4.0
Sounio	8,833	9,376	6.1
The Acropolis of Lindos	1,991	3,696	85.6
Kameiros (Rhodes)	391	625	59.8
Ancient Olympia	14,021	17,117	22.1
Knossos (Crete)	10,118	9,222	-8.9
Phaistos (Crete)	1,219	1,145	-6.1
Ancient Korinthos ⁽¹⁾	6,375	4,488	-29.6
Mystras ⁽¹⁾	2,814	2,605	-7.4
Delphi	9,522	8,530	-10.4
Other archaeological sites	133,178	137,850	3.5
	NUMBER OF VISITORS WITH FREE ADMISSION TICKETS		
Total	184,890	251,674	36.1
A. Museums (free admission ticket)	92,772	113,746	22.6
B. Archaeological sites (free admission ticket)	92,118	137,928	49.7
	RECEIPTS (euros)		
Total	1,771,406.00	1,628,664.00	-8.1
A. Museums	475,214.00	418,564.00	-11.9
B. Archaeological sites	1,296,192.00	1,210,100.00	-6.6

(1) Flat rate ticket, valid both for the museum and the archaeological site.

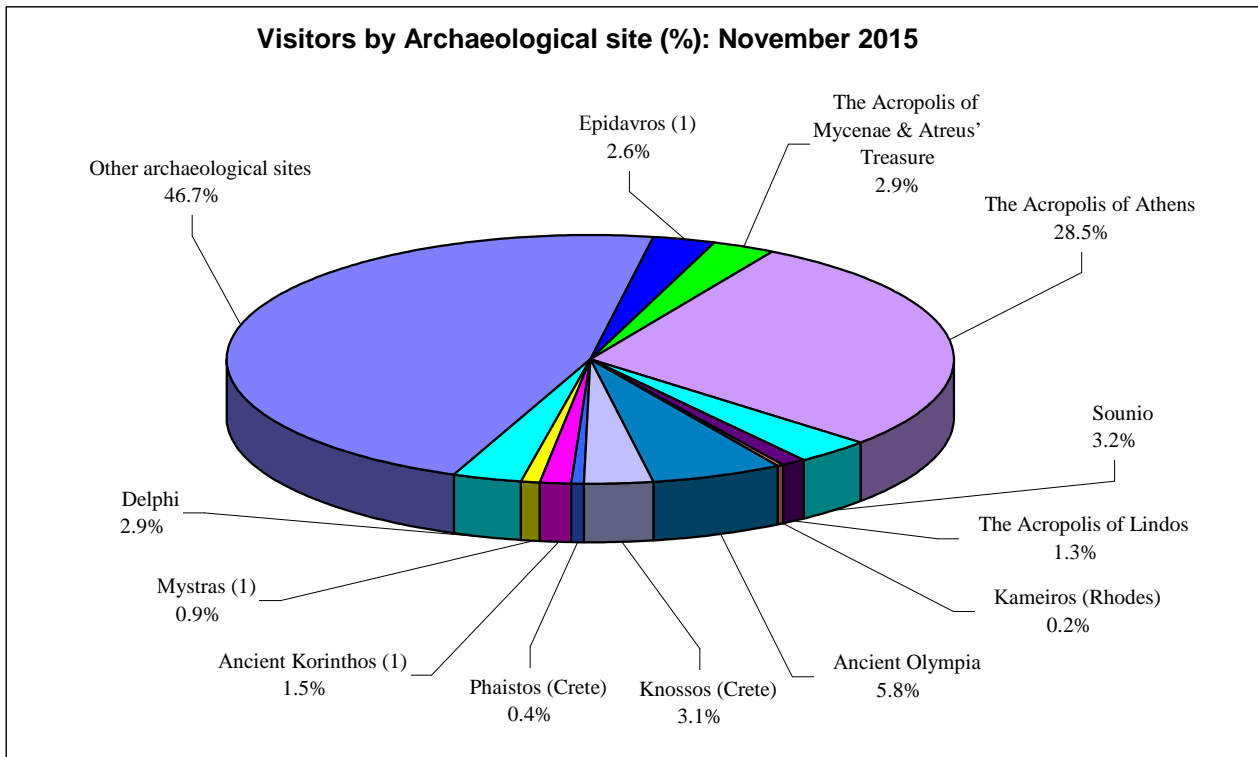
(2) Including also free admission tickets for museums and archaeological sites.

**TABLE 2: VISITORS OF MUSEUMS AND ARCHAEOLOGICAL SITES - TOTAL RECEIPTS
(2013,2014, AND JANUARY- NOVEMBER 2014 & 2015)**

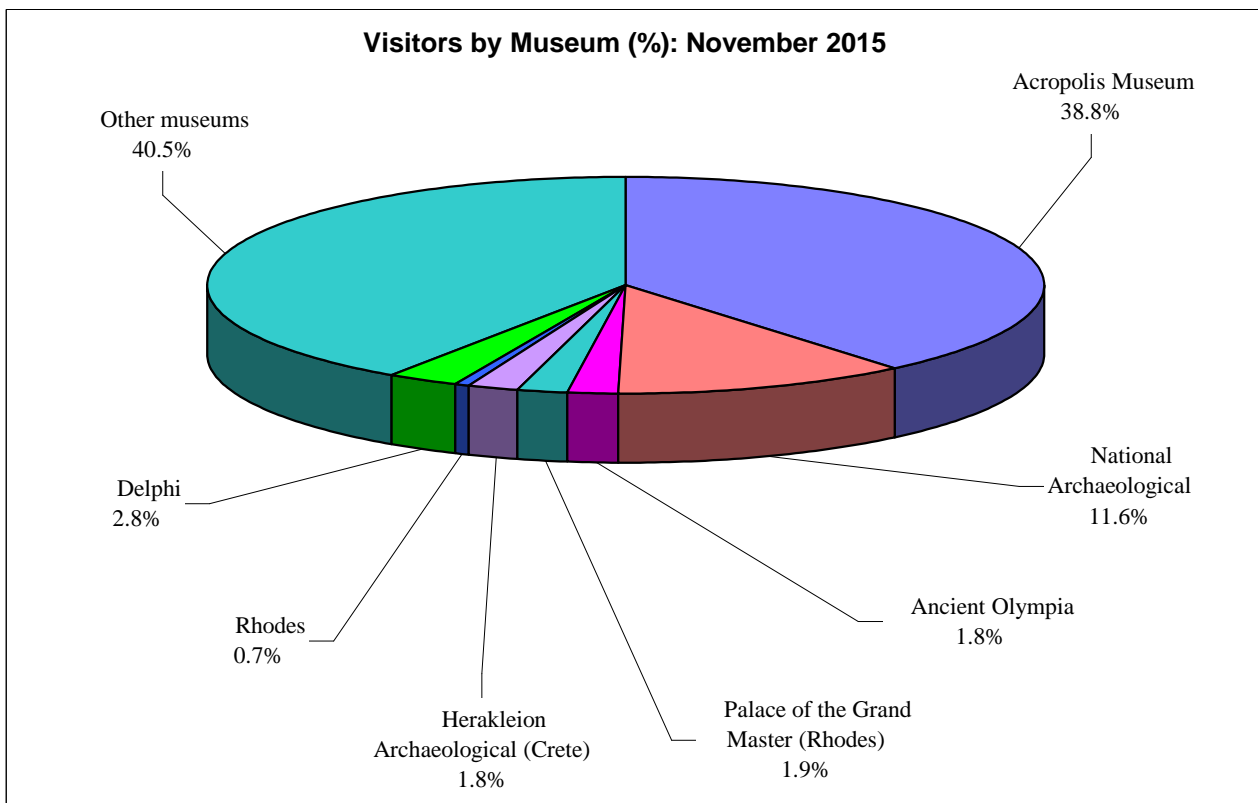
Museums - Archaeological sites	2013	2014	JANUARY-NOVEMBER		Change % 2015/2014
			2014	2015	
	NUMBER OF VISITORS				
A. Museums (total)	3,391,218	4,154,142	3,986,558	4,231,198	6.1
Acropolis Museum	1,091,139	1,377,409	1,305,089	1,443,330	10.6
National Archaeological Ancient Olympia	395,091	459,115	437,395	458,905	4.9
Palace of the Grand Master (Rhodes)	106,997	134,976	132,335	133,675	1.0
Herakleion Archaeological (Crete)	217,329	258,906	257,890	249,700	-3.2
Rhodes	135,963	198,942	197,207	199,951	1.4
Delphi	67,985	79,878	79,357	87,394	10.1
Other museums	145,298	190,314	184,190	199,878	8.5
B. Archaeological sites (total)	1,231,416	1,454,602	1,393,095	1,458,365	4.7
Epidavros ⁽¹⁾	8,167,889	9,953,161	9,765,419	10,128,700	3.7
The Acropolis of Mycenae & Atreus' Treasure	318,537	416,323	408,399	437,519	7.1
The Acropolis of Athens	280,468	377,336	369,963	395,105	6.8
Sounio	1,390,056	1,563,434	1,510,460	1,988,942	31.7
The Acropolis of Lindos	175,370	203,269	197,361	231,189	17.1
Kameiros (Rhodes)	497,647	630,042	629,548	579,737	-7.9
Ancient Olympia	163,878	177,859	177,716	152,007	-14.5
Knossos (Crete)	462,370	464,990	457,245	435,657	-4.7
Phaistos (Crete)	697,121	670,499	668,006	624,566	-6.5
Ancient Korinthos ⁽¹⁾	88,691	105,643	105,250	94,395	-10.3
Mystras ⁽¹⁾	123,888	161,819	159,056	139,526	-12.3
Delphi	89,165	113,815	112,447	115,427	2.7
Other archaeological sites	227,079	293,944	285,988	312,710	9.3
	3,653,619	4,774,188	4,683,980	4,621,920	-1.3
	NUMBER OF VISITORS WITH FREE ADMISSION TICKETS				
Total	3,689,062	4,717,338	4,542,861	3,956,012	-12.9
A. Museums	1,469,069	1,715,777	1,626,019	1,425,504	-12.3
B. Archaeological sites	2,219,993	3,001,561	2,916,842	2,530,508	-13.2
	RECEIPTS (euros)				
Total	47,004,957.00	54,663,545.00	53,541,273.00	55,307,248.00	3.3
A. Museums	9,224,241.00	11,793,726.00	11,440,806.00	12,091,845.00	5.7
B. Archaeological sites	37,780,716.00	42,869,819.00	42,100,467.00	43,215,403.00	2.6

(1) Flat rate ticket, valid both for the museum and the archaeological site.

Graph 1



Graph 2



EXPLANATORY NOTES

Museums and Archaeological Sites Survey	<p>The Survey on Museums and Archaeological Sites Attendance produces results since 1970, on the basis of data collected by the Archaeological Receipts Fund (ARF) of the Ministry of Culture and Sports. The ARF collects data on the number of visitors and the receipts from the tickets sold in the museums and archaeological sites of the country.</p> <p>The corresponding data for the Acropolis Museum are available from December 2009 onwards.</p>
Legal Framework	<p>The continuously conducted since 1970 one and produces results on a monthly and yearly basis in compliance with the Joint Ministerial Decision 15189/B379/73. ELSTAT proceeds to the tabulating of data concerning the museums and the archaeological sites all over Greece.</p>
Reference Period	<p>1/11/2015 to 30/11/2015</p>
Information on tickets	<p>From January 2002 onwards, the number of museums' visitors includes both the visitors who have bought a ticket and the visitors with free admission. From 16-06-1996 onwards, the museums and the archaeological sites all over Greece have a paid admission for all the visitors, Greeks and foreigners, all over the year, except in the following days, which are free admission days:</p> <ol style="list-style-type: none">1. National Holidays (25th of March and 28th of October)2. The first Sunday every month during the five month period from 1st November to 31st March3. The 6th of March (in memory of Melina Merkouri)4. The 18th of April (International Monuments Day)5. The 18th of May (International Museums Day)6. The 5th of June (International Environment Day)7. The last weekend of September annually (European Heritage Days)
Free admissions	<p>The admission is free for:</p> <ol style="list-style-type: none">1. Young people from EU-countries aged under 18 years, by showing their identity card.2. Students of Higher Education (Universities and Technological Educational Institutions) or equivalent institutions of EU- countries, as well as of Tour Guide Training Institutes, by showing their student identity card or International Student Identity Card (ISIC)3. Employees of the Hellenic Ministry of Culture and Sports by showing their professional identity card4. ICOM and ICOMOS cardholders5. Tour Guides by showing professional identity card of the Ministry of Economy Development and Tourism6. Teachers accompanying pupils and students on primary, secondary and tertiary education institution tours7. Journalists with current journalists' identification card8. Members of Associations and Societies of Friends of Museums and Archaeological Sites9. Official guests of the Greek Government, after relevant approval10. Escorts of blind persons and persons with disabilities11. Free admission cardholders12. Holders of the Culture Card
Number of flat rate tickets	<p>From April 1999 onwards, in addition to the ordinary tickets a new "flat rate ticket" was established, in some museums and the nearby archaeological site which is valid for both some museums and the nearby archaeological site. The total number of these flat rate tickets for November 2015 is 41.189.</p>
References	<p>More information on the Museums and Archaeological Sites Survey are available on the website of ELSTAT (www.statistics.gr). In addition, more details on the current and previous time series are also available on the website of ELSTAT.</p>