

## **PRESS RELEASE**

### **Issuing of Motor Vehicle Circulation Licences: May 2016**

The Hellenic Statistical Authority announces that in May 2016, 17.290 road motor cars (both new and used from abroad) were put into circulation for the first time, recording a 33,0% increase compared with the corresponding month of 2015 when the number of road motor cars was 13.000. In May 2015, a 27,9% increase had been observed in comparison with the corresponding month of 2014 (Table1, Chart1). A total number of 14.108 new cars were put into circulation in May 2016 compared with 9.523 in May 2015, recording an 48,1% increase.

The new motorcycles (over 50cc) that were put into circulation for the first time in May 2016 amounted to 4.719, against 4.933 in 2015, thus recording a 4,3% decrease. In May 2015, a 27,8% increase had been observed in comparison with the corresponding month of 2014 (Table 1, Chart1). Out of the above motorcycles 4.438 were new, while the corresponding figure in May 2015 was 4.632, recording a 4,2% decrease.

During the period January - May 2016, 60.096 road motor cars (both new and used from abroad) were put into circulation for the first time, representing a 12,0% increase compared to the corresponding period of 2015 when the number of road motor cars was 53.671. During the period January - May 2015 an increase of 28,4% had been observed in comparison with the corresponding period of 2014 (Table2, Charts 2,3). Out of the above number of road motor cars that were put into circulation, from January to May 2016, 40.966 were new, while the corresponding number during the respective period of 2015 was 37.030, recording a 10,6% increase.

During the period January - May 2016 the circulation of new motorcycles (over 50cc) amounted to 15.001, against 14.621 in 2015, thus representing a 2,6% increase. An increase of 18,0% had been observed during the period January - May 2015 in comparison with the corresponding period of 2014 (Table 2, Charts 2,3). A total number of 13.965 new motorcycles were put into circulation, from January to May 2016, compared with 13.734 during the corresponding period of 2015, recording a 1,7% increase.

Information:

Division of Statistics on Trade and Services  
Section of Transport, Communications and Mass Media

Konstantinos Menexes

Telephon : (0030) 213 1352500

FAX : (0030) 213 1352496

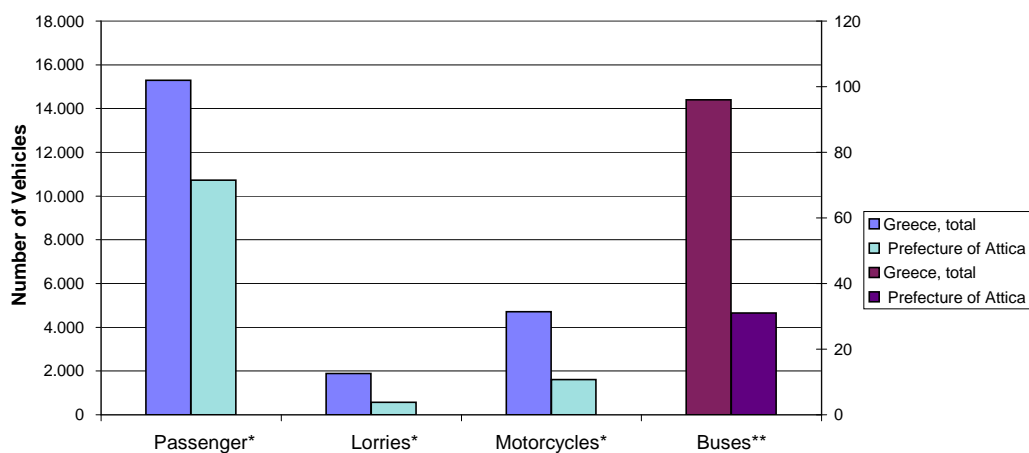
e-mail : k.menexes@statistics.gr

**Table 1. Road motor vehicles, both new and used, put into circulation for the first time in Greece:  
May 2014 - 2016**

Category of Road Motor Vehicles	May						Change (%)			
	2016		2015		2014		2016/2015		2015/2014	
	Total	Used	Total	Used	Total	Used	Total	Used	Total	Used
<b>Greece, total</b>										
<b>Road Motor Vehicles, total</b>	<b>22.009</b>	<b>3.463</b>	<b>17.933</b>	<b>3.778</b>	<b>14.024</b>	<b>2.430</b>	<b>22,7</b>	<b>-8,3</b>	<b>27,9</b>	<b>55,5</b>
<b>1. Road motor cars</b>	<b>17.290</b>	<b>3.182</b>	<b>13.000</b>	<b>3.477</b>	<b>10.165</b>	<b>2.246</b>	<b>33,0</b>	<b>-8,5</b>	<b>27,9</b>	<b>54,8</b>
Passenger Cars	15.300	1.817	11.157	2.093	8.564	1.118	37,1	-13,2	30,3	87,2
Buses	96	70	86	62	96	55	11,6	12,9	-10,4	12,7
Lorries	1.894	1.295	1.757	1.322	1.505	1.073	7,8	-2,0	16,7	23,2
<b>2. Motorcycles &gt; 50 cc</b>	<b>4.719</b>	<b>281</b>	<b>4.933</b>	<b>301</b>	<b>3.859</b>	<b>184</b>	<b>-4,3</b>	<b>-6,6</b>	<b>27,8</b>	<b>63,6</b>
<b>Prefecture of Attica</b>										
<b>Road Motor Vehicles, total</b>	<b>12.937</b>	<b>926</b>	<b>8.997</b>	<b>990</b>	<b>7.184</b>	<b>601</b>	<b>43,8</b>	<b>-6,5</b>	<b>25,2</b>	<b>64,7</b>
<b>1. Road motor cars</b>	<b>11.333</b>	<b>908</b>	<b>7.310</b>	<b>948</b>	<b>5.694</b>	<b>573</b>	<b>55,0</b>	<b>-4,2</b>	<b>28,4</b>	<b>65,4</b>
Passenger Cars	10.724	664	6.836	687	5.241	369	56,9	-3,3	30,4	86,2
Buses	31	18	36	25	42	18	-13,9	-28,0	-14,3	38,9
Lorries	578	226	438	236	411	186	32,0	-4,2	6,6	26,9
<b>2. Motorcycles &gt; 50 cc</b>	<b>1.604</b>	<b>18</b>	<b>1.687</b>	<b>42</b>	<b>1.490</b>	<b>28</b>	<b>-4,9</b>	<b>-57,1</b>	<b>13,2</b>	<b>50,0</b>

Category of Road Motor Vehicles	Change (%)					
	Average Jun. 2015 - May 2016		Average Jun. 2014 - May 2015		Average Jun. 2015 - May 2016 / Average Jun. 2014 - May 2015	
	Total	Used	Total	Used	Total	Used
<b>Greece, total</b>						
<b>Road Motor Vehicles, total</b>	<b>13.299</b>	<b>3.288</b>	<b>12.504</b>	<b>2.865</b>	<b>6,4</b>	<b>14,8</b>
<b>1. Road motor cars</b>	<b>10.217</b>	<b>3.099</b>	<b>9.520</b>	<b>2.700</b>	<b>7,3</b>	<b>14,8</b>
Passenger Cars	8.568	1.910	7.843	1.539	<b>9,2</b>	<b>24,1</b>
Buses	67	55	64	52	<b>4,7</b>	<b>5,8</b>
Lorries	1.582	1.134	1.613	1.109	<b>-1,9</b>	<b>2,3</b>
<b>2. Motorcycles &gt; 50 cc</b>	<b>3.082</b>	<b>189</b>	<b>2.984</b>	<b>165</b>	<b>3,3</b>	<b>14,5</b>

**Graph 1. New registrations of motor vehicles: May 2016**



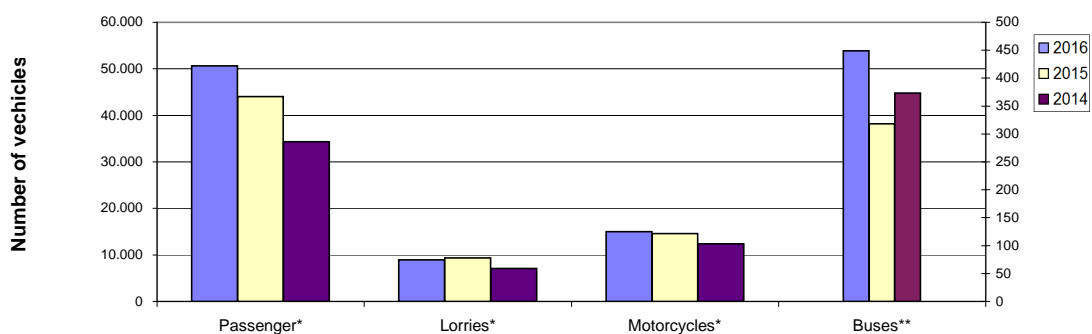
\* For Passenger motor vehicles, Lorries and Motorcycles see the left axis scale

\*\* For Buses see the right axis scale

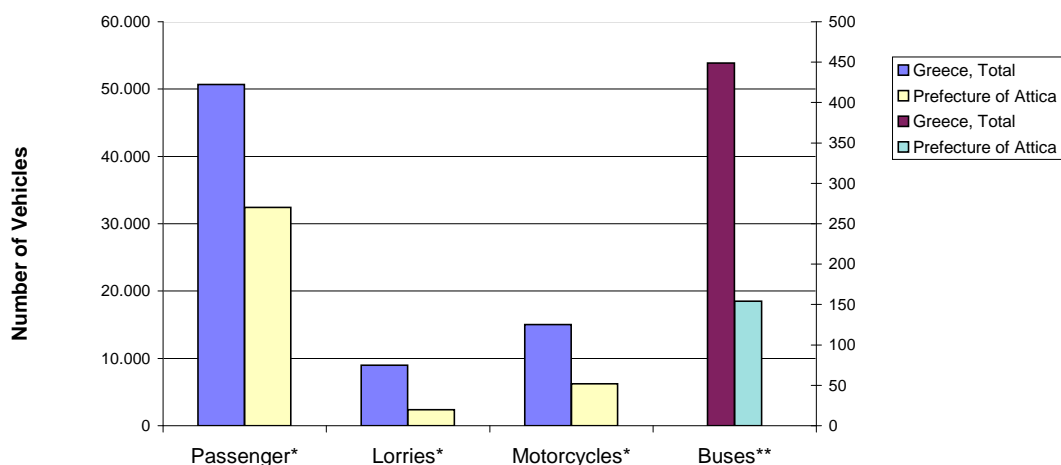
**Table 2. Road motor vehicles, both new and used, put into circulation for the first time in Greece:  
Jan. - May 2014 - 2016**

Category of Road Motor Vehicles	January - May						Change (%)			
	2016		2015		2014		2016/2015		2015/2014	
	Total	Used	Total	Used	Total	Used	Total	Used	Total	Used
<b>Greece, total</b>										
<b>Road Motor Vehicles, total</b>	<b>75.097</b>	<b>20.166</b>	<b>68.292</b>	<b>17.528</b>	<b>54.196</b>	<b>11.042</b>	<b>10,0</b>	<b>15,1</b>	<b>26,0</b>	<b>58,7</b>
<b>1. Road motor cars</b>	<b>60.096</b>	<b>19.130</b>	<b>53.671</b>	<b>16.641</b>	<b>41.807</b>	<b>10.476</b>	<b>12,0</b>	<b>15,0</b>	<b>28,4</b>	<b>58,8</b>
Passenger Cars	50.675	12.160	44.014	9.896	34.348	5.068	15,1	22,9	28,1	95,3
Buses	449	370	318	256	373	286	41,2	44,5	-14,7	-10,5
Lorries	8.972	6.600	9.339	6.489	7.086	5.122	-3,9	1,7	31,8	26,7
<b>2. Motorcycles &gt; 50 cc</b>	<b>15.001</b>	<b>1.036</b>	<b>14.621</b>	<b>887</b>	<b>12.389</b>	<b>566</b>	<b>2,6</b>	<b>16,8</b>	<b>18,0</b>	<b>56,7</b>
<b>Prefecture of Attica</b>										
<b>Road Motor Vehicles, total</b>	<b>41.206</b>	<b>5.781</b>	<b>34.592</b>	<b>4.570</b>	<b>27.528</b>	<b>2.608</b>	<b>19,1</b>	<b>26,5</b>	<b>25,7</b>	<b>75,2</b>
<b>1. Road motor cars</b>	<b>34.955</b>	<b>5.665</b>	<b>28.469</b>	<b>4.399</b>	<b>22.151</b>	<b>2.523</b>	<b>22,8</b>	<b>28,8</b>	<b>28,5</b>	<b>74,4</b>
Passenger Cars	32.442	4.400	25.760	3.263	20.225	1.582	25,9	34,8	27,4	106,3
Buses	154	113	113	85	163	109	36,3	32,9	-30,7	-22,0
Lorries	2.359	1.152	2.596	1.051	1.763	832	-9,1	9,6	47,2	26,3
<b>2. Motorcycles &gt; 50 cc</b>	<b>6.251</b>	<b>116</b>	<b>6.123</b>	<b>171</b>	<b>5.377</b>	<b>85</b>	<b>2,1</b>	<b>-32,2</b>	<b>13,9</b>	<b>101,2</b>

**Graph 2. New motor vehicle circulation licences: comparative data  
January - May 2014, 2015, 2016**



**Graph 3. New registrations of motor vehicles: January - May 2016**



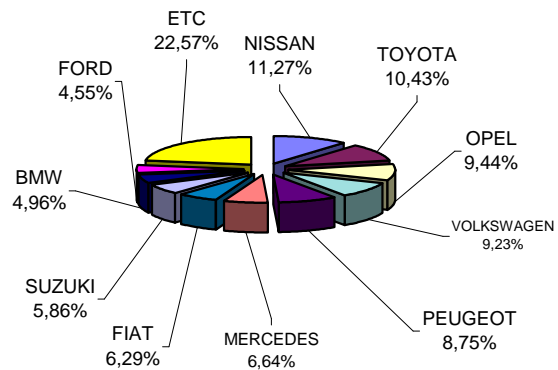
\* For Passenger motor vehicles, Lorries and Motorcycles see the left axis scale

\*\* For the Buses see the right axis scale

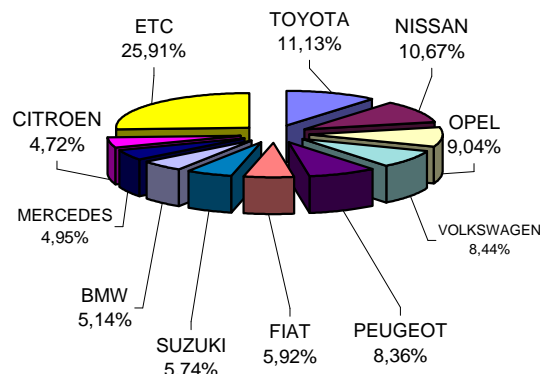
**Table 3. Sales of new and used passenger cars by make:  
May and January - May 2016**

Makes	Passenger cars			
	May		Jan. - May	
	new	used	new	used
ADRIA	-	-	-	1
ALFA LANCIA	-	-	-	1
ALFA ROMEO	54	12	220	97
ALPINA	-	-	-	1
AUDI	439	42	1.416	301
BEACH-BAGGY	-	-	-	1
BENTLEY	-	-	-	2
BMW	669	48	1.979	398
CHEVROLET	-	-	-	15
CHRYSLER	-	-	-	1
CITROEN	559	96	1.816	581
DACIA	78	3	212	43
DAEWOO	-	-	-	2
DAIHATSU	-	5	-	29
DETHLEFFS	-	1	1	5
DODGE	-	-	-	2
FERRARI	-	-	-	4
FIAT	848	116	2.280	786
FIAT-IVECO	-	-	-	1
FISSORE-FIAT	-	-	-	1
FORD	614	143	1.702	991
GM KOREA (CHEVROLET)	2	5	124	41
HONDA	77	11	264	60
HUMMER	-	-	-	1
HYUNDAI	51	27	354	165
JAGUAR	5	1	8	12
JEEP	192	1	492	25
KIA	101	10	393	61
LANCIA	3	9	10	47
LAND ROVER	8	7	26	134
LEXUS	6	2	20	19
LOTUS	-	-	-	1
MAZDA	9	13	73	87
MERCEDES	895	136	1.907	969
MERCEDES Z.MANTOS	28	-	32	-
MG	-	1	-	2
MINI	249	13	714	136
MITSUBISHI	16	18	81	89
NISSAN	1.520	71	4.108	511
OPEL	1.273	261	3.482	1.875
PEUGEOT	1.180	100	3.219	579
PORSCHE	3	13	9	75
RENAULT	385	79	1.239	468
RILEY	-	-	-	1
SAAB	-	1	-	10
SEA / MOBILVETT	-	1	-	5
SEAT	299	10	703	64
SKODA	142	36	639	205
SMART	103	107	371	625
SSANGYONG	18	-	61	1
SUBARU	5	1	17	8
SUZUKI	790	49	2.210	309
TATA	-	-	-	2
TESLA MOTORS	1	1	1	1
TOYOTA	1.406	260	4.285	1.509
VOLKSWAGEN	1.245	98	3.250	685
VOLKSWAGEN Z.MANTOS	-	-	1	-
VOLVO	210	9	796	114
WILLYS	-	-	-	1
<b>TOTAL</b>	<b>13.483</b>	<b>1.817</b>	<b>38.515</b>	<b>12.160</b>

**Graph 4. Sales of new passenger cars:  
May 2016**



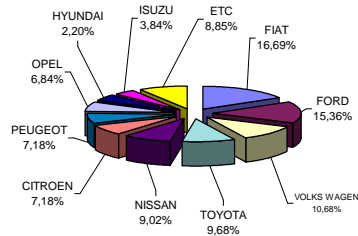
**Graph 5. Sales of new passenger cars:  
January - May 2016**



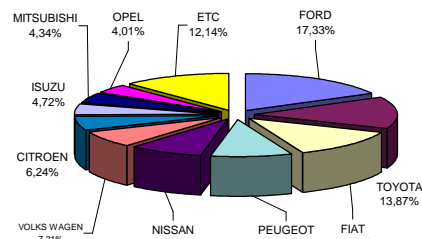
**Table 4. Sales of new and used lorries by make:  
May and January - May 2016**

Makes	Lorries			
	May		Jan. - May	
	new	used	new	used
CADILLAC	-	-	-	1
CHEVROLET	-	1	-	2
CHRYSLER (DODGE)	-	-	-	1
CITROEN	43	25	148	144
DACIA	-	-	2	5
DAF	2	36	7	150
DAF A. KAOUSSIS	-	-	1	-
DAF TECMEC A.E.B.E.	1	-	2	-
DAF TOUMBAS D. & Co L.P.	-	-	2	-
DAF STATHIS	-	-	1	-
DAF ΗΦΑΙΣΤΟΣ ΣΤΕΦΑΝΟΣ	-	-	2	-
DAIHATSU	-	1	-	4
DODGE	-	1	-	1
FIAT	100	183	298	829
FIAT STATHIS	-	-	1	-
FIAT-IVECO	-	4	-	28
FORD	92	141	411	773
FORD AVF HELLAS	-	-	2	-
GENERAL MOTORS	-	1	-	2
GRECAV SPA	-	-	-	1
HONDA	-	1	-	1
HUMMER	-	-	-	1
HYUNDAI	-	8	-	29
ISUZU	23	16	112	86
ISUZU ΤΑΞΙΑΡΧΟΥ	-	-	1	-
ISUZU A. KAOUSSIS SA	1	-	1	-
IVECO	1	16	7	67
IVECO CENTIGON	-	-	8	-
IVECO SMYRLIADIS	-	-	1	-
IVECO A. KAOUSSIS SA	2	-	7	-
IVECO KOSKERIDIS	-	-	5	-
IVECO MAGIRUS	-	-	-	8
IVECO ΑΝΔΡΕΑΣ ΚΑΡΚΑΓΓΕΛΗΣ	-	-	1	-
IVECO ΗΦΑΙΣΤΟΣ ΣΤΕΦΑΝΟΣ	1	-	9	-
IZ	-	-	-	1
JEEP	-	-	-	1
KIA	-	2	-	3
LAND ROVER	-	2	-	5
MAGIRUS	-	-	-	1
MAHINDRA	-	-	2	1
MAN	-	48	5	252
MAN A. KAOUSSIS SA	-	-	8	-
MAN SMYRLIADIS	-	-	3	-
MAN ΕΥΣΤΑΘΙΟΣ ΖΥΓΟΥΡΗΣ & ΣΙΑ ΕΒ	-	-	4	-
MAN-VOLKS WAGEN	-	-	-	1
MAZDA	1	27	1	171
MERCEDES	28	237	81	1.263
MERCEDES A. KAOUSSIS	6	-	9	-
MERCEDES AVF HELLAS	-	-	1	-
MERCEDES DYNA TRAILERS	4	-	6	-
MERCEDES TRUCK NET	-	-	2	-
MERCEDES ΤΑΞΙΑΡΧΟΥ	1	-	1	-
MERCEDES ERMICON	-	-	1	-
MERCEDES MEILLER	-	-	8	-
MERCEDES SMYRLIADIS	2	-	5	-
MERCEDES STATHIS	-	-	9	-
MERCEDES XATZOGLOY	-	-	1	-
MERCEDES Z. ΜΑΝΤΟΣ	-	-	1	-
MERCEDES ΗΦΑΙΣΤΟΣ ΣΤΕΦΑΝΟΣ	1	-	3	-
MERCEDES ΝΙΚΑΣ	-	-	1	-
MINI	-	-	-	1
MINI COOPER	-	-	-	1
MITSUBISHI	11	64	103	330
MITSUBISHI DYNA TRAILERS	-	-	1	-
MITSUBISHI ΚΑΡΑΜΑΝΗΣ & ΣΙΑ Ο.Ε	-	-	1	-
NISSAN	54	116	194	563
NISSAN A. KAOUSSIS SA	1	-	3	-
NISSAN SMYRLIADIS	-	-	3	-
NISSAN ΕΥΣΤΑΘΙΟΣ ΖΥΓΟΥΡΗΣ & ΣΙΑ	1	-	1	-
OPEL	41	73	95	372
PEUGEOT	43	20	223	138
PFAU	-	1	-	3
PIAGGIO	2	2	8	10
PIAGGIO TOUMBAS	-	-	1	-
RENAULT	8	59	32	355
ROVER	-	-	-	2
SCANIA	2	30	7	153
SCANIA INOX STEEL TECHNICAL	-	-	1	-
SCANIA DYNA TRAILERS S.A.	-	-	1	-
SEAT	1	1	1	4
SIMCA	-	-	-	1
SKODA	-	14	-	49
SMYRLIADIS	-	-	-	1
SSANGYONG	-	-	-	2
STEYER	-	1	-	4
SUZUKI	-	1	-	7
TATA	-	2	-	2
TOYOTA	58	50	329	230
TOYOTA SGOURIS	-	-	-	1
VOLKS WAGEN	64	65	171	322
VOLVO	4	46	16	217
WARTBURG	-	-	-	2
<b>TOTAL</b>	<b>599</b>	<b>1.295</b>	<b>2.372</b>	<b>6.600</b>

**Graph 6. Sales of new lorries:  
May 2016**



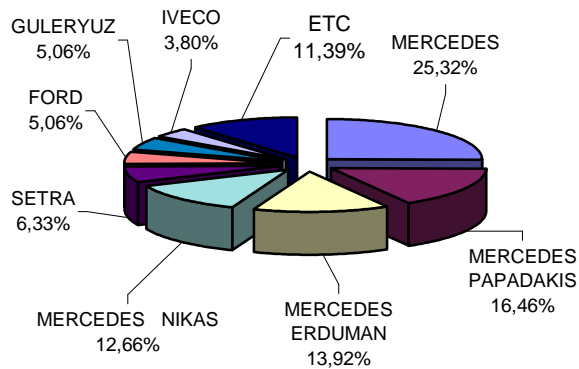
**Graph 7. Sales of new lorries:  
January - May 2016**



**Table 5. Sales of new and used buses by make:  
May and January - May 2016**

Makes	Buses			
	May		Jan. - May	
	new	used	new	used
BOVA	-	4	-	23
DAF	-	-	-	4
EOS-COACH	-	-	-	1
EVOBUS	-	3	-	19
FIAT-IVECO	-	1	-	7
FORD	3	2	4	6
G. AUWARTER	-	-	-	2
GULERYUZ	2	-	4	-
HIGER (SCANIA)	-	-	2	-
IRISBUS	-	-	-	1
IRIZAR	1	-	2	-
IVECO	-	-	3	1
MAN	-	7	1	26
MERCEDES	2	24	20	141
MERCEDES CENTO BUS	-	-	1	-
MERCEDES ERDUMAN	3	-	11	-
MERCEDES NIKAS	5	-	10	-
MERCEDES PAPADAKIS	6	-	13	-
NEOPLAN	-	4	-	19
OPEL	1	-	1	-
OTOKAR	-	-	1	-
PEUGEOT	-	5	-	23
RENAULT	-	1	-	1
SCANIA	-	6	-	20
SETRA	3	5	5	25
SIN MARCA	-	1	-	3
TEMSA	-	2	-	22
VAN HOOL	-	2	-	3
VOLKSWAGEN	-	-	1	10
VOLVO	-	2	-	11
XIAMEN KING LONG	-	1	-	2
<b>TOTAL</b>	<b>26</b>	<b>70</b>	<b>79</b>	<b>370</b>

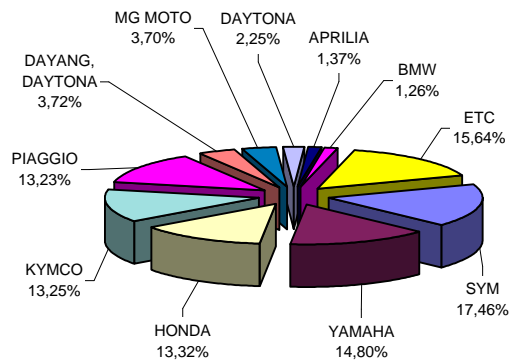
**Graph 8. Sales of new buses:  
January - May 2016**



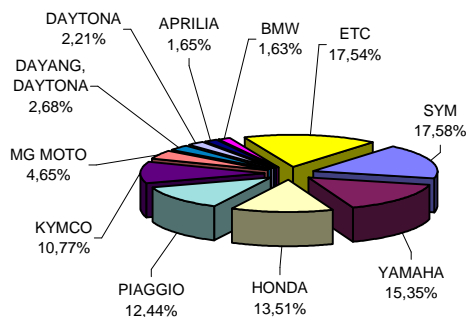
**Table 6. Sales of new and used motorcycles by make or manufacturer:  
May and January - May 2016**

Makes	Motorcycles			
	May		Jan. - May	
	new	used	new	used
ACCESS, GOES	2	-	22	1
AEON MOTOR	12	-	28	-
APRILIA	61	9	230	40
APRILIA, PIAGGIO, GILERA	8	4	28	10
ARTIC CAT	2	-	6	-
BASHAN, MONDIAL, YUKI, APAC	32	-	41	-
BETA	1	-	14	1
BMW	56	3	227	16
BOMBARDIER INC.	6	1	21	1
CFMOTO	16	-	57	1
DAELIM	11	-	51	2
DAYANG, DAYTONA	165	2	374	4
DAYTONA	100	-	309	-
DERBI	5	-	19	-
DUCATI	21	2	75	4
EVA, EMBUGGY, VINTAGE, EVA	4	-	7	-
FEISHEN, MONDIA	-	-	8	-
HAOJIAN, ZONTES, TAYO, Sharp	2	-	7	-
HAOJIANG, SENKE, ZONTES, TA	1	-	13	-
HARLEY DAVIDSON	8	2	47	10
HER CHEE, ADLY	7	-	14	-
HONDA	591	60	1.887	213
HSUN, HISUN, APACHI, ICHIBAN	2	-	6	-
HUSQVARNA	-	-	10	-
INDIAN MOTORCYC	1	-	9	-
JIAJUE, JINDING, LANYING, DHS, J	6	-	9	-
JIANSHE, GEMINI	9	-	31	-
JINLING	1	1	11	1
JLAJI, HUATIAN, FEILING, TUTU	5	-	12	-
JOYNER	4	-	14	-
KAWASAKI	24	4	122	12
KEEWAY	-	-	6	-
KL	6	-	27	-
KTM	43	2	158	6
KWANG YANG	-	11	-	27
KYMCO	588	19	1.504	83
LIFAN, HONLEI, SKYGO, BISAN-	14	-	116	-
LINHAI, KUBA, LHY, ONLINE	8	-	30	-
LML	2	-	28	2
LONCIN, KINLON, LONGTING, KU	49	-	105	-
LONGJIA, VMOTO, MLONGJIA, V	-	-	5	-
MBK	-	4	-	9
MG MOTO	164	-	650	3
MODENAS	19	-	70	1
MOTO GUZZI	7	-	10	-
MOTO S.P.A	-	-	5	-
MV AGUSTA	2	-	4	1
ODES, LIANGZI, BRANSON	14	-	16	-
PEUGEOT	27	1	146	6
PIAGGIO	587	46	1.737	167
POLARIS	4	-	12	-
QINGQI, RKS, DAYTONA, RMG M	-	-	4	2
QJ, QJIANG, KEEWAY, LEONE	17	-	59	-
QJ, QJIANG, KEEWAY	33	1	67	2
RIYA	-	-	10	-
RIYA, HONLING, YAMAKOYO, TI	3	-	14	-
SHANYANG	9	-	29	-
SHINERAY	5	-	60	-
SKYJET	1	1	7	1
SKYTEAM, SACIN, METALCO, S	8	-	28	-
SUZUKI	50	18	195	65
SYM	775	18	2.455	52
TGB	48	-	95	-
TRIUMPH	19	-	62	2
VEEROAD	2	-	11	-
WANGYE, SANBEN, UM, MONDI	20	-	52	-
XGJAO	8	-	28	-
XGJAO, KAISAR, SKYJET, SOKON	12	-	19	-
XINGYUE, GS MOON, AXY, SUM	-	-	6	-
XINYANG	1	-	5	-
YAMAHA	657	69	2.143	272
YIBEN, MEIDUO, VONROAD, WU	-	-	5	1
YINXIANG, KENBO, VENOM, CH	17	-	55	-
ZHONGNENG, ZNEN, daDo, DIR	21	-	100	-
ZXMCO, ZHONGXING, BEWHEE	12	-	32	-
ETC	23	3	86	18
<b>TOTAL</b>	<b>4.438</b>	<b>281</b>	<b>13.965</b>	<b>1.036</b>

**Graph 9. Sales of new motorcycles:  
May 2016**



**Graph 10. Sales of new motorcycles:  
January - May 2016**



## EXPLANATORY NOTES

### Survey on the issuing of new road motor vehicle circulation licenses

The survey on the issuing of new motor vehicle circulation licenses is a census survey. The released data give information, at country level, on the brand and type of the motor vehicle, as well as whether it is new or used. The survey does not include vehicles that move on rails, trolley busses, agricultural tractors and machinery. In addition, the following are excluded: all motor vehicles of the Armed Forces, Police, Fire Brigade, State Services, Diplomatic Corps, Foreign Missions, and Invalids of Wars, as well as motorcycles with a cylinder capacity less than 50 cc.

**Legal basis** Law 3832/2010

**Reference Period** May 2016

**Coverage** The production of monthly data is based on the registers held by the Ministry of Infrastructure, Transport and Networks, which records all the monthly changes observed in the vehicle registration licences at country level.

**Definitions** **Road motor vehicle** is any vehicle that, irrespective of the number of wheels, is moved by an engine and is designed to transport persons or cargo or both of them, either they are on the same single vehicle or on a trailer carried by the main motor vehicle. **New** road motor vehicle is any motor vehicle that is registered for the first time in Greece during the reference month and has not been put into circulation in any other country. **Used motor** vehicle is any motor vehicle that is registered for the first time in Greece and has been imported as a used one from abroad

**Passenger motor vehicle:** it is a motor vehicle designed to carry mostly people, having no more than 9 seats, including the driver's seat.

**Bus:** it is a motor vehicle, which is designed to carry mostly people, having more than 10 seats, including the driver's seat. (In the corresponding tables of this Press Release, this category also includes articulated buses.)

**Lorry:** it is motor vehicle designed to carry mostly cargo. (In the corresponding tables of this Press Release, this category also includes tractors, tow trucks, articulated tractors, and trucks with trailers).

**Motorcycle:** any two-wheeled motor vehicle, with or without sidecar, with maximum authorized design speed over 45 km/h, or in case it is powered by a combustion engine, with a cylinder capacity of 50 cc or over (In the corresponding tables of this Press Release, this category also includes the three-wheeled motor vehicles – motor tricycles).

**Tricycle motor vehicle:** it is a motor vehicle with three symmetrical wheels with maximum authorized design speed over 45 km/h, or in case it is powered by a combustion engine, with a cylinder capacity over the 50 cc. This category also includes four-wheel vehicles, except the light four-wheel motorcycles, whose empty vehicle tare (excluding the weight of the fuel or mixture of fuel-oil or the weight of the batteries for electric cars) is up to 400 kg in the case the vehicle is designed for passenger use or up to 550 kg in case the vehicle is designed to carry cargo and whose engine is up to 15KW.

**Methodology** Exhaustive Survey. The primary data derive from the Ministry of Infrastructure, Transport and Networks and are based on the issuing of new circulation licences as they are registered by the Regional Offices for Transport and Communications.

### References

More information (graphs, tables) concerning the survey on the issuing of new motor vehicle circulation licences are available on the webpage of ELSTAT, [www.statistics.gr](http://www.statistics.gr), under the link "Statistical Themes > Transport > Vehicles > Vehicle > Vehicle Licensing – Vehicle Fleet