



## **PRESS RELEASE**

### **Issuing of Motor Vehicle Circulation Licences: April 2016**

The Hellenic Statistical Authority announces that in April 2016, 14.452 road motor cars (both new and used from abroad) were put into circulation for the first time, recording a 24,5% increase compared with the corresponding month of 2015 when the number of road motor cars was 11.611. In April 2015, a 47,2% increase had been observed in comparison with the corresponding month of 2014 (Table1, Chart1). A total number of 10.326 new cars were put into circulation in April 2016 compared with 8.260 in April 2015, recording an 25,0% increase.

The new motorcycles (over 50cc) that were put into circulation for the first time in April 2016 amounted to 3.770, against 3.567 in 2015, thus recording a 5,7% increase. In April 2015, a 25,2% increase had been observed in comparison with the corresponding month of 2014 (Table 1, Chart1). Out of the above motorcycles 3.508 were new, while the corresponding figure in April 2015 was 3.347, recording a 4,8% increase.

During the period January - April 2016, 42.806 road motor cars (both new and used from abroad) were put into circulation for the first time, representing a 5,2% increase compared to the corresponding period of 2015 when the number of road motor cars was 40.671. During the period January - April 2015 an increase of 28,5% had been observed in comparison with the corresponding period of 2014 (Table2, Charts 2,3). Out of the above number of road motor cars that were put into circulation, from January to April 2016, 26.858 were new, while the corresponding number during the respective period of 2015 was 27.507, recording a 2,4% decrease.

During the period January - April 2016 the circulation of new motorcycles (over 50cc) amounted to 10.282, against 9.688 in 2015, thus representing a 6,1% increase. An increase of 13,6% had been observed during the period January - April 2015 in comparison with the corresponding period of 2014 (Table 2, Charts 2,3). A total number of 9.527 new motorcycles were put into circulation, from January to April 2016, compared with 9.102 during the corresponding period of 2015, recording a 4,7% increase.

Information:

Division of Statistics on Trade and Services  
Section of Transport, Communications and Mass Media

Konstantinos Menexes

Telephon : (0030) 213 1352500

FAX : (0030) 213 1352496

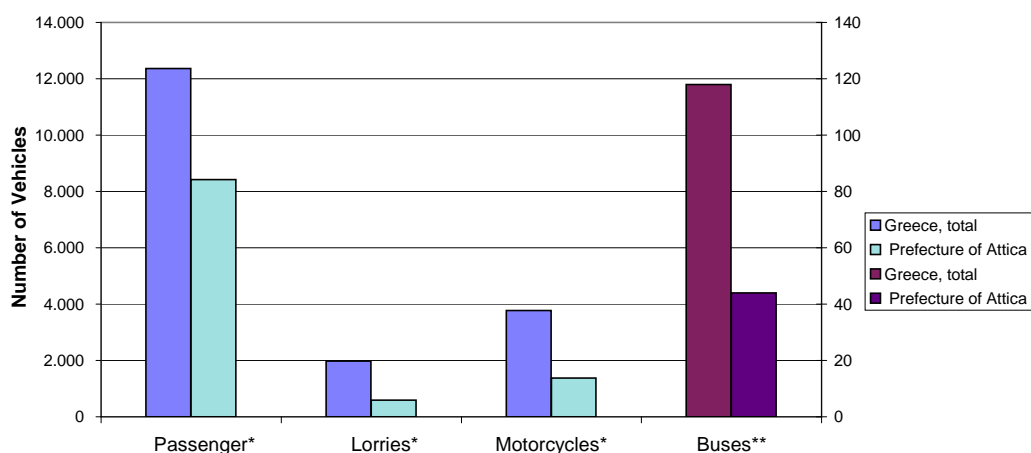
e-mail : k.menexes@statistics.gr

**Table 1. Road motor vehicles, both new and used, put into circulation for the first time in Greece:  
April 2014 - 2016**

| Category of Road Motor Vehicles  | April         |              |               |              |              |              | Change (%)  |              |             |             |
|----------------------------------|---------------|--------------|---------------|--------------|--------------|--------------|-------------|--------------|-------------|-------------|
|                                  | 2016          |              | 2015          |              | 2014         |              | 2016/2015   |              | 2015/2014   |             |
|                                  | Total         | Used         | Total         | Used         | Total        | Used         | Total       | Used         | Total       | Used        |
| <b>Greece, total</b>             |               |              |               |              |              |              |             |              |             |             |
| Road Motor Vehicles,total        | 18.222        | 4.388        | 15.178        | 3.571        | 10.737       | 2.181        | 20,1        | 22,9         | 41,4        | 63,7        |
| <b>1. Road motor cars</b>        | <b>14.452</b> | <b>4.126</b> | <b>11.611</b> | <b>3.351</b> | <b>7.888</b> | <b>2.047</b> | <b>24,5</b> | <b>23,1</b>  | <b>47,2</b> | <b>63,7</b> |
| Passenger Cars                   | 12.360        | 2.627        | 9.872         | 2.071        | 6.462        | 1.020        | 25,2        | 26,8         | 52,8        | 103,0       |
| Buses                            | 118           | 97           | 70            | 55           | 89           | 75           | 68,6        | 76,4         | -21,3       | -26,7       |
| Lorries                          | 1.974         | 1.402        | 1.669         | 1.225        | 1.337        | 952          | 18,3        | 14,4         | 24,8        | 28,7        |
| <b>2. Motorcycles &gt; 50 cc</b> | <b>3.770</b>  | <b>262</b>   | <b>3.567</b>  | <b>220</b>   | <b>2.849</b> | <b>134</b>   | <b>5,7</b>  | <b>19,1</b>  | <b>25,2</b> | <b>64,2</b> |
| <b>Prefecture of Attica</b>      |               |              |               |              |              |              |             |              |             |             |
| Road Motor Vehicles,total        | 10.436        | 1.241        | 7.630         | 984          | 5.261        | 518          | 36,8        | 26,1         | 45,0        | 90,0        |
| <b>1. Road motor cars</b>        | <b>9.057</b>  | <b>1.214</b> | <b>6.285</b>  | <b>951</b>   | <b>4.136</b> | <b>500</b>   | <b>44,1</b> | <b>27,7</b>  | <b>52,0</b> | <b>90,2</b> |
| Passenger Cars                   | 8.419         | 942          | 5.839         | 697          | 3.789        | 317          | 44,2        | 35,2         | 54,1        | 119,9       |
| Buses                            | 44            | 29           | 29            | 24           | 41           | 31           | 51,7        | 20,8         | -29,3       | -22,6       |
| Lorries                          | 594           | 243          | 417           | 230          | 306          | 152          | 42,4        | 5,7          | 36,3        | 51,3        |
| <b>2. Motorcycles &gt; 50 cc</b> | <b>1.379</b>  | <b>27</b>    | <b>1.345</b>  | <b>33</b>    | <b>1.125</b> | <b>18</b>    | <b>2,5</b>  | <b>-18,2</b> | <b>19,6</b> | <b>83,3</b> |

| Category of Road Motor Vehicles  | Change (%)                   |              |                              |              |   |             |
|----------------------------------|------------------------------|--------------|------------------------------|--------------|---|-------------|
|                                  | Average May 2015 - Apr. 2016 |              | Average May 2014 - Apr. 2015 |              | Average May 2015 - Apr. 2016 / Average May 2014 - Apr. 2015 |             |
|                                  | Total                        | Used         | Total                        | Used         | Total   | Used        |
| <b>Greece, total</b>             |                              |              |                              |              |   |             |
| Road Motor Vehicles,total        | 12.958                       | 3.314        | 12.178                       | 2.751        | 6,4   | 20,5        |
| <b>1. Road motor cars</b>        | <b>9.858</b>                 | <b>3.123</b> | <b>9.283</b>                 | <b>2.596</b> | <b>6,2</b>  | <b>20,3</b> |
| Passenger Cars                   | 8.222                        | 1.933        | 7.627                        | 1.457        | 7,8   | 32,7        |
| Buses                            | 66                           | 54           | 64                           | 51           | 3,1   | 5,9         |
| Lorries                          | 1.570                        | 1.136        | 1.592                        | 1.088        | -1,4  | 4,4         |
| <b>2. Motorcycles &gt; 50 cc</b> | <b>3.100</b>                 | <b>191</b>   | <b>2.895</b>                 | <b>155</b>   | <b>7,1</b>  | <b>23,2</b> |

**Graph 1. New registrations of motor vehicles: April 2016**



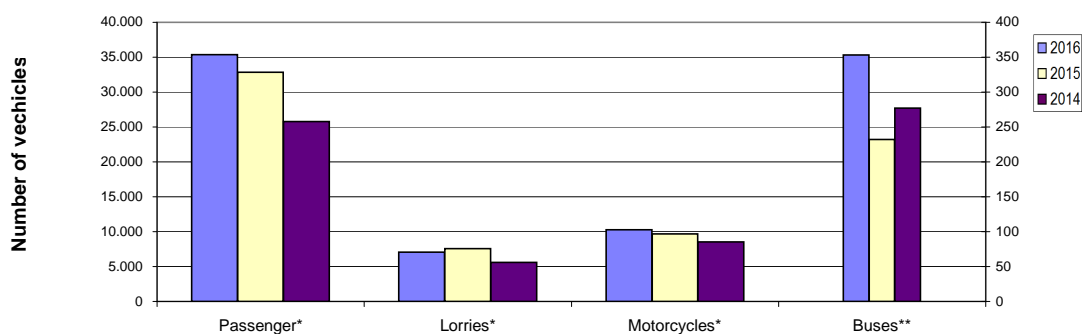
\* For Passenger motor vehicles, Lorries and Motorcycles see the left axis scale

\*\* For Buses see the right axis scale

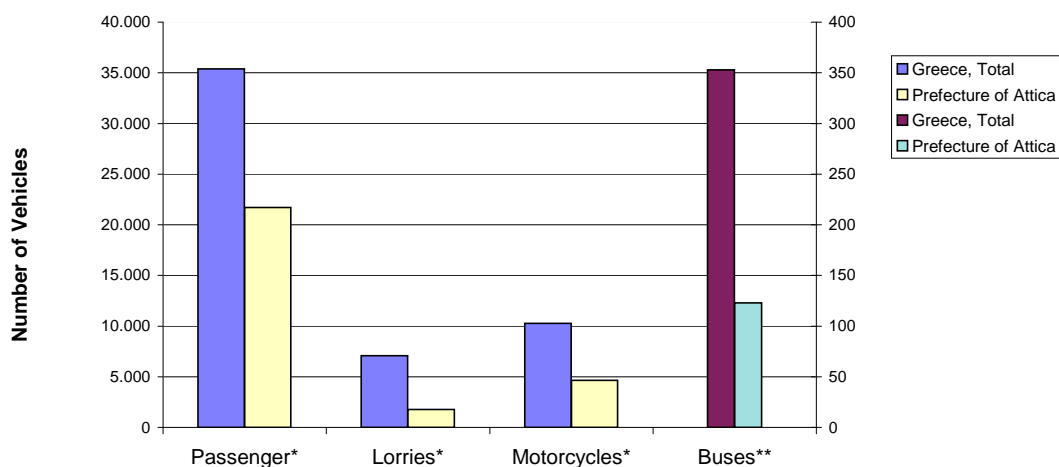
**Table 2. Road motor vehicles, both new and used, put into circulation for the first time in Greece:  
Jan. - Apr. 2014 - 2016**

| Category of Road Motor Vehicles   | January - April |               |               |               |               |              | Change (%)  |              |             |              |
|-----------------------------------|-----------------|---------------|---------------|---------------|---------------|--------------|-------------|--------------|-------------|--------------|
|                                   | 2016            |               | 2015          |               | 2014          |              | 2016/2015   |              | 2015/2014   |              |
|                                   | Total           | Used          | Total         | Used          | Total         | Used         | Total       | Used         | Total       | Used         |
| <b>Greece, total</b>              |                 |               |               |               |               |              |             |              |             |              |
| <b>Road Motor Vehicles, total</b> | <b>53.088</b>   | <b>16.703</b> | <b>50.359</b> | <b>13.750</b> | <b>40.172</b> | <b>8.612</b> | <b>5,4</b>  | <b>21,5</b>  | <b>25,4</b> | <b>59,7</b>  |
| <b>1. Road motor cars</b>         | <b>42.806</b>   | <b>15.948</b> | <b>40.671</b> | <b>13.164</b> | <b>31.642</b> | <b>8.230</b> | <b>5,2</b>  | <b>21,1</b>  | <b>28,5</b> | <b>60,0</b>  |
| Passenger Cars                    | 35.375          | 10.343        | 32.857        | 7.803         | 25.784        | 3.950        | 7,7         | 32,6         | 27,4        | 97,5         |
| Buses                             | 353             | 300           | 232           | 194           | 277           | 231          | 52,2        | 54,6         | -16,2       | -16,0        |
| Lorries                           | 7.078           | 5.305         | 7.582         | 5.167         | 5.581         | 4.049        | -6,6        | 2,7          | 35,9        | 27,6         |
| <b>2. Motorcycles &gt; 50 cc</b>  | <b>10.282</b>   | <b>755</b>    | <b>9.688</b>  | <b>586</b>    | <b>8.530</b>  | <b>382</b>   | <b>6,1</b>  | <b>28,8</b>  | <b>13,6</b> | <b>53,4</b>  |
| <b>Prefecture of Attica</b>       |                 |               |               |               |               |              |             |              |             |              |
| <b>Road Motor Vehicles, total</b> | <b>28.269</b>   | <b>4.855</b>  | <b>25.595</b> | <b>3.580</b>  | <b>20.344</b> | <b>2.007</b> | <b>10,4</b> | <b>35,6</b>  | <b>25,8</b> | <b>78,4</b>  |
| <b>1. Road motor cars</b>         | <b>23.622</b>   | <b>4.757</b>  | <b>21.159</b> | <b>3.451</b>  | <b>16.457</b> | <b>1.950</b> | <b>11,6</b> | <b>37,8</b>  | <b>28,6</b> | <b>77,0</b>  |
| Passenger Cars                    | 21.718          | 3.736         | 18.924        | 2.576         | 14.984        | 1.213        | 14,8        | 45,0         | 26,3        | 112,4        |
| Buses                             | 123             | 95            | 77            | 60            | 121           | 91           | 59,7        | 58,3         | -36,4       | -34,1        |
| Lorries                           | 1.781           | 926           | 2.158         | 815           | 1.352         | 646          | -17,5       | 13,6         | 59,6        | 26,2         |
| <b>2. Motorcycles &gt; 50 cc</b>  | <b>4.647</b>    | <b>98</b>     | <b>4.436</b>  | <b>129</b>    | <b>3.887</b>  | <b>57</b>    | <b>4,8</b>  | <b>-24,0</b> | <b>14,1</b> | <b>126,3</b> |

**Graph 2. New motor vehicle circulation licences: comparative data  
January - April 2014, 2015, 2016**



**Graph 3. New registrations of motor vehicles: January - April 2016**



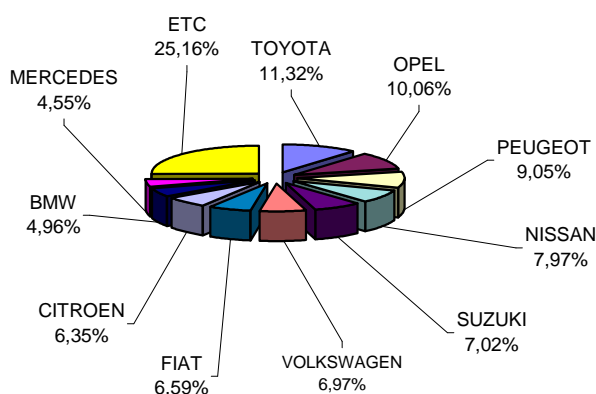
\* For Passenger motor vehicles, Lorries and Motorcycles see the left axis scale

\*\* For the Buses see the right axis scale

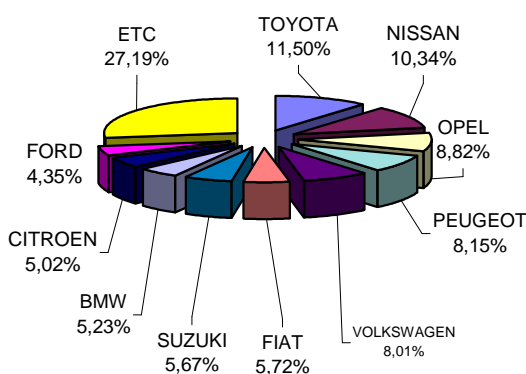
**Table 3. Sales of new and used passenger cars by make:  
April and January - April 2016**

| Makes                | Passenger cars |              |               |               |
|----------------------|----------------|--------------|---------------|---------------|
|                      | April          |              | Jan. - Apr.   |               |
|                      | new            | used         | new           | used          |
| ADRIA                | -              | -            | -             | 1             |
| ALFA LANCIA          | -              | -            | -             | 1             |
| ALFA ROMEO           | 45             | 21           | 166           | 85            |
| ALPINA               | -              | -            | -             | 1             |
| AUDI                 | 416            | 72           | 977           | 259           |
| BEACH-BAGGY          | -              | -            | -             | 1             |
| BENTLEY              | -              | 1            | -             | 2             |
| BMW                  | 483            | 82           | 1.310         | 350           |
| CHEVROLET            | -              | 3            | -             | 15            |
| CHRYSLER             | -              | 1            | -             | 1             |
| CITROEN              | 618            | 131          | 1.257         | 485           |
| DACIA                | 46             | 9            | 134           | 40            |
| DAEWOO               | -              | 2            | -             | 2             |
| DAIHATSU             | -              | 5            | -             | 24            |
| DETHLEFFS            | -              | 2            | 1             | 4             |
| DODGE                | -              | -            | -             | 2             |
| FERRARI              | -              | 2            | -             | 4             |
| FIAT                 | 641            | 172          | 1.432         | 670           |
| FIAT-IVECO           | -              | -            | -             | 1             |
| FISSORE-FIAT         | -              | 1            | -             | 1             |
| FORD                 | 290            | 194          | 1.088         | 848           |
| GM KOREA (CHEVROLET) | 11             | 15           | 122           | 36            |
| HONDA                | 92             | 13           | 187           | 49            |
| HUMMER               | -              | 1            | -             | 1             |
| HYUNDAI              | 61             | 33           | 303           | 138           |
| JAGUAR               | -              | 1            | 3             | 11            |
| JEEP                 | 149            | 7            | 300           | 24            |
| KIA                  | 68             | 15           | 292           | 51            |
| LANCIA               | -              | 8            | 7             | 38            |
| LAND ROVER           | 5              | 33           | 18            | 127           |
| LEXUS                | 8              | 8            | 14            | 17            |
| LOTUS                | -              | -            | -             | 1             |
| MAZDA                | 11             | 25           | 64            | 74            |
| MERCEDES             | 443            | 208          | 1.012         | 833           |
| MERCEDES Z.MANTOS    | -              | -            | 4             | -             |
| MG                   | -              | -            | -             | 1             |
| MINI                 | 151            | 26           | 465           | 123           |
| MITSUBISHI           | 19             | 24           | 65            | 71            |
| NISSAN               | 776            | 125          | 2.588         | 440           |
| OPEL                 | 979            | 394          | 2.209         | 1.614         |
| PEUGEOT              | 881            | 133          | 2.039         | 479           |
| PORSCHE              | 3              | 13           | 6             | 62            |
| RENAULT              | 387            | 118          | 854           | 389           |
| RILEY                | -              | -            | -             | 1             |
| SAAB                 | -              | 1            | -             | 9             |
| SEA / MOBILVETT      | -              | 2            | -             | 4             |
| SEAT                 | 195            | 11           | 404           | 54            |
| SKODA                | 183            | 42           | 497           | 169           |
| SMART                | 55             | 136          | 268           | 518           |
| SSANGYONG            | 23             | -            | 43            | 1             |
| SUBARU               | 6              | 1            | 12            | 7             |
| SUZUKI               | 683            | 64           | 1.420         | 260           |
| TATA                 | -              | -            | -             | 2             |
| TOYOTA               | 1.102          | 329          | 2.879         | 1.249         |
| VOLKSWAGEN           | 678            | 121          | 2.005         | 587           |
| VOLKSWAGEN Z.MANTOS  | -              | -            | 1             | -             |
| VOLVO                | 225            | 22           | 586           | 105           |
| WILLYS               | -              | -            | -             | 1             |
| <b>TOTAL</b>         | <b>9.733</b>   | <b>2.627</b> | <b>25.032</b> | <b>10.343</b> |

**Graph 4. Sales of new passenger cars:  
April 2016**



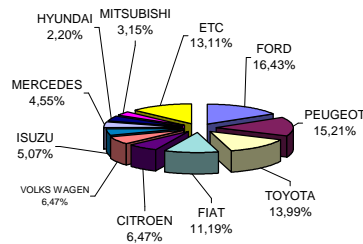
**Graph 5. Sales of new passenger cars:  
January - April 2016**



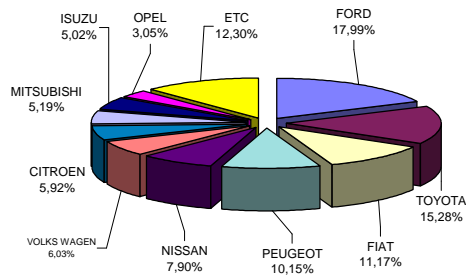
**Table 4. Sales of new and used lorries by make:  
April and January - April 2016**

| Makes                           | Lorries    |              |              |              |
|---------------------------------|------------|--------------|--------------|--------------|
|                                 | April      |              | Jan. - Apr.  |              |
|                                 | new        | used         | new          | used         |
| CADILLAC                        | -          | 1            | -            | 1            |
| CHEVROLET                       | -          | -            | -            | 1            |
| CHRYSLER (DODGE)                | -          | -            | -            | 1            |
| CITROEN                         | 37         | 35           | 105          | 119          |
| DACIA                           | 2          | 1            | 2            | 5            |
| DAF                             | -          | 25           | 5            | 114          |
| DAF A. KAOUSSIS                 | -          | -            | 1            | -            |
| DAF STATHIS                     | -          | -            | 1            | -            |
| DAF TECMEC A.E.B.E.             | 1          | -            | 1            | -            |
| DAF TOUMBAS D. & Co L.P.        | -          | -            | 2            | -            |
| DAF ΗΦΑΙΣΤΟΣ ΣΤΕΦΑΝΟΣ           | 2          | -            | 2            | -            |
| DAIHATSU                        | -          | 1            | -            | 3            |
| FIAT                            | 64         | 154          | 198          | 646          |
| FIAT STATHIS                    | 1          | -            | 1            | -            |
| FIAT-IVECO                      | -          | 7            | -            | 24           |
| FORD                            | 94         | 161          | 319          | 632          |
| FORD AVF HELLAS                 | 2          | -            | 2            | -            |
| GENERAL MOTORS                  | -          | -            | -            | 1            |
| GRECAV SPA                      | -          | -            | -            | 1            |
| HUMMER                          | -          | -            | -            | 1            |
| HYUNDAI                         | -          | 3            | -            | 21           |
| ISUZU                           | 29         | 19           | 89           | 70           |
| ISUZU ΤΑΞΙΑΡΧΟΥ                 | -          | -            | 1            | -            |
| IVECO                           | 1          | 12           | 6            | 51           |
| IVECO A. KAOUSSIS SA            | -          | -            | 5            | -            |
| IVECO CENTIGON                  | 7          | -            | 8            | -            |
| IVECO KOSKERIDIS                | 5          | -            | 5            | -            |
| IVECO SMYRLIADIS                | 1          | -            | 1            | -            |
| IVECO ΑΝΔΡΕΑΣ ΚΑΡΚΑΓΓΕΛΗΣ       | 1          | -            | 1            | -            |
| IVECO ΗΦΑΙΣΤΟΣ ΣΤΕΦΑΝΟΣ         | -          | -            | 8            | -            |
| IVECO MAGIRUS                   | -          | 5            | -            | 8            |
| IZ                              | -          | -            | -            | 1            |
| JEEP                            | -          | -            | -            | 1            |
| KIA                             | -          | 1            | -            | 1            |
| LAND ROVER                      | -          | 1            | -            | 3            |
| MAGIRUS                         | -          | -            | -            | 1            |
| MAHINDRA                        | -          | 1            | 2            | 1            |
| MAN                             | -          | 45           | 5            | 204          |
| MAN A. KAOUSSIS SA              | 5          | -            | 8            | -            |
| MAN SMYRLIADIS                  | -          | -            | 3            | -            |
| MAN ΕΥΣΤΑΘΙΟΣ ΖΥΓΟΥΡΗΣ & ΣΙΑ ΕΒ | 1          | -            | 4            | -            |
| MAN-VOLKS WAGEN                 | -          | 1            | -            | 1            |
| MAZDA                           | -          | 44           | -            | 144          |
| MERCEDES                        | 26         | 300          | 53           | 1.026        |
| MERCEDES A. KAOUSSIS            | 1          | -            | 3            | -            |
| MERCEDES AVF HELLAS             | 1          | -            | 1            | -            |
| MERCEDES DYNA TRAILERS          | 1          | -            | 2            | -            |
| MERCEDES ERMICON                | 1          | -            | 1            | -            |
| MERCEDES MEILLER                | -          | -            | 8            | -            |
| MERCEDES NIKAS                  | -          | -            | 1            | -            |
| MERCEDES SMYRLIADIS             | -          | -            | 3            | -            |
| MERCEDES STATHIS                | 6          | -            | 9            | -            |
| MERCEDES TRUCK NET              | -          | -            | 2            | -            |
| MERCEDES XATZOGLOY              | -          | -            | 1            | -            |
| MERCEDES Z. MANTOS              | -          | -            | 1            | -            |
| MERCEDES ΗΦΑΙΣΤΟΣ ΣΤΕΦΑΝΟΣ      | 1          | -            | 2            | -            |
| MITSUBISHI                      | 18         | 69           | 92           | 266          |
| MITSUBISHI DYNA TRAILERS        | -          | -            | 1            | -            |
| MITSUBISHI ΚΑΡΑΜΑΝΗΣ & ΣΙΑ Ο.Ε  | 1          | -            | 1            | -            |
| NISSAN                          | 25         | 113          | 140          | 447          |
| NISSAN A. KAOUSSIS SA           | -          | -            | 2            | -            |
| NISSAN SMYRLIADIS               | 2          | -            | 3            | -            |
| OPEL                            | 15         | 73           | 54           | 299          |
| PEUGEOT                         | 87         | 30           | 180          | 118          |
| PFAU                            | -          | 1            | -            | 2            |
| PIAGGIO                         | 5          | 3            | 6            | 8            |
| PIAGGIO TOUMBAS                 | -          | -            | 1            | -            |
| RENAULT                         | 9          | 63           | 24           | 296          |
| ROVER                           | -          | -            | -            | 2            |
| SCANIA                          | -          | 38           | 5            | 123          |
| SCANIA INOX STEEL TECHNICAL     | 1          | -            | 1            | -            |
| SCANIA DYNA TRAILERS S.A.       | -          | -            | 1            | -            |
| SEAT                            | -          | -            | -            | 3            |
| SIMCA                           | -          | 1            | -            | 1            |
| SKODA                           | -          | 12           | -            | 35           |
| SMYRLIADIS                      | -          | -            | -            | 1            |
| SSANGYONG                       | -          | 1            | -            | 2            |
| STEYER                          | -          | -            | -            | 3            |
| SUZUKI                          | -          | 1            | -            | 6            |
| TOYOTA                          | 80         | 54           | 271          | 180          |
| TOYOTA SGOURIS                  | -          | -            | -            | 1            |
| VOLKS WAGEN                     | 37         | 67           | 107          | 257          |
| VOLVO                           | 2          | 59           | 12           | 171          |
| WARTBURG                        | -          | -            | -            | 2            |
| <b>TOTAL</b>                    | <b>572</b> | <b>1.402</b> | <b>1.773</b> | <b>5.305</b> |

**Graph 6. Sales of new lorries:  
April 2016**



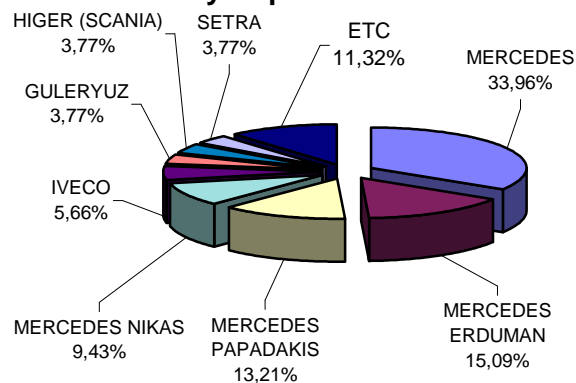
**Graph 7. Sales of new lorries:  
January - April 2016**



**Table 5. Sales of new and used buses by make:  
April and January - April 2016**

| Makes              | Buses     |           |             |            |
|--------------------|-----------|-----------|-------------|------------|
|                    | April     |           | Jan. - Apr. |            |
|                    | new       | used      | new         | used       |
| BOVA               | -         | 7         | -           | 19         |
| DAF                | -         | 1         | -           | 4          |
| EOS-COACH          | -         | -         | -           | 1          |
| EVOBUS             | -         | 2         | -           | 16         |
| FIAT-IVECO         | -         | 1         | -           | 6          |
| FORD               | -         | -         | 1           | 4          |
| G. AUWARTER        | -         | 1         | -           | 2          |
| GULERYUZ           | 2         | -         | 2           | -          |
| HIGER (SCANIA)     | -         | -         | 2           | -          |
| IRISBUS            | -         | -         | -           | 1          |
| IRIZAR             | -         | -         | 1           | -          |
| IVECO              | -         | 1         | 3           | 1          |
| MAN                | -         | 5         | 1           | 19         |
| MERCEDES           | 9         | 38        | 18          | 117        |
| MERCEDES CENTO BUS | 1         | -         | 1           | -          |
| MERCEDES PAPADAKIS | 3         | -         | 7           | -          |
| MERCEDES ERDUMAN   | 4         | -         | 8           | -          |
| MERCEDES NIKAS     | 1         | -         | 5           | -          |
| NEOPLAN            | -         | 8         | -           | 15         |
| OTOKAR             | -         | -         | 1           | -          |
| PEUGEOT            | -         | 8         | -           | 18         |
| SCANIA             | -         | 4         | -           | 14         |
| SETRA              | 1         | 7         | 2           | 20         |
| SIN MARCA          | -         | 2         | -           | 2          |
| TEMSA              | -         | 5         | -           | 20         |
| VAN HOOL           | -         | 1         | -           | 1          |
| VOLKSWAGEN         | -         | 3         | 1           | 10         |
| VOLVO              | -         | 3         | -           | 9          |
| XIAMEN KING LONG   | -         | -         | -           | 1          |
| <b>TOTAL</b>       | <b>21</b> | <b>97</b> | <b>53</b>   | <b>300</b> |

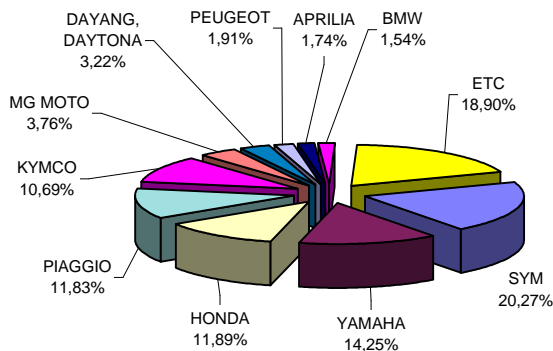
**Graph 8. Sales of new buses:  
January - April 2016**



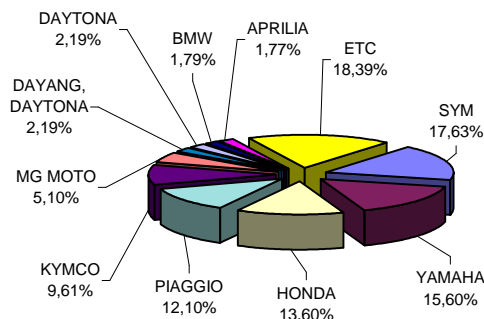
**Table 6. Sales of new and used motorcycles by make or manufacturer:  
April and January - April 2016**

| Makes                         | Motorcycles  |            |              |            |
|-------------------------------|--------------|------------|--------------|------------|
|                               | April        |            | Jan. - Apr.  |            |
|                               | new          | used       | new          | used       |
| ACCESS, GOES                  | 17           | 1          | 20           | 1          |
| AEON MOTOR                    | 6            | -          | 16           | -          |
| APRILIA                       | 61           | 18         | 169          | 31         |
| APRILIA, PIAGGIO, GILERA      | 6            | 1          | 17           | 6          |
| ARCTIC CAT                    | 2            | -          | 4            | -          |
| BASHAN, MONDIAL, YUKI, APAC   | 7            | -          | 9            | -          |
| BETA                          | 1            | -          | 13           | 1          |
| BMW                           | 54           | 5          | 171          | 13         |
| BOMBARDIER INC.               | 5            | -          | 15           | -          |
| CFMOTO                        | 26           | -          | 41           | 1          |
| DAELIM                        | 13           | -          | 40           | 2          |
| DAYANG, DAYTONA               | 113          | 1          | 209          | 2          |
| DAYTONA                       | 34           | -          | 209          | -          |
| DERBI                         | 8            | -          | 14           | -          |
| DUCATI                        | 18           | -          | 54           | 2          |
| FEISHEN, MONDIA               | -            | -          | 8            | -          |
| HAOJIAN, ZONTES, TAYO, Sharp  | -            | -          | 5            | -          |
| HAOJIANG, SENKE, ZONTES, TA   | 9            | -          | 12           | -          |
| HARLEY DAVIDSON               | 15           | 5          | 39           | 8          |
| HER CHEE, ADLY                | 7            | -          | 7            | -          |
| HONDA                         | 417          | 40         | 1.296        | 153        |
| HSUN, HISUN, APACHI, Q-MOTO   | 5            | -          | 7            | -          |
| HUSQVARNA                     | 2            | -          | 10           | -          |
| INDIAN MOTORCYC               | 4            | -          | 8            | -          |
| JIANSHE, GEMINI               | 6            | -          | 22           | -          |
| JINLING                       | -            | -          | 10           | -          |
| JLAJI, HUATIAN, FEILING, TUTU | 2            | -          | 7            | -          |
| JOYNER                        | 4            | -          | 10           | -          |
| KAWASAKI                      | 41           | 1          | 98           | 8          |
| KEEWAY                        | -            | -          | 6            | -          |
| KL                            | 4            | -          | 21           | -          |
| KTM                           | 39           | 2          | 115          | 4          |
| KWANG YANG                    | -            | 3          | -            | 16         |
| KYMCO                         | 375          | 34         | 916          | 64         |
| LIFAN                         | 12           | -          | 30           | -          |
| LIFAN, HONLEI, SKYGO, BISAN-H | 22           | -          | 72           | -          |
| LINHAI, KUBA                  | 10           | -          | 22           | -          |
| LML                           | 6            | 1          | 26           | 2          |
| LONCIN, KINLON, LONGTING, KUE | 34           | -          | 56           | -          |
| LONGJIA, VMOTO, MLONGJIA, V   | -            | -          | 5            | -          |
| MALAGUTI                      | -            | 4          | -            | 4          |
| MBK                           | -            | 1          | -            | 5          |
| MG MOTO                       | 132          | -          | 486          | 3          |
| MODENAS                       | 9            | 1          | 51           | 1          |
| MOTO S.P.A                    | 1            | -          | 5            | -          |
| NFM                           | -            | -          | 4            | -          |
| PEUGEOT                       | 67           | 2          | 119          | 5          |
| PIAGGIO                       | 415          | 40         | 1.153        | 121        |
| POLARIS                       | 5            | -          | 8            | -          |
| QINGQI, RKS, DAYTONA, RMG M   | 1            | -          | 4            | 2          |
| QJ, QJIANG, KEEWAY, LEONE,    | 52           | 1          | 76           | 1          |
| RIYA                          | -            | -          | 10           | -          |
| RIYA, HONLING, YAMAKOYO, TI   | 11           | -          | 11           | -          |
| SHANYANG                      | 7            | -          | 20           | -          |
| SHINERAY                      | 4            | -          | 55           | -          |
| SKYJET                        | 4            | -          | 6            | -          |
| SKYTEAM, SACIN, METALCO, SC   | 2            | -          | 9            | -          |
| SKYTEAM, SASIN, CSR, METALK   | 2            | -          | 11           | -          |
| SONIK, HAOLON, FORTUNE        | -            | -          | 4            | -          |
| SUZUKI                        | 38           | 17         | 145          | 47         |
| SYM                           | 711          | 14         | 1.680        | 34         |
| TGB                           | 37           | -          | 47           | -          |
| TRIUMPH                       | 11           | 1          | 43           | 2          |
| VEEROAD                       | 4            | -          | 9            | -          |
| WANGYE, SANBEN, UM, MONDI     | 12           | -          | 32           | -          |
| XGJAO, KAISAR, SKYJET, SOKON  | 8            | -          | 27           | -          |
| XINGYUE, GS MOON, AXY, SUM    | -            | -          | 6            | -          |
| XINYANG                       | -            | -          | 4            | -          |
| YAMAHA                        | 500          | 65         | 1.486        | 203        |
| YIBEN, MEIDUO, VONROAD, WU    | 3            | -          | 5            | 1          |
| YINXIANG, KENBO, VENOM, CHE   | 14           | -          | 36           | -          |
| ZHONGNENG, ZNEN, daDo, DIRE   | 51           | -          | 79           | -          |
| ZXMCO, ZHONGXING, BEWHEE      | 4            | -          | 20           | -          |
| ETC                           | 18           | 4          | 67           | 12         |
| <b>TOTAL</b>                  | <b>3.508</b> | <b>262</b> | <b>9.527</b> | <b>755</b> |

**Graph 9. Sales of new motorcycles:  
April 2016**



**Graph 10. Sales of new motorcycles:  
January - April 2016**



## EXPLANATORY NOTES

### Survey on the issuing of new road motor vehicle circulation licenses

The survey on the issuing of new motor vehicle circulation licenses is a census survey. The released data give information, at country level, on the brand and type of the motor vehicle, as well as whether it is new or used. The survey does not include vehicles that move on rails, trolley busses, agricultural tractors and machinery. In addition, the following are excluded: all motor vehicles of the Armed Forces, Police, Fire Brigade, State Services, Diplomatic Corps, Foreign Missions, and Invalids of Wars, as well as motorcycles with a cylinder capacity less than 50 cc.

**Legal basis** Law 3832/2010

**Reference Period** April 2016

**Coverage** The production of monthly data is based on the registers held by the Ministry of Infrastructure, Transport and Networks, which records all the monthly changes observed in the vehicle registration licences at country level.

**Definitions** **Road motor vehicle** is any vehicle that, irrespective of the number of wheels, is moved by an engine and is designed to transport persons or cargo or both of them, either they are on the same single vehicle or on a trailer carried by the main motor vehicle. **New** road motor vehicle is any motor vehicle that is registered for the first time in Greece during the reference month and has not been put into circulation in any other country. **Used motor** vehicle is any motor vehicle that is registered for the first time in Greece and has been imported as a used one from abroad

**Passenger motor vehicle:** it is a motor vehicle designed to carry mostly people, having no more than 9 seats, including the driver's seat.

**Bus:** it is a motor vehicle, which is designed to carry mostly people, having more than 10 seats, including the driver's seat. (In the corresponding tables of this Press Release, this category also includes articulated buses.)

**Lorry:** it is motor vehicle designed to carry mostly cargo. (In the corresponding tables of this Press Release, this category also includes tractors, tow trucks, articulated tractors, and trucks with trailers).

**Motorcycle:** any two-wheeled motor vehicle, with or without sidecar, with maximum authorized design speed over 45 km/h, or in case it is powered by a combustion engine, with a cylinder capacity of 50 cc or over (In the corresponding tables of this Press Release, this category also includes the three-wheeled motor vehicles – motor tricycles).

**Tricycle motor vehicle:** it is a motor vehicle with three symmetrical wheels with maximum authorized design speed over 45 km/h, or in case it is powered by a combustion engine, with a cylinder capacity over the 50 cc. This category also includes four-wheel vehicles, except the light four-wheel motorcycles, whose empty vehicle tare (excluding the weight of the fuel or mixture of fuel-oil or the weight of the batteries for electric cars) is up to 400 kg in the case the vehicle is designed for passenger use or up to 550 kg in case the vehicle is designed to carry cargo and whose engine is up to 15KW.

**Methodology** Exhaustive Survey. The primary data derive from the Ministry of Infrastructure, Transport and Networks and are based on the issuing of new circulation licences as they are registered by the Regional Offices for Transport and Communications.

### References

More information (graphs, tables) concerning the survey on the issuing of new motor vehicle circulation licences are available on the webpage of ELSTAT, [www.statistics.gr](http://www.statistics.gr), under the link "Statistical Themes > Transport > Vehicles > Vehicle > Vehicle Licensing – Vehicle Fleet