



## **PRESS RELEASE**

### **Issuing of Motor Vehicle Circulation Licences: March 2016**

The Hellenic Statistical Authority announces that in March 2016, 10.699 road motor cars (both new and used from abroad) were put into circulation for the first time, recording a 3,4% increase compared with the corresponding month of 2015 when the number of road motor cars was 10.347. In March 2015, a 29,5% increase had been observed in comparison with the corresponding month of 2014 (Table1, Chart1). A total number of 6.689 new cars were put into circulation in March 2016 compared with 7.071 in March 2015, recording an 5,4% decrease.

The new motorcycles (over 50cc) that were put into circulation for the first time in March 2016 amounted to 2.570, against 2.484 in 2015, thus recording a 3,5% increase. In March 2015, a 29,6% increase had been observed in comparison with the corresponding month of 2014 (Table 1, Chart1). Out of the above motorcycles 2.381 were new, while the corresponding figure in March 2015 was 2.339, recording a 1,8% increase.

During the period January - March 2016, 28.354 road motor cars (both new and used from abroad) were put into circulation for the first time, representing a 2,4% decrease compared to the corresponding period of 2015 when the number of road motor cars was 29.060. During the period January - March 2015 an increase of 22,3% had been observed in comparison with the corresponding period of 2014 (Table2, Charts 2,3). Out of the above number of road motor cars that were put into circulation, from January to March 2016, 16.532 were new, while the corresponding number during the respective period of 2015 was 19.247, recording a 14,1% decrease.

During the period January - March 2016 the circulation of new motorcycles (over 50cc) amounted to 6.512, against 6.121 in 2015, thus representing a 6,4% increase. An increase of 7,7% had been observed during the period January - March 2015 in comparison with the corresponding period of 2014 (Table 2, Charts 2,3). A total number of 6.019 new motorcycles were put into circulation, from January to March 2016, compared with 5.755 during the corresponding period of 2015, recording a 4,6% increase.

Information:

Division of Statistics on Trade and Services  
Section of Transport, Communications and Mass Media

Konstantinos Menexes

Telephon : (0030) 213 1352500

FAX : (0030) 213 1352496

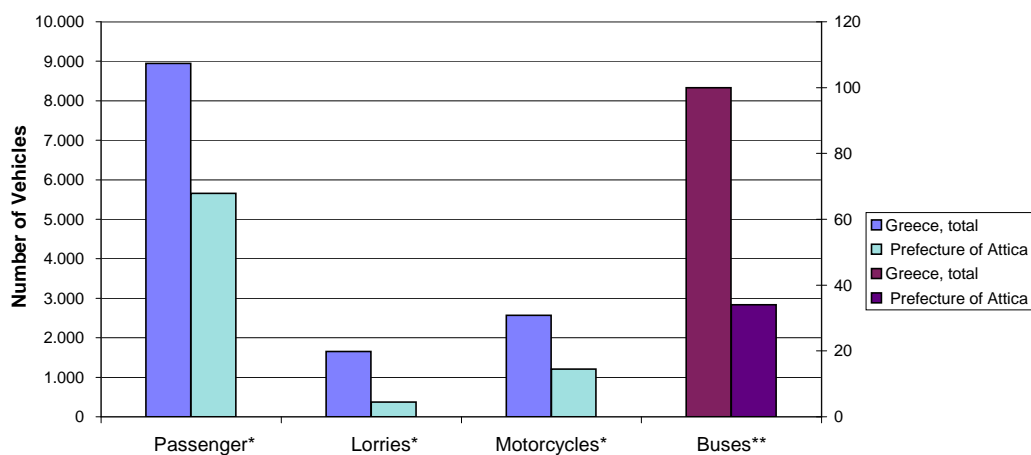
e-mail : k.menexes@statistics.gr

**Table 1. Road motor vehicles, both new and used, put into circulation for the first time in Greece:  
March 2014 - 2016**

Category of Road Motor Vehicles	March						Change (%)			
	2016		2015		2014		2016/2015		2015/2014	
	Total	Used	Total	Used	Total	Used	Total	Used	Total	Used
<b>Greece, total</b>										
<b>Road Motor Vehicles, total</b>	<b>13.269</b>	<b>4.199</b>	<b>12.831</b>	<b>3.421</b>	<b>9.905</b>	<b>1.869</b>	<b>3,4</b>	<b>22,7</b>	<b>29,5</b>	<b>83,0</b>
<b>1. Road motor cars</b>	<b>10.699</b>	<b>4.010</b>	<b>10.347</b>	<b>3.276</b>	<b>7.989</b>	<b>1.772</b>	<b>3,4</b>	<b>22,4</b>	<b>29,5</b>	<b>84,9</b>
Passenger Cars	8.948	2.643	8.396	1.873	6.699	834	6,6	41,1	25,3	124,6
Buses	100	86	75	60	72	68	33,3	43,3	4,2	-11,8
Lorries	1.651	1.281	1.876	1.343	1.218	870	-12,0	-4,6	54,0	54,4
<b>2. Motorcycles &gt; 50 cc</b>	<b>2.570</b>	<b>189</b>	<b>2.484</b>	<b>145</b>	<b>1.916</b>	<b>97</b>	<b>3,5</b>	<b>30,3</b>	<b>29,6</b>	<b>49,5</b>
<b>Prefecture of Attica</b>										
<b>Road Motor Vehicles, total</b>	<b>7.263</b>	<b>1.322</b>	<b>6.692</b>	<b>912</b>	<b>5.017</b>	<b>443</b>	<b>8,5</b>	<b>45,0</b>	<b>33,4</b>	<b>105,9</b>
<b>1. Road motor cars</b>	<b>6.057</b>	<b>1.300</b>	<b>5.491</b>	<b>877</b>	<b>4.140</b>	<b>428</b>	<b>10,3</b>	<b>48,2</b>	<b>32,6</b>	<b>104,9</b>
Passenger Cars	5.654	1.025	5.003	664	3.806	251	13,0	54,4	31,5	164,5
Buses	34	28	29	18	31	29	17,2	55,6	-6,5	-37,9
Lorries	369	247	459	195	303	148	-19,6	26,7	51,5	31,8
<b>2. Motorcycles &gt; 50 cc</b>	<b>1.206</b>	<b>22</b>	<b>1.201</b>	<b>35</b>	<b>877</b>	<b>15</b>	<b>0,4</b>	<b>-37,1</b>	<b>36,9</b>	<b>133,3</b>

Category of Road Motor Vehicles	Change (%)					
	Average Apr. 2015 - Mar. 2016		Average Apr. 2014 - Mar. 2015		Average Apr. 2015 - Mar. 2016 / Average Apr. 2014 - Mar. 2015	
	Total	Used	Total	Used	Total	Used
<b>Greece, total</b>						
<b>Road Motor Vehicles, total</b>	<b>12.705</b>	<b>3.247</b>	<b>11.807</b>	<b>2.637</b>	<b>7,6</b>	<b>23,1</b>
<b>1. Road motor cars</b>	<b>9.622</b>	<b>3.060</b>	<b>8.972</b>	<b>2.489</b>	<b>7,2</b>	<b>22,9</b>
Passenger Cars	8.015	1.887	7.342	1.370	<b>9,2</b>	<b>37,7</b>
Buses	62	51	66	53	<b>-6,1</b>	<b>-3,8</b>
Lorries	1.545	1.122	1.564	1.066	<b>-1,2</b>	<b>5,3</b>
<b>2. Motorcycles &gt; 50 cc</b>	<b>3.083</b>	<b>187</b>	<b>2.835</b>	<b>148</b>	<b>8,7</b>	<b>26,4</b>

**Graph 1. New registrations of motor vehicles: March 2016**



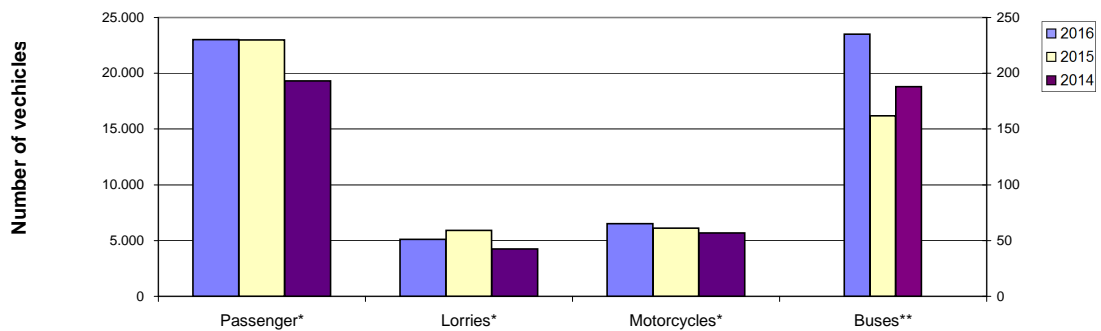
\* For Passenger motor vehicles, Lorries and Motorcycles see the left axis scale

\*\* For Buses see the right axis scale

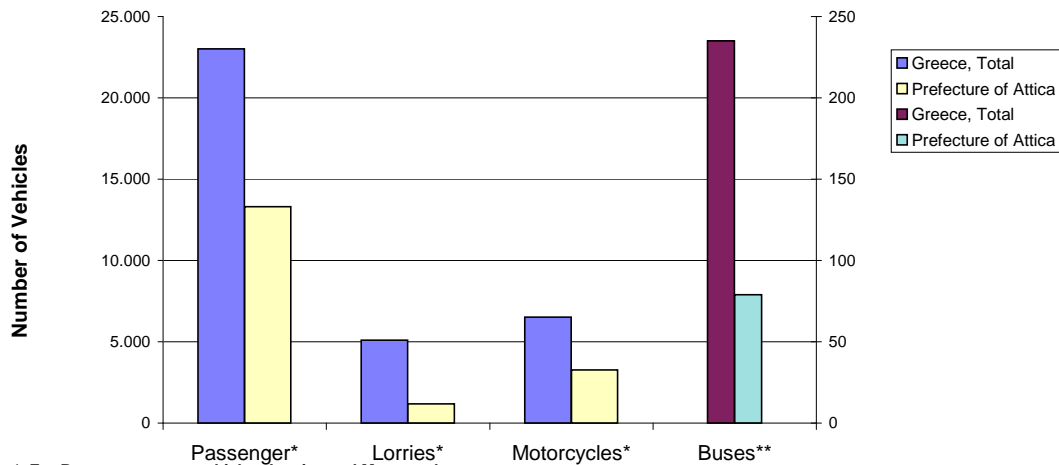
**Table 2. Road motor vehicles, both new and used, put into circulation for the first time in Greece:  
Jan. - Mar. 2014 - 2016**

Category of Road Motor Vehicles	January - March						Change (%)			
	2016		2015		2014		2016/2015		2015/2014	
	Total	Used	Total	Used	Total	Used	Total	Used	Total	Used
<b>Greece, total</b>										
<b>Road Motor Vehicles, total</b>	<b>34.866</b>	<b>12.315</b>	<b>35.181</b>	<b>10.179</b>	<b>29.435</b>	<b>6.431</b>	<b>-0,9</b>	<b>21,0</b>	<b>19,5</b>	<b>58,3</b>
<b>1. Road motor cars</b>	<b>28.354</b>	<b>11.822</b>	<b>29.060</b>	<b>9.813</b>	<b>23.754</b>	<b>6.183</b>	<b>-2,4</b>	<b>20,5</b>	<b>22,3</b>	<b>58,7</b>
Passenger Cars	23.015	7.716	22.985	5.732	19.322	2.930	0,1	34,6	19,0	95,6
Buses	235	203	162	139	188	156	45,1	46,0	-13,8	-10,9
Lorries	5.104	3.903	5.913	3.942	4.244	3.097	-13,7	-1,0	39,3	27,3
<b>2. Motorcycles &gt; 50 cc</b>	<b>6.512</b>	<b>493</b>	<b>6.121</b>	<b>366</b>	<b>5.681</b>	<b>248</b>	<b>6,4</b>	<b>34,7</b>	<b>7,7</b>	<b>47,6</b>
<b>Prefecture of Attica</b>										
<b>Road Motor Vehicles, total</b>	<b>17.833</b>	<b>3.614</b>	<b>17.965</b>	<b>2.596</b>	<b>15.083</b>	<b>1.489</b>	<b>-0,7</b>	<b>39,2</b>	<b>19,1</b>	<b>74,3</b>
<b>1. Road motor cars</b>	<b>14.565</b>	<b>3.543</b>	<b>14.874</b>	<b>2.500</b>	<b>12.321</b>	<b>1.450</b>	<b>-2,1</b>	<b>41,7</b>	<b>20,7</b>	<b>72,4</b>
Passenger Cars	13.299	2.794	13.085	1.879	11.195	896	1,6	48,7	16,9	109,7
Buses	79	66	48	36	80	60	64,6	83,3	-40,0	-40,0
Lorries	1.187	683	1.741	585	1.046	494	-31,8	16,8	66,4	18,4
<b>2. Motorcycles &gt; 50 cc</b>	<b>3.268</b>	<b>71</b>	<b>3.091</b>	<b>96</b>	<b>2.762</b>	<b>39</b>	<b>5,7</b>	<b>-26,0</b>	<b>11,9</b>	<b>146,2</b>

**Graph 2. New motor vehicle circulation licences: comparative data  
January - March 2014, 2015, 2016**



**Graph 3. New registrations of motor vehicles: January - March 2016**



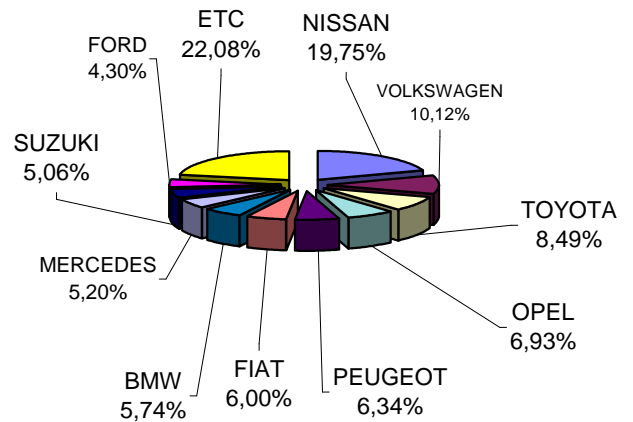
\* For Passenger motor vehicles, Lorries and Motorcycles see the left axis scale

\*\* For the Buses see the right axis scale

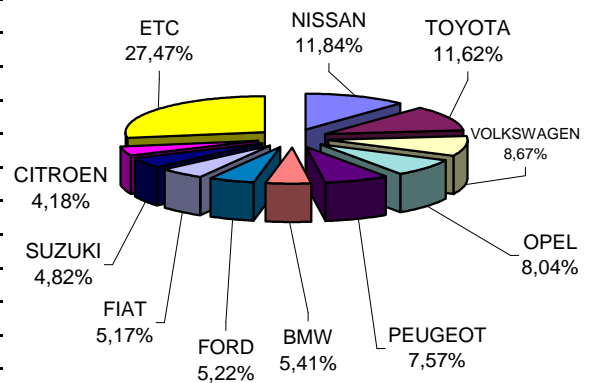
**Table 3. Sales of new and used passenger cars by make:  
March and January - March 2016**

Makes	Passenger cars			
	March		Jan. - Mar.	
	new	used	new	used
ADRIA	-	-	-	1
ALFA LANCIA	-	-	-	1
ALFA ROMEO	43	20	121	64
ALPINA	-	-	-	1
AUDI	224	63	561	187
BEACH-BAGGY	-	1	-	1
BENTLEY	-	-	-	1
BMW	362	87	827	268
CHEVROLET	-	3	-	12
CITROEN	225	117	639	354
DACIA	31	9	88	31
DAIHATSU	-	6	-	19
DETHLEFFS	1	1	1	2
DODGE	-	1	-	2
FERRARI	-	-	-	2
FIAT	378	138	791	496
FIAT-IVECO	-	-	-	1
FORD	271	214	798	654
GM KOREA (CHEVROLET)	15	9	111	21
HONDA	38	11	95	36
HYUNDAI	44	33	242	105
JAGUAR	-	1	3	10
JEEP	57	6	151	17
KIA	107	11	224	36
LANCIA	3	7	7	30
LAND ROVER	4	38	13	91
LEXUS	2	4	6	9
LOTUS	-	1	-	1
MAZDA	7	21	53	49
MERCEDES	328	247	569	625
MERCEDES Z.MANTOS	1	-	4	-
MG	-	-	-	1
MINI	137	37	314	97
MITSUBISHI	13	14	46	47
NISSAN	1.245	133	1.812	315
OPEL	437	385	1.230	1.220
PEUGEOT	400	140	1.158	346
PORSCHE	-	18	3	49
RENAULT	148	101	467	271
RILEY	-	-	-	1
ROVER	-	2	-	3
SAAB	-	2	-	8
SEA / MOBILVETT	-	1	-	4
SEAT	56	10	209	43
SKODA	86	38	314	127
SMART	64	139	213	382
SSANGYONG	10	-	20	1
SUBARU	4	2	6	6
SUZUKI	319	61	737	196
TATA	-	-	-	2
TOYOTA	535	310	1.777	920
VOLKSWAGEN	638	172	1.327	466
VOLKSWAGEN Z.MANTOS	-	-	1	-
VOLVO	72	29	361	83
WILLYS	-	-	-	1
<b>TOTAL</b>	<b>6.305</b>	<b>2.643</b>	<b>15.299</b>	<b>7.716</b>

**Graph 4. Sales of new passenger cars:  
March 2016**



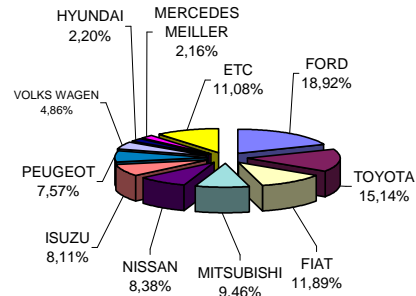
**Graph 5. Sales of new passenger cars: January  
- March 2016**



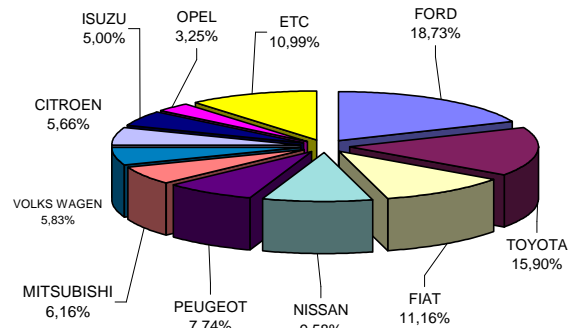
**Table 4. Sales of new and used lorries by make:  
March and January - March 2016**

Makes	Lorries			
	March		Jan. - Mar.	
	new	used	new	used
CHEVROLET	-	1	-	1
CHRYSLER (DODGE)	-	1	-	1
CITROEN	9	34	68	84
DACIA	-	1	-	4
DAF	2	30	5	89
DAF A. KAOUSSIS	-	-	1	-
DAF STATHIS	1	-	1	-
DAF TOUMBAS D. & Co L.P.	-	-	2	-
DAIHATSU	-	-	-	2
FIAT	44	156	134	492
FIAT-IVECO	-	7	-	17
FORD	70	152	225	471
GENERAL MOTORS	-	1	-	1
GRECAV SPA	-	-	-	1
HUMMER	-	-	-	1
HYUNDAI	-	6	-	18
ISUZU	30	13	60	51
ISUZU ΤΑΞΙΑΡΧΟΥ	-	-	1	-
IVECO	-	11	5	39
IVECO A. KAOUSSIS SA	1	-	5	-
IVECO CENTIGON	-	-	1	-
IVECO MAGIRUS	-	1	-	3
IVECO ΗΦΑΙΣΤΟΣ ΣΤΕΦΑΝΟΣ	-	-	8	-
IZ	-	1	-	1
JEEP	-	-	-	1
LAND ROVER	-	-	-	2
MAGIRUS	-	-	-	1
MAHINDRA	2	-	2	-
MAN	-	40	5	159
MAN A. KAOUSSIS SA	3	-	3	-
MAN SMYRLIADIS	3	-	3	-
MAN ΕΥΣΤΑΘΙΟΣ ΖΥΓΟΥΡΗΣ & ΣΙΑ ΕΒ	-	-	3	-
MAZDA	-	30	-	100
MERCEDES	4	268	27	726
MERCEDES A. KAOUSSIS	1	-	2	-
MERCEDES DYNA TRAILERS	1	-	1	-
MERCEDES MEILLER	8	-	8	-
MERCEDES SMYRLIADIS	-	-	3	-
MERCEDES STATHIS	-	-	3	-
MERCEDES TRUCK NET	-	-	2	-
MERCEDES XATZOGLOY	-	-	1	-
MERCEDES Z. ΜΑΝΤΟΣ	1	-	1	-
MERCEDES ΗΦΑΙΣΤΟΣ ΣΤΕΦΑΝΟΣ	1	-	1	-
MERCEDES NIKAS	1	-	1	-
MITSUBISHI	35	61	74	197
MITSUBISHI DYNA TRAILERS	-	-	1	-
NISSAN	31	113	115	334
NISSAN A. KAOUSSIS SA	1	-	2	-
NISSAN SMYRLIADIS	-	-	1	-
OPEL	6	64	39	226
PEUGEOT	28	25	93	88
PFAU	-	-	-	1
PIAGGIO	-	3	1	5
PIAGGIO TOUMBAS	1	-	1	-
RENAULT	6	71	15	233
ROVER	-	1	-	2
SCANIA	1	31	5	85
SCANIA DYNA TRAILERS	-	-	1	-
SEAT	-	1	-	3
SKODA	-	10	-	23
SMYRLIADIS	-	1	-	1
SSANGYONG	-	1	-	1
STEYER	-	2	-	3
SUZUKI	-	1	-	5
TOYOTA	56	42	191	126
TOYOTA SGOURIS	-	-	-	1
VOLKS WAGEN	18	56	70	190
VOLVO	5	45	10	112
WARTBURG	-	-	-	2
<b>TOTAL</b>	<b>370</b>	<b>1.281</b>	<b>1.201</b>	<b>3.903</b>

**Graph 6. Sales of new lorries:  
March 2016**



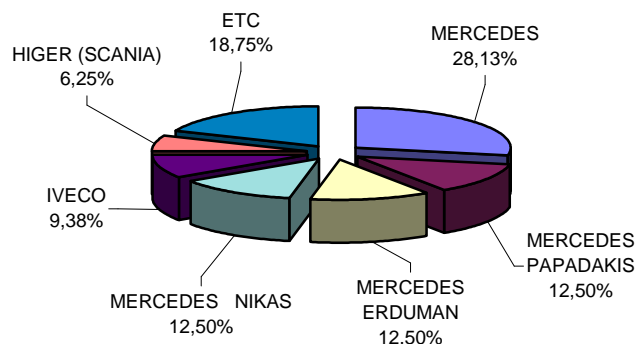
**Graph 7. Sales of new lorries: January  
- March 2016**



**Table 5. Sales of new and used buses by make:  
March and January - March 2016**

Makes	Buses			
	March		Jan. - Mar.	
	new	used	new	used
BOVA	-	3	-	12
DAF	-	3	-	3
EOS-COACH	-	-	-	1
EVOBUS	-	6	-	14
FIAT-IVECO	-	1	-	5
FORD	1	1	1	4
G. AUWARTER	-	-	-	1
HIGER (SCANIA)	-	-	2	-
IRISBUS	-	1	-	1
IRIZAR	-	-	1	-
IVECO	-	-	3	-
MAN	-	10	1	14
MERCEDES	4	33	9	79
MERCEDES PAPADAKIS	2	-	4	-
MERCEDES ERDUMAN	2	-	4	-
MERCEDES NIKAS	4	-	4	-
NEOPLAN	-	5	-	7
OTOKAR	-	-	1	-
PEUGEOT	-	7	-	10
SCANIA	-	1	-	10
SETRA	1	3	1	13
TEMSA	-	8	-	15
VOLKS WAGEN	-	3	1	7
VOLVO	-	1	-	6
XIAMEN KING LONG	-	-	-	1
<b>TOTAL</b>	<b>14</b>	<b>86</b>	<b>32</b>	<b>203</b>

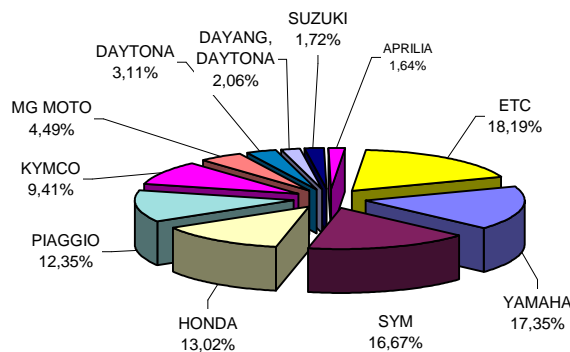
**Graph 8. Sales of new buses:  
January - March 2016**



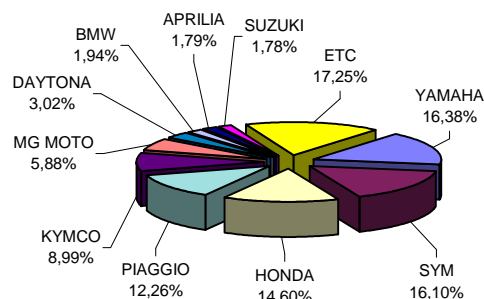
**Table 6. Sales of new and used motorcycles by make or manufacturer:  
March and January - March 2016**

Makes	Motorcycles			
	March		Jan. - Mar.	
	new	used	new	used
ACCESS, GOES	3	-	3	-
AEON MOTOR	8	-	10	-
APRILIA	39	4	108	13
APRILIA, PIAGGIO, GILERA	4	-	8	-
BETA	7	1	12	1
BMW	33	5	117	8
BOMBARDIER INC.	2	-	10	-
CFMOTO	10	-	15	1
DAELIM	13	-	27	2
DAYANG, DAYTONA	49	1	96	1
DAYTONA	74	-	182	-
DERBI	4	-	6	-
DUCATI	15	-	36	2
FEISHEN, MONDIA	7	-	8	-
GILERA, PIAGGIO	1	2	2	5
HAOJIAN, ZONTES, TAYO, Sharp	2	-	5	-
HAOJIANG, SENKE, ZONTES, TA	1	-	3	-
HARLEY DAVIDSON	9	-	24	3
HONDA	310	48	879	113
HUSQVARNA	6	-	8	-
INDIAN MOTORCYC	-	-	4	-
JIANSHE	3	-	5	-
JIANSHE, GEMINI	5	-	11	-
JINLING	-	-	10	-
JLAJI, HUATIAN, FEILING, TUTU	-	-	5	-
JOYNER	6	-	6	-
KAWASAKI	25	3	57	7
KEEWAY	-	-	6	-
KL	4	-	17	-
KTM	29	-	76	2
KWANG YANG	-	7	-	13
KYMCO	224	11	541	30
LIFAN	9	-	18	-
LIFAN, HONLEI, SKYGO, BISAN-	23	-	50	-
LINHAI, KUBA	11	-	12	-
LML	8	-	20	1
LONCIN	8	-	9	-
LONCIN, KINLON, DORTON, CCM	10	-	13	-
LONGJIA, VMOTO, MLONGJIA, V	-	-	5	-
MBK	-	2	-	4
MG MOTO	107	1	354	3
MODENAS	9	-	42	-
MOTO GUZZI	3	-	3	-
MOTO S.P.A	3	-	4	-
NFM	-	-	4	-
PEUGEOT	27	2	52	3
PIAGGIO	294	33	738	81
POLARIS	2	-	3	-
QINGQI, RKS, DAYTONA, RMG M	1	-	3	2
QJ , QJIANG, KEEWAY, LEONE,	7	-	24	-
RIYA	-	-	10	-
SHANYANG	7	-	13	-
SHINERAY	6	-	51	-
SKYTEAM, SACIN, METALCO, SC	3	-	7	-
SKYTEAM, SASIN, CSR, METALK	1	-	9	-
SONIK, HAOLON, FORTUNE	-	-	4	-
SUZUKI	41	9	107	30
SYM	397	10	969	20
TGB	8	-	10	-
TRIUMPH	9	-	32	1
VEEROAD	4	-	5	-
VICTORY MOTORCY	-	-	3	-
WANGYE, SANBEN, UM, MONDI	15	-	20	-
XGJAO	1	-	14	-
XGJAO, YUAN , SKYJET, KAISAF	-	-	5	-
XINGYUE, GS MOON, AXY, SUM	5	-	6	-
XINYANG	2	-	4	-
YAMAHA	413	47	986	138
YINXIANG, KENBO, VENOM, CHEE	15	-	24	-
ZHENHUA, ACTIONBIKES	3	-	3	-
ZHONGNENG, ZNEN, DADO, DIR	5	-	16	-
ZONGSHEN, ZIPSTAR, ZEALSUN	4	-	5	-
ZXMCO, ZHONGXING, BEWHEE	6	-	16	-
ETC	21	3	49	9
<b>TOTAL</b>	<b>2.381</b>	<b>189</b>	<b>6.019</b>	<b>493</b>

**Graph 9. Sales of new motorcycles:  
March 2016**



**Graph 10. Sales of new motorcycles:  
January - March 2016**



## EXPLANATORY NOTES

### Survey on the issuing of new road motor vehicle circulation licenses

The survey on the issuing of new motor vehicle circulation licenses is a census survey. The released data give information, at country level, on the brand and type of the motor vehicle, as well as whether it is new or used. The survey does not include vehicles that move on rails, trolley busses, agricultural tractors and machinery. In addition, the following are excluded: all motor vehicles of the Armed Forces, Police, Fire Brigade, State Services, Diplomatic Corps, Foreign Missions, and Invalids of Wars, as well as motorcycles with a cylinder capacity less than 50 cc.

**Legal basis** Law 3832/2010

**Reference Period** March 2016

**Coverage** The production of monthly data is based on the registers held by the Ministry of Infrastructure, Transport and Networks, which records all the monthly changes observed in the vehicle registration licences at country level.

**Definitions** **Road motor vehicle** is any vehicle that, irrespective of the number of wheels, is moved by an engine and is designed to transport persons or cargo or both of them, either they are on the same single vehicle or on a trailer carried by the main motor vehicle. **New** road motor vehicle is any motor vehicle that is registered for the first time in Greece during the reference month and has not been put into circulation in any other country. **Used motor** vehicle is any motor vehicle that is registered for the first time in Greece and has been imported as a used one from abroad

**Passenger motor vehicle:** it is a motor vehicle designed to carry mostly people, having no more than 9 seats, including the driver's seat.

**Bus:** it is a motor vehicle, which is designed to carry mostly people, having more than 10 seats, including the driver's seat. (In the corresponding tables of this Press Release, this category also includes articulated buses.)

**Lorry:** it is motor vehicle designed to carry mostly cargo. (In the corresponding tables of this Press Release, this category also includes tractors, tow trucks, articulated tractors, and trucks with trailers).

**Motorcycle:** any two-wheeled motor vehicle, with or without sidecar, with maximum authorized design speed over 45 km/h, or in case it is powered by a combustion engine, with a cylinder capacity of 50 cc or over (In the corresponding tables of this Press Release, this category also includes the three-wheeled motor vehicles – motor tricycles).

**Tricycle motor vehicle:** it is a motor vehicle with three symmetrical wheels with maximum authorized design speed over 45 km/h, or in case it is powered by a combustion engine, with a cylinder capacity over the 50 cc. This category also includes four-wheel vehicles, except the light four-wheel motorcycles, whose empty vehicle tare (excluding the weight of the fuel or mixture of fuel-oil or the weight of the batteries for electric cars) is up to 400 kg in the case the vehicle is designed for passenger use or up to 550 kg in case the vehicle is designed to carry cargo and whose engine is up to 15KW.

**Methodology** Exhaustive Survey. The primary data derive from the Ministry of Infrastructure, Transport and Networks and are based on the issuing of new circulation licences as they are registered by the Regional Offices for Transport and Communications.

### References

More information (graphs, tables) concerning the survey on the issuing of new motor vehicle circulation licences are available on the webpage of ELSTAT, [www.statistics.gr](http://www.statistics.gr), under the link "Statistical Themes > Transport > Vehicles > Vehicle > Vehicle Licensing – Vehicle Fleet