



HELLENIC REPUBLIC
HELLENIC STATISTICAL AUTHORITY

Piraeus, 9 - 2 - 2015

PRESS RELEASE

Issuing of Motor Vehicle Circulation Licences: January 2015

The Hellenic Statistical Authority announces that in January 2015, 10.289 road motor cars (both new and used from abroad) were put into circulation for the first time, recording a 12,8% increase compared with the corresponding month of 2014 when the number of road motor cars was 9.121. In January 2014, a 18,0% increase had been observed in comparison with the corresponding month of 2013 (Table1, Chart1).

The new motorcycles (over 50cc) that were put into circulation for the first time in January 2015 amounted to 1.941, against 2.068 in 2014, thus recording a 6,1% decrease. In January 2014, a 8,2% increase had been observed in comparison with the corresponding month of 2013 (Table 1, Chart1).

Information:

Division of Statistics on Trade and Services
Section of Transport, Communications and Mass Media

Konstantinos Menexes

Telephor : (0030) 213 1352500

FAX : (0030) 213 1352496

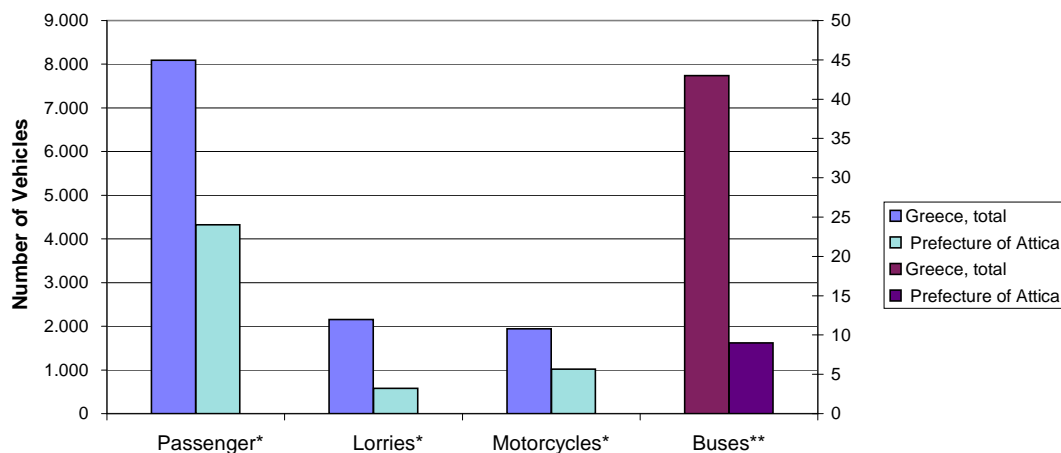
e-mail : k.menexes@statistics.gr

**Table 1. Road motor vehicles, both new and used, put into circulation for the first time in Greece:
January 2013 - 2015**

Category of Road Motor Vehicles	January						Change (%)			
	2015		2014		2013		2015/2014		2014/2013	
	Total	Used	Total	Used	Total	Used	Total	Used	Total	Used
Greece, total										
Road Motor Vehicles, total	12.230	3.874	11.189	2.580	9.639	1.993	9,3	50,2	16,1	29,5
1. Road motor cars	10.289	3.761	9.121	2.502	7.727	1.892	12,8	50,3	18,0	32,2
Passenger Cars	8.091	2.253	7.363	1.194	6.298	772	9,9	88,7	16,9	54,7
Buses	43	36	63	44	22	14	-31,7	-18,2	186,4	214,3
Lorries	2.155	1.472	1.695	1.264	1.407	1.106	27,1	16,5	20,5	14,3
2. Motorcycles > 50 cc	1.941	113	2.068	78	1.912	101	-6,1	44,9	8,2	-22,8
Prefecture of Attica										
Road Motor Vehicles, total	5.929	939	5.661	556	4.814	366	4,7	68,9	17,6	51,9
1. Road motor cars	4.911	905	4.630	542	3.816	347	6,1	67,0	21,3	56,2
Passenger Cars	4.325	677	4.199	353	3.546	179	3,0	91,8	18,4	97,2
Buses	9	8	30	15	7	1	-70,0	-46,7	328,6	1.400,0
Lorries	577	220	401	174	263	167	43,9	26,4	52,5	4,2
2. Motorcycles > 50 cc	1.018	34	1.031	14	998	19	-1,3	142,9	3,3	-26,3

Category of Road Motor Vehicles	Change (%)					
	Average Feb. 2014 - Jan 2015		Average Feb. 2013 - Jan 2014		Average Feb. 2014 - Jan 2015 / Average Feb. 2013 - Jan 2014	
	Total	Used	Total	Used	Total	Used
Greece, total						
Road Motor Vehicles, total	11.415	2.432	9.244	1.501	23,5	62,0
1. Road motor cars	8.627	2.291	6.669	1.399	29,4	63,8
Passenger Cars	7.098	1.225	5.500	558	29,1	119,5
Buses	66	53	36	27	83,3	96,3
Lorries	1.463	1.013	1.133	814	29,1	24,4
2. Motorcycles > 50 cc	2.788	141	2.575	102	8,3	38,2

Graph 1. New registrations of motor vehicles: January 2015



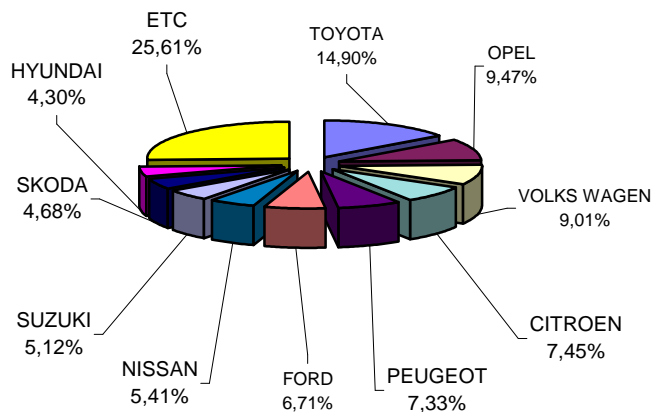
* For Passenger motor vehicles, Lorries and Motorcycles see the left axis scale

** For Buses see the right axis scale

**Table 2. Sales of new and used passenger cars by make:
January 2015**

Makes	Passenger cars	
	January	
	new	used
ALFA ROMEO	26	11
AUDI	220	52
BMW	123	80
CHEVROLET	-	1
CHRYSLER	-	2
CITROEN	435	109
DACIA	41	6
DAEWOO	-	3
DAIHATSU	-	6
DETHLEFFS	-	3
FERRARI	-	1
FIAT	96	195
FORD	392	163
GM KOREA (CHEVROLET)	66	7
HOBBY	-	1
HONDA	57	13
HYUNDAI	251	35
JAGUAR	-	1
JEEP	24	9
KIA	168	16
LANCIA	18	9
LAND ROVER	6	22
LEXUS	10	2
MASERATI	-	1
MAZDA	-	16
MERCEDES	118	132
MINI	79	20
MITSUBISHI	38	16
NISSAN	316	41
OPEL	553	469
PEUGEOT	428	94
PORSCHE	-	11
RENAULT	187	89
ROVER	-	1
SAAB	-	1
SEAT	101	11
SKODA	273	16
SMART	11	96
SUBARU	3	2
SUZUKI	299	77
TOYOTA	870	237
VOLKS WAGEN	526	161
VOLVO	103	15
TOTAL	5.838	2.253

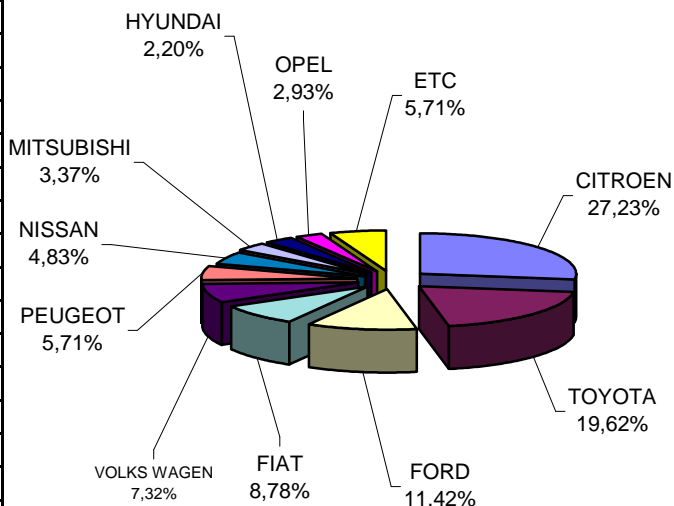
**Graph 2. Sales of new passenger cars:
January 2015**



**Table 3. Sales of new and used lorries by make:
January 2015**

Makes	Lorries	
	January	
	new	used
A. KAOUSSIS SA	8	-
ASTRA	-	1
CITROEN	186	34
DACIA	-	4
DAF	-	29
DODGE	-	1
FIAT	60	166
FIAT-IVECO	-	4
FORD	78	152
G.M.C.	-	2
HYUNDAI	-	4
ISUZU	17	20
IVECO	2	16
IVECO MAGIRUS	-	1
MAGIRUS	-	1
MAHINDRA	2	-
MAN	-	51
MAZDA	-	39
MERCEDES	21	259
MERCEDES GENNADIOS TANK	1	-
mitsubishi	23	80
NISSAN	33	147
OPEL	20	108
PEUGEOT	39	24
PFAU	-	1
PIAGGIO	2	3
RENAULT	-	75
SCANIA	3	28
SEAT	1	2
SKODA	-	26
SUZUKI	-	1
TOYOTA	134	47
VOLKS WAGEN	50	101
VOLVO	3	45
TOTAL	683	1.472

**Graph 3. Sales of new lorries:
January 2015**



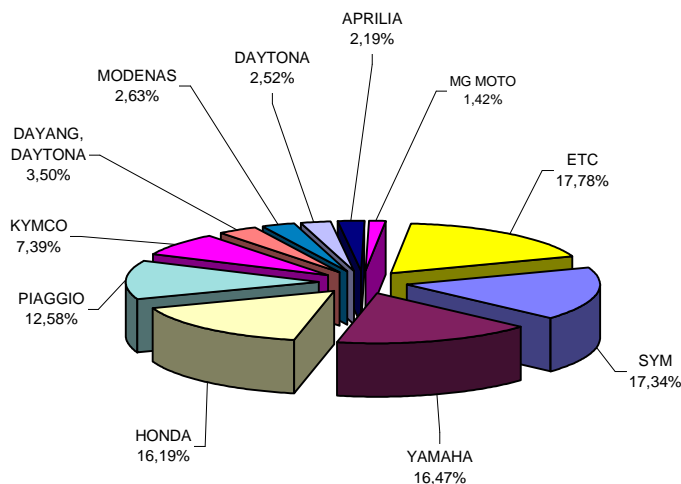
**Table 4. Sales of new and used buses by make:
January 2015**

Makes	Buses	
	January	
	new	used
BOVA	-	2
DAF	-	1
EVOBUS	-	5
HIGER (SCANIA)	1	-
IVECO	-	1
MAN	-	2
MERCEDES	1	13
MERCEDES ERDUMAN	1	-
NEOPLAN	-	4
OPEL	1	-
SCANIA	-	1
SETRA	2	5
TEMSA	1	1
VAN HOOL	-	1
TOTAL	7	36

**Table 5. Sales of new and used motorcycles by make or manufacturer:
January 2015**

Makes	Motorcycles	
	January	
	new	used
ACCESS	1	-
AEON MOTOR	2	-
APRILIA	40	2
APRILIA, PIAGGIO, GILERA	5	-
ARTIC CAT	1	-
ARTIC CAT, MASSE	2	-
BASHAN,YMC	1	-
BETA	3	-
BMW	25	6
BOMBARDIER INC.	4	-
CFMOTO	2	-
DAELIM	6	-
DAYANG, DAYTONA	64	-
DAYTONA	46	2
DERBI	2	-
DINLI, EXPLORER	1	-
DUCATI	7	1
ERIDER, VESPINO	1	-
FEISHEN, MONDIA	2	-
GAS GAS	2	-
GILERA	1	1
HARLEY DAVIDSON	6	5
HM		1
HONDA	296	9
HONLING, SHL, RIYA, TRIMAX, WA	1	-
HUSABERG	-	1
HUSQVARNA	3	2
JIAJUE,JINDING,LANYING,PEDA	2	-
JIANSHE	5	-
JLAJI,HUATIAN,FEILING,TUTU,EPM,MC	13	-
JONWAY, SHENKE, JMSTAR, HUIBAN	2	-
KAWASAKI	13	3
KENBO	1	-
KL	3	-
KTM	18	-
KWANG YANG	-	3
KYMCO	135	8
LIFAN	6	-
LIFAN,HONLEI,SKYGO,BISAN-LIFAN	16	-
LINHAI, KUBA	2	-
LML	8	-
LONCIN	3	-
LONCIN, KINLON, DORTON, CCM, E	4	-
MALAGUTI SPA	1	-
MBK	1	1
MG MOTO	26	-
MODENAS	48	-
MOTO GUZZI	3	-
MV AGUSTA	1	-
PEUGEOT	10	2
PGO	1	-
PIAGGIO	230	15
POLARIS	1	-
QJ , QJIANG, KEEWAY, LEONE	16	-
QJ, QJIANG, GENERIC, MTR,RIDE	3	-
SCARABEO, APRILIA	1	-
SHANYANG	3	-
SHINERAY	7	-
SKYJET	3	-
SKYTEAM,SACIN,METALCO,SOKUDO,	8	-
SOKON	1	-
SUZUKI	23	17
SYM	317	5
TGB	3	-
TRIUMPH	7	2
WANGYE,SANBEN,UM,MONDIAL,KENC	3	-
XGJAO	25	-
XGJAO, YUAN , SKYJET, KAISAR	5	-
XINLING, HEROWAY, LEDOW	3	-
YAMAHA	301	27
YIBEN,MEIDUO,VONROAD,WUBEN,NIM	4	-
YINGANG	5	-
YINXIANG, CHEETA, KENBO	2	-
ZHONGNENG, ZNEN, daDo, DIRECT BI	9	-
ZONGSHEN, ZIPSTAR, ZEALSUN, KEN	2	-
TOTAL	1.828	113

**Graph 4. Sales of new motorcycles:
January 2015**



EXPLANATORY NOTES

Survey on the issuing of new road motor vehicle circulation licenses

The survey on the issuing of new motor vehicle circulation licenses is a census survey. The released data give information, at country level, on the brand and type of the motor vehicle, as well as whether it is new or used. The primary data derive from the Ministry of Infrastructure, Transport and Networks and are based on the issuing of new circulation licences. The survey does not include vehicles that move on rails, trolley busses, agricultural tractors and machinery. In addition, the following are excluded: all motor vehicles of the Armed Forces, Police, Fire Brigade, State Services, Diplomatic Corps, Foreign Missions, and Invalids of Wars, as well as motorcycles with a cylinder capacity less than 50 cc.

Legal basis Legislative Decree 3627/56, Law 2392/96, Law 3832/2010

Reference Period January 2015

Coverage The production of monthly data is based on the registers held by the Ministry of Infrastructure, Transport and Networks, which records all the monthly changes observed in the vehicle registration licences at country level.

Definitions **Road motor vehicle** is any vehicle that, irrespective of the number of wheels, is moved by an engine and is designed to transport persons or cargo or both of them, either they are on the same single vehicle or on a trailer carried by the main motor vehicle. **New** road motor vehicle is any motor vehicle that is registered for the first time in Greece during the reference month and has not been put into circulation in any other country. **Used motor** vehicle is any motor vehicle that is registered for the first time in Greece and has been imported as a used one from abroad

Passenger motor vehicle: it is a motor vehicle designed to carry mostly people, having no more than 9 seats, including the driver's seat.

Bus: it is a motor vehicle, which is designed to carry mostly people, having more than 10 seats, including the driver's seat. (In the corresponding tables of this Press Release, this category also includes articulated buses.)

Lorry: it is motor vehicle designed to carry mostly cargo. (In the corresponding tables of this Press Release, this category also includes tractors, tow trucks, articulated tractors, and trucks with trailers).

Motorcycle: any two-wheeled motor vehicle, with or without sidecar, with maximum authorized design speed over 45 km/h, or in case it is powered by a combustion engine, with a cylinder capacity of 50 cc or over (In the corresponding tables of this Press Release, this category also includes the three-wheeled motor vehicles – motor tricycles).

Tricycle motor vehicle: it is a motor vehicle with three symmetrical wheels with maximum authorized design speed over 45 km/h, or in case it is powered by a combustion engine, with a cylinder capacity over the 50 cc. This category also includes four-wheel vehicles, except the light four-wheel motorcycles, whose empty vehicle tare (excluding the weight of the fuel or mixture of fuel-oil or the weight of the batteries for electric cars) is up to 400 kg in the case the vehicle is designed for passenger use or up to 550 kg in case the vehicle is designed to carry cargo and whose engine is up to 15KW.

Methodology Census Survey

References

More information (graphs, tables) concerning the survey on the issuing of new motor vehicle circulation licences are available on the webpage of ELSTAT, www.statistics.gr, under the link "Statistical Themes > Transport > Vehicles > Vehicle > Vehicle Licensing – Vehicle Fleet