



PRESS RELEASE

Issuing of Motor Vehicle Circulation Licences: February 2016

The Hellenic Statistical Authority announces that in February 2016, 6.990 road motor cars (both new and used from abroad) were put into circulation for the first time, recording a 17,0% decrease compared with the corresponding month of 2015 when the number of road motor cars was 8.424. In February 2015, a 26,8% increase had been observed in comparison with the corresponding month of 2014 (Table1, Chart1). A total number of 3.595 new cars were put into circulation in February 2016 compared with 5.648 in February 2015, recording an 36,3% decrease.

The new motorcycles (over 50cc) that were put into circulation for the first time in February 2016 amounted to 2.229, against 1.696 in 2015, thus recording a 31,4% increase. In February 2015, a 0,1% decrease had been observed in comparison with the corresponding month of 2014 (Table 1, Chart1). Out of the above motorcycles 2.065 were new, while the corresponding figure in February 2015 was 1.588, recording a 30,0% increase.

During the period January - February 2016, 17.655 road motor cars (both new and used from abroad) were put into circulation for the first time, representing a 5,7% decrease compared to the corresponding period of 2015 when the number of road motor cars was 18.713. During the period January - February 2015 an increase of 18,7% had been observed in comparison with the corresponding period of 2014 (Table2, Charts 2,3). Out of the above number of road motor cars that were put into circulation, from January to February 2016, 9.843 were new, while the corresponding number during the respective period of 2015 was 12.176, recording a 19,2% decrease.

During the period January - February 2016 the circulation of new motorcycles (over 50cc) amounted to 3.942, against 3.637 in 2015, thus representing a 8,4% increase. An decrease of 3,4% had been observed during the period January - February 2015 in comparison with the corresponding period of 2014 (Table 2, Charts 2,3). A total number of 3.638 new motorcycles were put into circulation, from January to February 2016, compared with 3.416 during the corresponding period of 2015, recording a 6,5% increase.

Information:

Division of Statistics on Trade and Services
Section of Transport, Communications and Mass Media

Konstantinos Menexes

Telephon : (0030) 213 1352500

FAX : (0030) 213 1352496

e-mail : k.menexes@statistics.gr

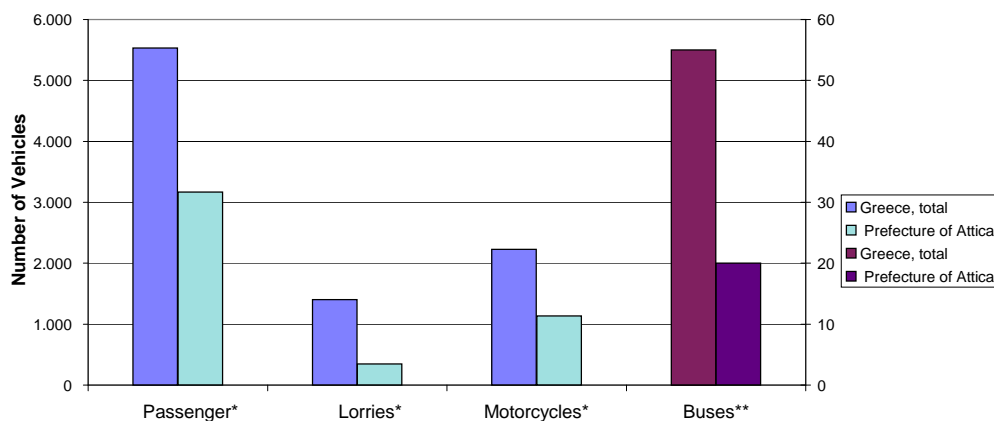
**Table 1. Road motor vehicles, both new and used, put into circulation for the first time in Greece:
February 2014 - 2016**

Category of Road Motor Vehicles	February						Change (%)			
	2016		2015		2014		2016/2015		2015/2014	
	Total	Used	Total	Used	Total	Used	Total	Used	Total	Used
Greece, total										
Road Motor Vehicles, total	9.219	3.559	10.120	2.884	8.341	1.982	-8,9	23,4	21,3	45,5
1. Road motor cars	6.990	3.395	8.424	2.776	6.644	1.909	-17,0	22,3	26,8	45,4
Passenger Cars	5.534	2.229	6.498	1.606	5.260	902	-14,8	38,8	23,5	78,0
Buses	55	45	44	43	53	44	25,0	4,7	-17,0	-2,3
Lorries	1.401	1.121	1.882	1.127	1.331	963	-25,6	-0,5	41,4	17,0
2. Motorcycles > 50 cc	2.229	164	1.696	108	1.697	73	31,4	51,9	-0,1	47,9

Prefecture of Attica										
Road Motor Vehicles, total	4.668	1.064	5.344	745	4.405	490	-12,6	42,8	21,3	52,0
1. Road motor cars	3.533	1.043	4.472	718	3.551	480	-21,0	45,3	25,9	49,6
Passenger Cars	3.167	826	3.757	538	3.190	292	-15,7	53,5	17,8	84,2
Buses	20	15	10	10	19	16	100,0	50,0	-47,4	-37,5
Lorries	346	202	705	170	342	172	-50,9	18,8	106,1	-1,2
2. Motorcycles > 50 cc	1.135	21	872	27	854	10	30,2	-22,2	2,1	170,0

Category of Road Motor Vehicles	Change (%)					
	Average Mar. 2015 - Feb. 2016		Average Mar. 2014 - Feb. 2015		Average Mar. 2015 - Feb. 2016 / Average Mar. 2014 - Feb. 2015	
	Total	Used	Total	Used	Total	Used
Greece, total						
Road Motor Vehicles, total	12.669	3.182	11.564	2.506	9,6	27,0
1. Road motor cars	9.593	2.998	8.776	2.362	9,3	26,9
Passenger Cars	7.969	1.822	7.201	1.283	10,7	42,0
Buses	60	49	66	53	-9,1	-7,5
Lorries	1.564	1.127	1.509	1.026	3,6	9,8
2. Motorcycles > 50 cc	3.076	184	2.788	144	10,3	27,8

Graph 1. New registrations of motor vehicles: February 2016



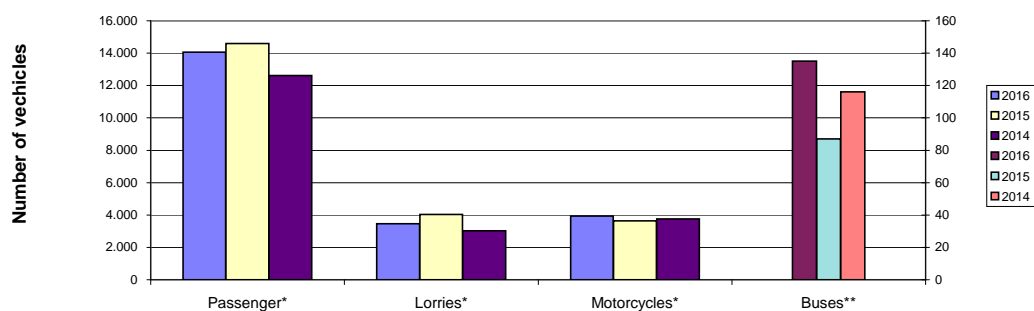
* For Passenger motor vehicles, Lorries and Motorcycles see the left axis scale

** For Buses see the right axis scale

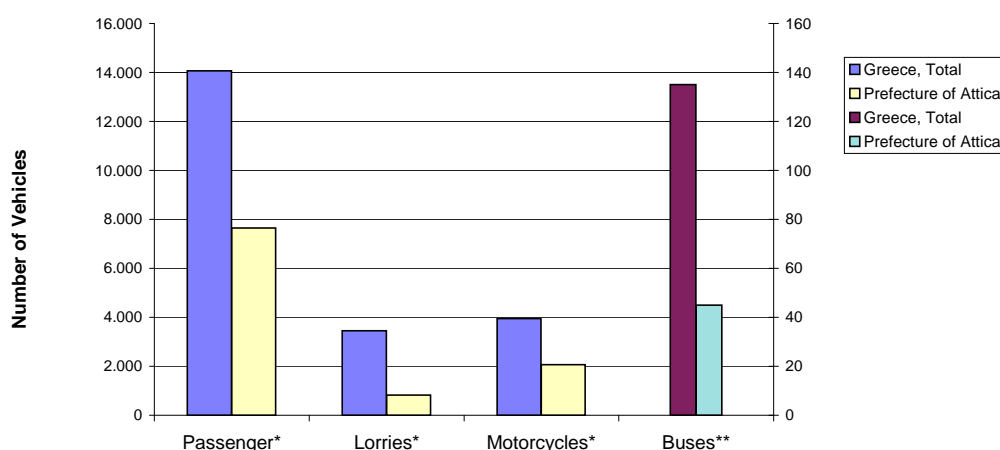
**Table 2. Road motor vehicles, both new and used, put into circulation for the first time in Greece:
Jan. - Feb. 2014 - 2016**

Category of Road Motor Vehicles	January - February						Change (%)			
	2016		2015		2014		2016/2015		2015/2014	
	Total	Used	Total	Used	Total	Used	Total	Used	Total	Used
Greece, total										
Road Motor Vehicles, total	21.597	8.116	22.350	6.758	19.530	4.562	-3,4	20,1	14,4	48,1
1. Road motor cars	17.655	7.812	18.713	6.537	15.765	4.411	-5,7	19,5	18,7	48,2
Passenger Cars	14.067	5.073	14.589	3.859	12.623	2.096	-3,6	31,5	15,6	84,1
Buses	135	117	87	79	116	88	55,2	48,1	-25,0	-10,2
Lorries	3.453	2.622	4.037	2.599	3.026	2.227	-14,5	0,9	33,4	16,7
2. Motorcycles > 50 cc	3.942	304	3.637	221	3.765	151	8,4	37,6	-3,4	46,4
Prefecture of Attica										
Road Motor Vehicles, total	10.570	2.292	11.273	1.684	10.066	1.046	-6,2	36,1	12,0	61,0
1. Road motor cars	8.508	2.243	9.383	1.623	8.181	1.022	-9,3	38,2	14,7	58,8
Passenger Cars	7.645	1.769	8.082	1.215	7.389	645	-5,4	45,6	9,4	88,4
Buses	45	38	19	18	49	31	136,8	111,1	-61,2	-41,9
Lorries	818	436	1.282	390	743	346	-36,2	11,8	72,5	12,7
2. Motorcycles > 50 cc	2.062	49	1.890	61	1.885	24	9,1	-19,7	0,3	154,2

**Graph 2. New motor vehicle circulation licences: comparative data
January - February 2014, 2015, 2016**



Graph 3. New registrations of motor vehicles: January - February 2016



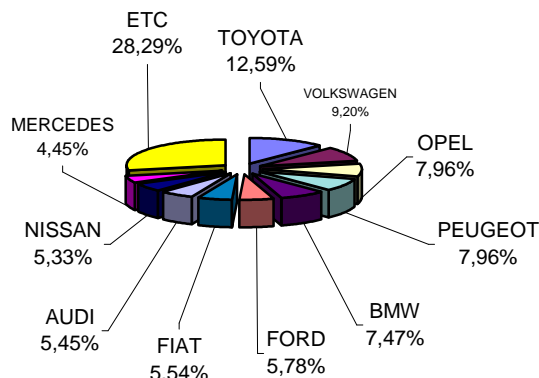
* For Passenger motor vehicles, Lorries and Motorcycles see the left axis scale

** For the Buses see the right axis scale

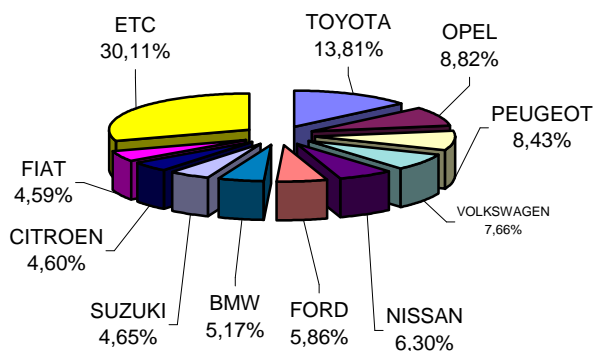
**Table 3. Sales of new and used passenger cars by make:
February and January - February 2016**

Makes	Passenger cars			
	February		Jan. - Feb.	
	new	used	new	used
ADRIA	-	-	-	1
ALFA LANCIA	-	-	-	1
ALFA ROMEO	34	16	78	44
ALPINA	-	-	-	1
AUDI	180	50	337	124
BENTLEY	-	-	-	1
BMW	247	100	465	181
CHEVROLET	-	6	-	14
CITROEN	144	110	414	237
DACIA	15	5	57	22
DAIHATSU	-	3	-	13
DETHLEFFS	-	-	-	1
DODGE	-	-	-	1
FERRARI	-	1	-	2
FIAT	183	150	413	358
FIAT-IVECO	-	-	-	1
FORD	191	193	527	440
GM KOREA (CHEVROLET)	50	5	96	7
HONDA	12	9	57	25
HYUNDAI	62	31	198	72
JAGUAR	1	1	3	9
JEEP	29	6	94	11
KIA	19	9	117	25
LANCIA	-	6	4	23
LAND ROVER	2	24	9	53
LEXUS	1	3	4	4
MAZDA	19	10	46	28
MERCEDES	147	180	241	378
MERCEDES Z.MANTOS	2	-	3	-
MG	-	1	-	1
MINI	101	23	177	60
MITSUBISHI	17	11	33	33
NISSAN	176	83	567	182
OPEL	263	345	793	835
PEUGEOT	263	111	758	206
PORSCHE	2	10	3	31
RENAULT	89	84	319	170
RILEY	-	-	-	1
ROVER	-	-	-	1
SAAB	-	1	-	6
SEA / MOBILVETT	-	-	-	3
SEAT	59	12	153	33
SKODA	74	46	228	89
SMART	63	115	149	243
SSANGYONG	7	-	10	1
SUBARU	-	-	2	4
SUZUKI	44	58	418	135
TATA	-	1	-	2
TOYOTA	416	255	1.242	611
VOLKSWAGEN	304	129	689	294
VOLKSWAGEN Z.MANTOS	-	-	1	-
VOLVO	89	26	289	54
WILLYS	-	-	-	1
TOTAL	3.305	2.229	8.994	5.073

**Graph 4. Sales of new passenger cars:
February 2016**



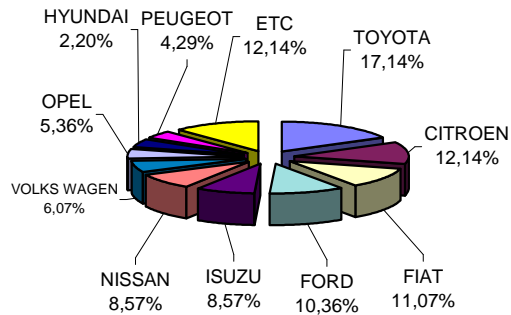
**Graph 5. Sales of new passenger cars:
January - February 2016**



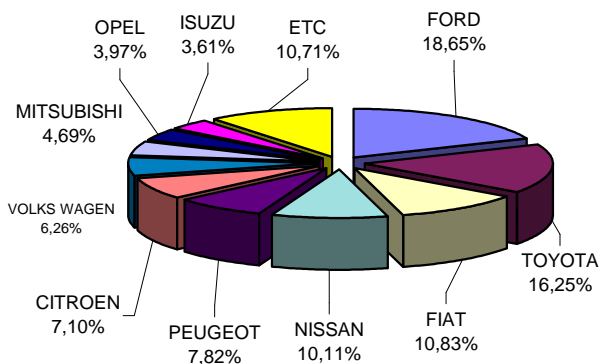
**Table 4. Sales of new and used lorries by make:
February and January - February 2016**

Makes	Lorries			
	February		Jan. - Feb.	
	new	used	new	used
CITROEN	34	20	59	50
DACIA	-	1	-	3
DAF	1	28	3	59
DAF A. KAOUSSIS	1	-	1	-
DAF TOUMBAS D. & Co L	2	-	2	-
DAIHATSU	-	-	-	2
FIAT	31	114	90	336
FIAT-IVECO	-	2	-	10
FORD	29	147	155	319
GRECAV SPA	-	-	-	1
HUMMER	-	1	-	1
HYUNDAI	-	2	-	12
ISUZU	24	11	30	38
ISUZU ΤΑΞΙΑΡΧΟΥ	1	-	1	-
IVECO	2	14	5	28
IVECO CENTIGON	1	-	1	-
IVECO A. KAOUSSIS SA	-	-	4	-
IVECO ΗΦΑΙΣΤΟΣ ΣΤΕΦΑ	1	-	8	-
IVECO MAGIRUS	-	-	-	2
JEEP	-	1	-	1
LAND ROVER	-	-	-	2
MAGIRUS	-	-	-	1
MAN	5	60	5	119
MAN ΕΥΣΤΑΘΙΟΣ ΖΥΓΟΥΡ	-	-	3	-
MAZDA	-	28	-	70
MERCEDES	4	225	23	458
MERCEDES A. KAOUSSIS	1	-	1	-
MERCEDES TRUCK NET	2	-	2	-
MERCEDES SMYRLIADIS	1	-	3	-
MERCEDES STATHIS	-	-	3	-
MERCEDES XATZOGLOY	1	-	1	-
MINI	-	-	-	1
MITSUBISHI	12	47	39	136
MITSUBISHI DYNA TRAIL	1	-	1	-
NISSAN	24	78	84	221
NISSAN A. KAOUSSIS SA	-	-	1	-
NISSAN SMYRLIADIS	-	-	1	-
OPEL	15	70	33	162
PEUGEOT	12	31	65	63
PFAU	-	-	-	1
PIAGGIO	1	1	1	2
RENAULT	6	77	9	162
ROVER	-	-	-	1
SCANIA	-	32	4	54
SCANIA DYNA TRAILERS	-	-	1	-
SEAT	-	1	-	2
SKODA	-	6	-	13
STEYER	-	-	-	1
SUZUKI	-	2	-	4
TOYOTA	48	28	135	84
TOYOTA SGOURIS	-	1	-	1
VOLKS WAGEN	17	51	52	134
VOLVO	3	41	5	67
WARTBURG	-	1	-	2
TOTAL	280	1.121	831	2.622

**Graph 6. Sales of new lorries:
February 2016**



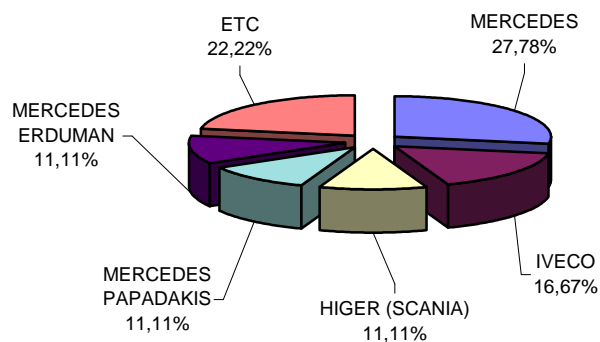
**Graph 7. Sales of new lorries:
January - February 2016**



**Table 5. Sales of new and used buses by make:
February and January - February 2016**

Makes	Buses			
	February		Jan. - Feb.	
	new	used	new	used
BOVA	-	4	-	9
EOS-COACH	-	-	-	1
EVOBUS	-	4	-	8
FIAT-IVECO	-	-	-	4
FORD	-	-	-	3
G. AUWARTER	-	-	-	1
HIGER (SCANIA)	-	-	2	-
IRIZAR	1	-	1	-
IVECO	1	-	3	-
MAN	-	2	1	4
MERCEDES	2	13	5	46
MERCEDES PAPADAKIS	2	-	2	-
MERCEDES ERDUMAN	2	-	2	-
NEOPLAN	-	-	-	2
OTOKAR	1	-	1	-
PEUGEOT	-	2	-	3
SCANIA	-	6	-	9
SETRA	-	5	-	10
TEMSA	-	2	-	7
VOLKSWAGEN	1	1	1	4
VOLVO	-	5	-	5
XIAMEN KING LONG	-	1	-	1
TOTAL	10	45	18	117

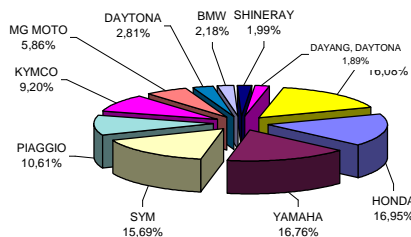
**Graph 8. Sales of new buses:
January - February 2016**



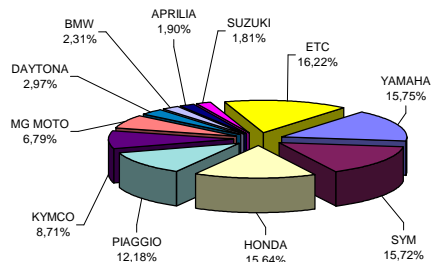
**Table 6. Sales of new and used motorcycles by make or manufacturer:
February and January - February 2016**

Makes	Motorcycles			
	February		Jan. - Feb.	
	new	used	new	used
AEON MOTOR	2	-	2	-
APRILIA	38	8	69	9
APRILIA, PIAGGIO, GILERA	4	2	7	3
BASHAN, MONDIAL, YUKI, APAC	1	-	1	-
BENZHOU	-	-	-	1
BETA	5	-	5	-
BIMOTA	-	-	-	1
BMW	45	1	84	3
BOMBARDIER INC.	3	-	8	-
BUYANG, MX	1	-	1	-
CFMOTO	2	1	5	1
CHINA JIALING	1	-	1	-
DAELIM	9	-	14	2
DAYANG, DAYTONA	39	-	47	-
DAYTONA	58	-	108	-
DAZON	-	-	1	-
DERBI	-	-	2	-
DNEPR 11	-	-	-	1
DUCATI	11	-	21	2
EKING,NOSMOKE,JHC,JHCNEW	-	-	1	-
EUROMOTORS	1	-	1	-
FEISHEN, MONDIA	1	-	1	-
GAS GAS	1	-	1	-
HAOJIAN, ZONTES, TAYO, Sharp	1	-	3	-
HAOJIANG, SENKE, ZONTES, TA	1	-	2	-
HARLEY DAVIDSON	6	2	15	3
HONDA	350	36	569	65
HSUN, HISUN, APACHI, ICHIBAN	1	-	2	-
HUSQVARNA	2	-	2	-
INDIAN MOTORCYC	3	-	4	-
JIAJI, HUATIAN, FEILING, LINTEX	1	-	1	-
JIAJUE,JINDING,LANYING,PEDA	-	-	1	-
JIANGSU LINHAI	-	-	1	-
JIANSHE	2	-	2	-
JIANSHE,GEMINI	3	-	6	-
JINLING	-	-	10	-
JLAJI, HUATIAN, FEILING, TUTU	3	-	5	-
KAWASAKI	18	1	32	4
KEEWAY	5	-	6	-
KENBO	-	-	2	-
KL	6	-	13	-
KTM	35	-	47	2
KWANG YANG	-	2	-	6
KYMCO	190	10	317	19
LIFAN	8	-	9	-
LIFAN, HONLEI, SKYGO, BISAN-I	20	-	27	-
LINHAI, KUBA	-	-	1	-
LML	10	1	12	1
LONCIN, KINLON	1	-	4	-
LONGJIA, VMOTO, MLONGJIA, V	-	-	5	-
MBK	-	2	-	2
MG MOTO	121	-	247	2
MIKILON	-	-	2	-
MODENAS	14	-	33	-
MOTO S.P.A	1	-	1	-
MV AGUSTA	1	-	1	-
NACIONAL MOTOR	-	-	-	1
NFM	-	-	4	-
PEUGEOT	16	-	25	1
PGO	1	-	1	-
PIAGGIO	219	32	443	48
POLARIS	1	-	1	-
QINGQI	-	1	-	2
QINGQI, RKS, DAYTONA, RMG M	1	-	2	-
QJ , QJIANG, KEEWAY, LEONE	5	-	16	-
QJIANG	-	-	1	-
QUADRO	-	-	1	-
RIYA	-	-	10	-
SCARABEO, APRILIA	-	-	1	-
SHANYANG	2	-	6	-
SHINERAY	41	-	44	-
SHINERAY, QUADZILLA, WHITE	-	-	1	-
SKYJET	-	-	2	-
SKYTEAM	1	-	1	-
SKYTEAM, SACIN, METALCO, SQ	2	-	3	-
SKYTEAM,SASIN, CSR, METALK	5	-	8	-
SONIK,HAOLON,FORTUNE	-	-	4	-
SUZUKI	30	9	66	21
SYM	324	5	572	10
TGB	-	-	2	-
TIANMA, FASPIDE	-	-	1	-
TM RACING	-	-	1	-
TRIUMPH	12	-	23	1
VEEROAD	1	-	1	-
VICTORY MOTORCYC	2	-	3	-
WANGYE, SANBEN, UM, MONDI	4	-	5	-
WANJIN	-	1	-	1
XGJAO	2	-	13	-
XGJAO, YUAN , SKYJET, KAISAR	1	-	5	-
XINGYUE, QSTRON	-	-	1	-
XINLING, HEROWAY, LEDOW	1	-	1	-
XINYANG	1	-	2	-
YAMAHA	346	50	573	91
YIBEN, MEIDUO, VONROAD, WU	2	-	2	1
YINXIANG, CHEETA	1	-	1	-
YINXIANG, KENBO	5	-	7	-
YINXIANG,KENBO,VENOM,CHEE	1	-	1	-
ZHONGNENG, ZNEN, daDo, DIR	5	-	11	-
ZONGSHEN, ZIPSTAR, ZEALSUN	1	-	1	-
ZXMCO, ZHONGXING, BEWHEE	7	-	10	-
TOTAL	2.065	164	3.638	304

**Graph 9. Sales of new motorcycles:
February 2016**



**Graph 10. Sales of new motorcycles:
January - February 2016**



EXPLANATORY NOTES

Survey on the issuing of new road motor vehicle circulation licenses

The survey on the issuing of new motor vehicle circulation licenses is a census survey. The released data give information, at country level, on the brand and type of the motor vehicle, as well as whether it is new or used. The survey does not include vehicles that move on rails, trolley busses, agricultural tractors and machinery. In addition, the following are excluded: all motor vehicles of the Armed Forces, Police, Fire Brigade, State Services, Diplomatic Corps, Foreign Missions, and Invalids of Wars, as well as motorcycles with a cylinder capacity less than 50 cc.

Legal basis Law 3832/2010

Reference Period February 2016

Coverage The production of monthly data is based on the registers held by the Ministry of Infrastructure, Transport and Networks, which records all the monthly changes observed in the vehicle registration licences at country level.

Definitions **Road motor vehicle** is any vehicle that, irrespective of the number of wheels, is moved by an engine and is designed to transport persons or cargo or both of them, either they are on the same single vehicle or on a trailer carried by the main motor vehicle. **New** road motor vehicle is any motor vehicle that is registered for the first time in Greece during the reference month and has not been put into circulation in any other country. **Used motor** vehicle is any motor vehicle that is registered for the first time in Greece and has been imported as a used one from abroad

Passenger motor vehicle: it is a motor vehicle designed to carry mostly people, having no more than 9 seats, including the driver's seat.

Bus: it is a motor vehicle, which is designed to carry mostly people, having more than 10 seats, including the driver's seat. (In the corresponding tables of this Press Release, this category also includes articulated buses.)

Lorry: it is motor vehicle designed to carry mostly cargo. (In the corresponding tables of this Press Release, this category also includes tractors, tow trucks, articulated tractors, and trucks with trailers).

Motorcycle: any two-wheeled motor vehicle, with or without sidecar, with maximum authorized design speed over 45 km/h, or in case it is powered by a combustion engine, with a cylinder capacity of 50 cc or over (In the corresponding tables of this Press Release, this category also includes the three-wheeled motor vehicles – motor tricycles).

Tricycle motor vehicle: it is a motor vehicle with three symmetrical wheels with maximum authorized design speed over 45 km/h, or in case it is powered by a combustion engine, with a cylinder capacity over the 50 cc. This category also includes four-wheel vehicles, except the light four-wheel motorcycles, whose empty vehicle tare (excluding the weight of the fuel or mixture of fuel-oil or the weight of the batteries for electric cars) is up to 400 kg in the case the vehicle is designed for passenger use or up to 550 kg in case the vehicle is designed to carry cargo and whose engine is up to 15KW.

Methodology Exhaustive Survey. The primary data derive from the Ministry of Infrastructure, Transport and Networks and are based on the issuing of new circulation licences as they are registered by the Regional Offices for Transport and Communications.

References

More information (graphs, tables) concerning the survey on the issuing of new motor vehicle circulation licences are available on the webpage of ELSTAT, www.statistics.gr, under the link "Statistical Themes > Transport > Vehicles > Vehicle > Vehicle Licensing – Vehicle Fleet