

## **PRESS RELEASE**

### **Issuing of Motor Vehicle Circulation Licences: August 2015**

The Hellenic Statistical Authority announces that in August 2015, 7.039 road motor cars (both new and used from abroad) were put into circulation for the first time, recording a 20,1% increase compared with the corresponding month of 2014 when the number of road motor cars was 5.862. In August 2014, a 20,8% increase had been observed in comparison with the corresponding month of 2013 (Table1, Chart1). A total number of 4.769 new cars were put into circulation in August 2015 compared with 4.016 in August 2014, recording an 18,8% increase.

The new motorcycles (over 50cc) that were put into circulation for the first time in August 2015 amounted to 2.984, against 2.790 in 2014, thus recording a 7,0% increase. In August 2014, a 4,3% increase had been observed in comparison with the corresponding month of 2013 (Table 1, Chart1). Out of the above motorcycles 2.793 were new, while the corresponding figure in August 2014 was 2.626, recording a 6,4% increase.

During the period January - August 2015, 81.642 road motor cars (both new and used from abroad) were put into circulation for the first time, representing a 18,5% increase compared to the corresponding period of 2014 when the number of road motor cars was 68.888. During the period January - August 2014 an increase of 27,5% had been observed in comparison with the corresponding period of 2013 (Table2, Charts 2,3). Out of the above number of road motor cars that were put into circulation, from January to August 2015, 56.727 were new, while the corresponding number during the respective period of 2014 was 51.779, recording a 9,6% increase.

During the period January - August 2015 the circulation of new motorcycles (over 50cc) amounted to 25.541, against 24.821 in 2014, thus representing a 2,9% increase. An increase of 7,1% had been observed during the period January - August 2014 in comparison with the corresponding period of 2013 (Table 2, Charts 2,3). A total number of 23.983 new motorcycles were put into circulation, from January to August 2015, compared with 23.647 during the corresponding period of 2014, recording a 1,4% increase.

Information:

Division of Statistics on Trade and Services  
Section of Transport, Communications and Mass Media

Konstantinos Menexes

Telephor : (0030) 213 1352500

FAX : (0030) 213 1352496

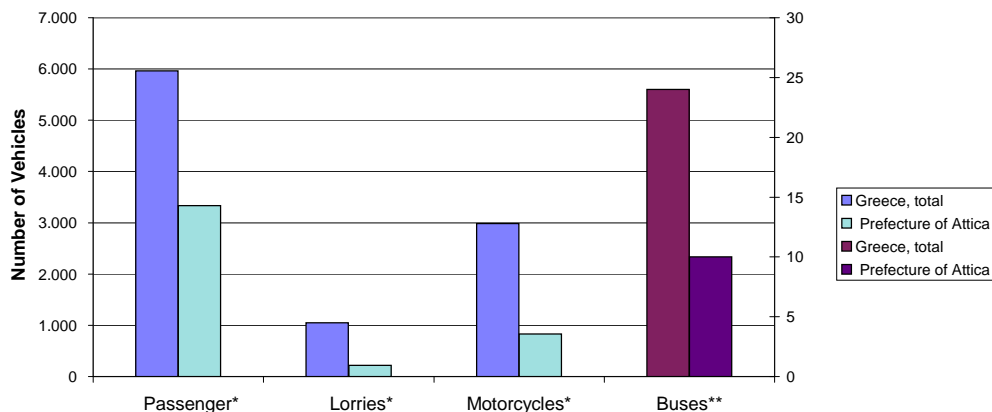
e-mail : k.menexes@statistics.gr

**Table 1. Road motor vehicles, both new and used, put into circulation for the first time in Greece:  
August 2013 - 2015**

Category of Road Motor Vehicles	August						Change (%)			
	2015		2014		2013		2015/2014		2014/2013	
	Total	Used	Total	Used	Total	Used	Total	Used	Total	Used
<b>Greece, total</b>										
<b>Road Motor Vehicles, total</b>	<b>10.023</b>	<b>2.461</b>	<b>8.652</b>	<b>2.010</b>	<b>7.530</b>	<b>1.309</b>	<b>15,8</b>	<b>22,4</b>	<b>14,9</b>	<b>53,6</b>
<b>1. Road motor cars</b>	<b>7.039</b>	<b>2.270</b>	<b>5.862</b>	<b>1.846</b>	<b>4.854</b>	<b>1.209</b>	<b>20,1</b>	<b>23,0</b>	<b>20,8</b>	<b>52,7</b>
Passenger Cars	5.963	1.494	4.739	1.068	3.851	482	25,8	39,9	23,1	121,6
Buses	24	19	37	31	33	29	-35,1	-38,7	12,1	6,9
Lorries	1.052	757	1.086	747	970	698	-3,1	1,3	12,0	7,0
<b>2. Motorcycles &gt; 50 cc</b>	<b>2.984</b>	<b>191</b>	<b>2.790</b>	<b>164</b>	<b>2.676</b>	<b>100</b>	<b>7,0</b>	<b>16,5</b>	<b>4,3</b>	<b>64,0</b>
<b>Prefecture of Attica</b>										
<b>Road Motor Vehicles, total</b>	<b>4.398</b>	<b>548</b>	<b>3.614</b>	<b>422</b>	<b>3.137</b>	<b>269</b>	<b>21,7</b>	<b>29,9</b>	<b>15,2</b>	<b>56,9</b>
<b>1. Road motor cars</b>	<b>3.565</b>	<b>529</b>	<b>2.803</b>	<b>397</b>	<b>2.347</b>	<b>256</b>	<b>27,2</b>	<b>33,2</b>	<b>19,4</b>	<b>55,1</b>
Passenger Cars	3.334	430	2.507	276	2.118	136	33,0	55,8	18,4	102,9
Buses	10	10	12	10	18	18	-16,7	0,0	-33,3	-44,4
Lorries	221	89	284	111	211	102	-22,2	-19,8	34,6	8,8
<b>2. Motorcycles &gt; 50 cc</b>	<b>833</b>	<b>19</b>	<b>811</b>	<b>25</b>	<b>790</b>	<b>13</b>	<b>2,7</b>	<b>-24,0</b>	<b>2,7</b>	<b>92,3</b>

Category of Road Motor Vehicles	Change (%)					
	Average Sep. 2014 - Aug. 2015		Average Sep. 2013 - Aug. 2014		Average Sep. 2014 - Aug. 2015 / Average Sep. 2013 - Aug. 2014	
	Total	Used	Total	Used	Total	Used
<b>Greece, total</b>						
<b>Road Motor Vehicles, total</b>	<b>12.451</b>	<b>3.006</b>	<b>10.492</b>	<b>1.956</b>	<b>18,7</b>	<b>53,7</b>
<b>1. Road motor cars</b>	<b>9.593</b>	<b>2.836</b>	<b>7.792</b>	<b>1.832</b>	<b>23,1</b>	<b>54,8</b>
Passenger Cars	7.935	1.669	6.462	886	<b>22,8</b>	<b>88,4</b>
Buses	62	52	56	41	<b>10,7</b>	<b>26,8</b>
Lorries	1.596	1.115	1.274	905	<b>25,3</b>	<b>23,2</b>
<b>2. Motorcycles &gt; 50 cc</b>	<b>2.858</b>	<b>170</b>	<b>2.700</b>	<b>124</b>	<b>5,9</b>	<b>37,1</b>

**Graph 1. New registrations of motor vehicles: August 2015**



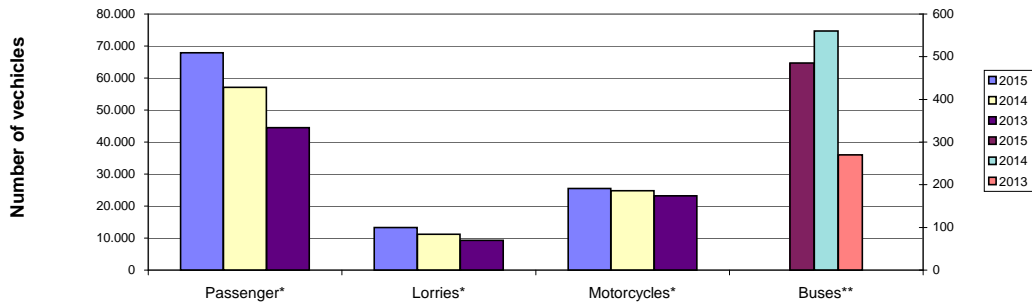
\* For Passenger motor vehicles, Lorries and Motorcycles see the left axis scale

\*\* For Buses see the right axis scale

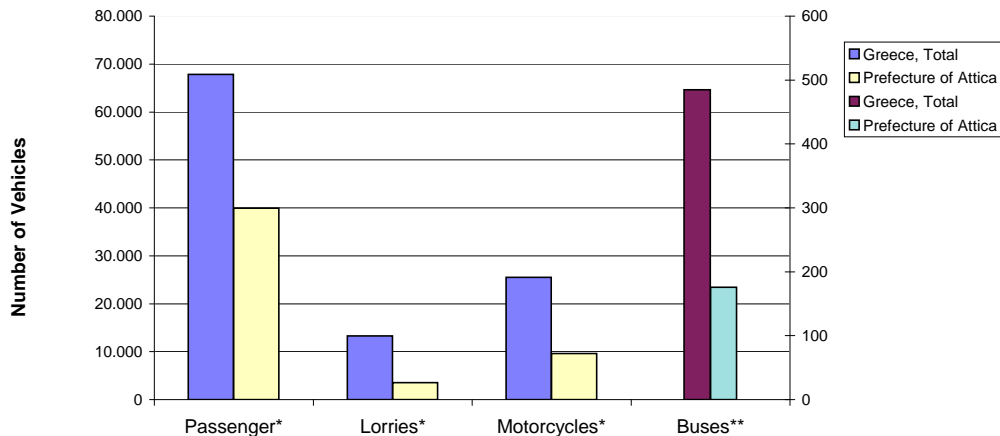
**Table 2. Road motor vehicles, both new and used, put into circulation for the first time in Greece:  
Jan. - Aug. 2013 - 2015**

Category of Road Motor Vehicles	January - August						Change (%)			
	2015		2014		2013		2015/2014		2014/2013	
	Total	Used	Total	Used	Total	Used	Total	Used	Total	Used
<b>Greece, total</b>										
<b>Road Motor Vehicles, total</b>	<b>107.183</b>	<b>26.473</b>	<b>93.709</b>	<b>18.283</b>	<b>77.175</b>	<b>12.232</b>	<b>14,4</b>	<b>44,8</b>	<b>21,4</b>	<b>49,5</b>
<b>1. Road motor cars</b>	<b>81.642</b>	<b>24.915</b>	<b>68.888</b>	<b>17.109</b>	<b>54.010</b>	<b>11.298</b>	<b>18,5</b>	<b>45,6</b>	<b>27,5</b>	<b>51,4</b>
Passenger Cars	67.873	15.077	57.102	8.687	44.487	4.327	18,9	73,6	28,4	100,8
Buses	485	389	560	411	270	204	-13,4	-5,4	107,4	101,5
Lorries	13.284	9.449	11.226	8.011	9.253	6.767	18,3	18,0	21,3	18,4
<b>2. Motorcycles &gt; 50 cc</b>	<b>25.541</b>	<b>1.558</b>	<b>24.821</b>	<b>1.174</b>	<b>23.165</b>	<b>934</b>	<b>2,9</b>	<b>32,7</b>	<b>7,1</b>	<b>25,7</b>
<b>Prefecture of Attica</b>										
<b>Road Motor Vehicles, total</b>	<b>53.216</b>	<b>6.922</b>	<b>46.193</b>	<b>4.373</b>	<b>37.934</b>	<b>2.479</b>	<b>15,2</b>	<b>58,3</b>	<b>21,8</b>	<b>76,4</b>
<b>1. Road motor cars</b>	<b>43.621</b>	<b>6.665</b>	<b>36.854</b>	<b>4.193</b>	<b>28.832</b>	<b>2.323</b>	<b>18,4</b>	<b>59,0</b>	<b>27,8</b>	<b>80,5</b>
Passenger Cars	39.930	5.000	33.710	2.705	26.710	1.311	18,5	84,8	26,2	106,3
Buses	176	135	232	149	90	62	-24,1	-9,4	157,8	140,3
Lorries	3.515	1.530	2.912	1.339	2.032	950	20,7	14,3	43,3	40,9
<b>2. Motorcycles &gt; 50 cc</b>	<b>9.595</b>	<b>257</b>	<b>9.339</b>	<b>180</b>	<b>9.102</b>	<b>156</b>	<b>2,7</b>	<b>42,8</b>	<b>2,6</b>	<b>15,4</b>

**Graph 2. New motor vehicle circulation licences: comparative data  
January - August 2013, 2014, 2015**



**Graph 3. New registrations of motor vehicles: January - August 2015**

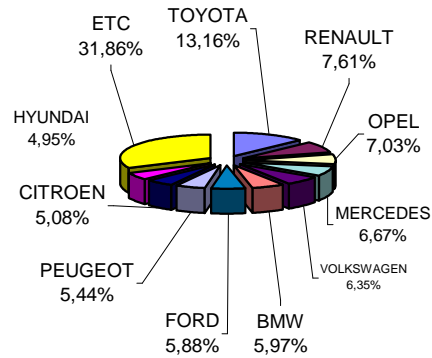


\* For Passenger motor vehicles, Lorries and Motorcycles see the left axis scale  
 \*\* For the Buses see the right axis scale

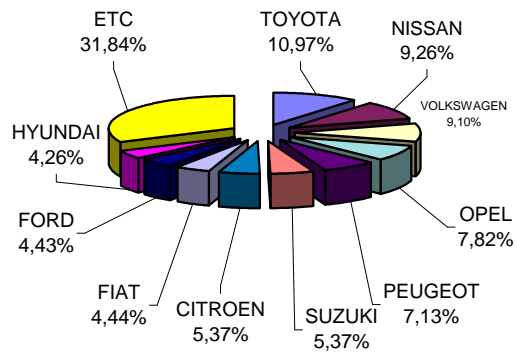
**Table 3. Sales of new and used passenger cars by make:  
August and January - August 2015**

Makes	Passenger cars			
	August		Jan. - Aug.	
	new	used	new	used
ALFA LANCIA	-	-	-	1
ALFA ROMEO	24	12	229	90
AUDI	130	28	1.902	377
AUSTIN-ROVER	-	-	-	1
BMW	267	35	1.799	460
CADILLAC	-	-	-	2
CHEVROLET	1	5	2	18
CHRYSLER	-	2	-	6
CITROEN	227	66	2.835	776
DACIA	25	2	227	33
DAEWOO	-	-	1	11
DAIHATSU	-	6	-	39
DETHLEFFS	-	1	-	22
DODGE	-	-	-	1
FERRARI	-	-	-	3
FIAT	173	123	2.345	1.097
FIAT - PININFARINA	-	-	-	1
FIAT-IVECO	-	-	-	1
FORD	263	114	2.341	1.182
GM KOREA (CHEVROLET)	58	2	376	34
HOBBY	-	-	-	1
HONDA	35	6	349	70
HUMMER	-	-	-	1
HYUNDAI	221	17	2.250	199
JAGUAR	-	-	-	4
JEEP	50	4	397	48
KIA	84	9	1.098	109
KTM	-	-	-	1
LAMBORGHINI	-	-	-	1
LANCIA	14	7	103	46
LAND ROVER	1	6	28	116
LEXUS	1	2	53	23
MASERATI	-	-	-	1
MAZDA	-	9	-	76
MERCEDES	298	81	2.092	1.075
MERCEDES Z.MANTOS	1	-	23	1
MG ROVER	-	1	-	1
MIA	-	-	-	1
MINI	73	12	807	175
MITSUBISHI	13	11	182	100
NISSAN	201	60	4.890	447
OPEL	314	279	4.129	2.608
PEUGEOT	243	78	3.762	696
PORSCHE	2	3	17	80
RENAULT	340	50	2.073	593
ROVER	-	-	-	4
SAAB	-	1	-	7
SEA / MOBILVETT	-	2	-	9
SEAT	45	7	1.251	92
SH AUTO	-	-	1	-
SKODA	145	21	1.812	210
SMART	20	70	507	854
SSANGYONG	-	-	12	-
SUBARU	1	2	26	14
SUZUKI	190	52	2.837	440
TALBOT	-	-	-	1
TOYOTA	588	211	5.793	1.721
TRIUMPH	-	-	-	1
VOLKSWAGEN	284	87	4.806	972
VOLVO	137	10	1.441	124
<b>TOTAL</b>	<b>4.469</b>	<b>1.494</b>	<b>52.796</b>	<b>15.077</b>

**Graph 4. Sales of new passenger cars:  
August 2015**



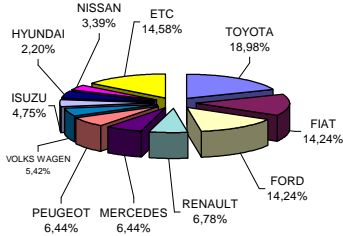
**Graph 5. Sales of new passenger cars:  
January - August 2015**



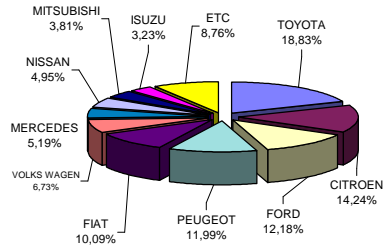
**Table 4. Sales of new and used lorries by make:  
August and January - August 2015**

Makes	Lorries			
	August		Jan. - Aug.	
	new	used	new	used
ASTRA	-	-	-	1
BERLIET	-	-	-	1
BMW	-	-	-	1
CHEVROLET	-	-	-	3
CHRYSLER	-	-	-	1
CITROEN	9	22	546	243
CITROEN STATHIS	-	-	1	-
CITROEN SMYRLIADIS	-	-	2	-
DACIA	-	1	-	17
DAF	3	9	11	166
DAF A. KAOUSSIS SA	-	-	2	-
DAF HEPHAESTUS	6	-	6	-
DAIHATSU	-	1	-	3
DENNIS EAGLE	-	-	1	-
DODGE	-	1	-	6
DYNA TRAILERS S.A. (DAF)	-	-	1	-
FIAT	42	75	387	1.071
FIAT-IVECO	-	6	-	53
FORD	42	96	467	1.034
FORD STATHIS	-	-	1	-
G.M.C.	-	-	-	2
HYUNDAI	-	-	-	38
ISUZU	14	13	124	120
IVECO	-	7	11	90
IVECO HEPHAESTUS	1	-	6	-
IVECO A. KAOUSSIS SA	-	-	9	-
IVECO STATHIS	-	-	2	-
IVECO MAGIRUS	-	1	-	7
IVECO MAGIRUS ΣΦΑΝΤΟ	-	-	3	-
JEEP	-	1	-	1
KIA	-	-	-	6
LAND ROVER	-	-	-	2
MAGIRUS	-	-	-	1
MAHINDRA	1	-	7	1
MAN	3	29	8	381
MAN A. KAOUSSIS SA	-	-	3	-
MAN NIKAS	1	-	1	-
MAN ΤΑΞΙΑΡΧΟΥ	-	-	2	-
MAN ΤΣΙΤΣΟΠΟΥΛΟΣ ΘΕΣ	-	-	1	-
MAZDA	-	20	-	234
MERCEDES	19	131	199	1.820
MERCEDES A. KAOUSSIS	-	-	14	1
MERCEDES GENNADIOS	-	-	1	-
MERCEDES STATHIS	-	-	6	-
MERCEDES ΚΑΪΕΚΩ Ο.Ε	4	-	6	-
MERCEDES KOSKERIDIS	-	-	1	-
MERCEDES NIKAS	-	-	5	-
MERCEDES SMYRLIADIS	1	-	10	-
MERCEDES A&I ΔΕΡΒΙΣΗΣ	-	-	-	2
MITSUBISHI	14	49	146	492
MITSUBISHI SMYRLIADIS	-	-	1	-
MITSUBISHI Σ.ΜΑΡΚΕΤΟΣ	-	-	1	-
MOSCHOU CRANE	-	-	1	-
MULTICAR	-	-	-	1
NISSAN	10	90	190	919
NISSAN SMYRLIADIS	-	-	3	1
OPEL	4	44	112	517
OPEL STATHIS	-	-	1	-
OZETA CLES	-	-	-	1
PEUGEOT	19	15	460	190
PFAU	-	-	-	1
PFAU MERCEDES	-	-	-	1
PIAGGIO	7	2	21	14
PIAGGIO & C SPA A. KAO	-	-	4	-
RAUSCH GMBH & C	-	-	1	-
RENAULT	20	36	30	506
ROMANITAL S.R.L	-	-	-	1
ROVER	-	-	-	3
SAMSUNG	-	-	-	1
SCANIA	2	22	17	219
SCANIA A. KAOUSSIS SA	-	-	1	-
SCANIA KARKAGGELHS	1	-	1	-
SCANIA SMYRLIADIS	-	-	2	-
SCANIA ΕΥΣΤΑΘΙΟΣ ΖΥΓΟ	-	-	1	-
SEAT	-	1	5	9
SKODA	-	7	-	118
SMYRLIADIS FPT Industria	-	-	1	-
SOVAB	-	1	-	1
SSANGYONG	-	-	2	2
STEYER	-	2	-	3
SUZUKI	-	1	-	9
TATA	-	1	-	2
TERBERG	-	-	-	20
TOYOTA	56	25	722	317
VAUXHALL	-	-	-	1
VOLKS WAGEN	16	37	258	510
VOLVO	-	11	10	284
<b>TOTAL</b>	<b>295</b>	<b>757</b>	<b>3.835</b>	<b>9.449</b>

**Graph 6. Sales of new lorries:  
August 2015**



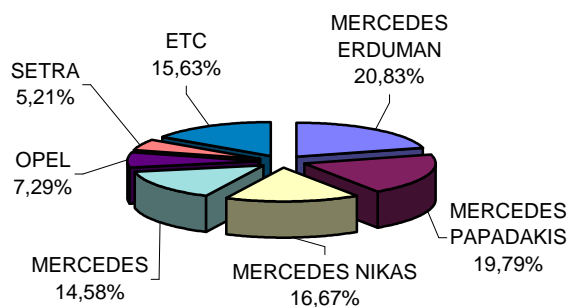
**Graph 7. Sales of new lorries:  
January - August 2015**



**Table 5. Sales of new and used buses by make:  
August and January - August 2015**

Makes	Buses			
	August		Jan. - Aug.	
	new	used	new	used
BOVA	-	1	-	25
DAF	-	-	-	2
EOS-COACH	-	-	-	1
EVOBUS	-	-	-	28
FIAT	-	-	-	3
FIAT-IVECO	-	-	-	1
FORD	-	-	2	12
G. AUWARTER	-	-	-	2
HIGER (SCANIA)	-	-	3	-
IRISBUS	-	-	-	2
IVECO	-	-	3	5
KASSBOHRER	-	-	-	1
MAN	-	1	-	22
MERCEDES	1	12	14	135
MERCEDES CENTO BUS	-	-	1	-
MERCEDES ERDUMAN	2	-	20	-
MERCEDES PAPADAKIS	-	-	19	-
MERCEDES NIKAS	1	-	16	-
MERCUS	-	-	1	-
NEOPLAN	-	1	-	30
OPEL	-	-	7	-
RENAULT	-	-	-	1
SALVADOR CAETAN	-	1	-	1
SCANIA	-	2	1	26
SETRA	1	-	5	42
SFAKIANAKIS	-	-	1	-
SIN MARCA	-	-	-	1
SOVAB	-	-	-	1
TEMSA	-	1	3	24
VAN HOOL	-	-	-	3
VOLKSWAGEN	-	-	-	11
VOLVO	-	-	-	8
XIAMEN KING LON	-	-	-	2
<b>TOTAL</b>	<b>5</b>	<b>19</b>	<b>96</b>	<b>389</b>

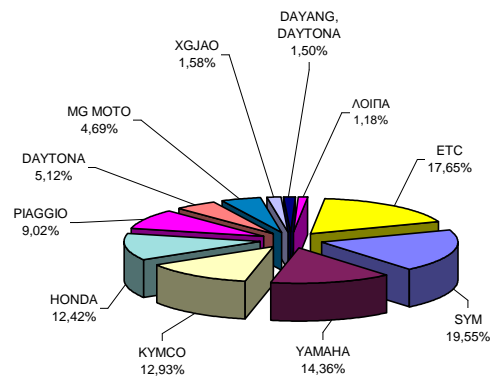
**Graph 8. Sales of new buses:  
January - August 2015**



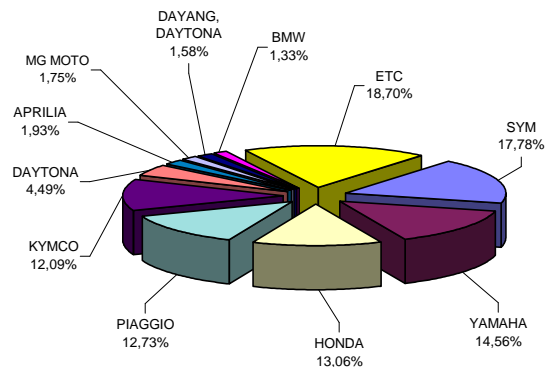
**Table 6. Sales of new and used motorcycles by make or manufacturer:  
August and January - August 2015**

Makes	Motorcycles			
	August		Jan. - Aug.	
	new	used	new	used
ACCESS	1	-	14	-
ACCESS, GOES	5	-	24	-
AEON MOTOR	15	-	55	-
APRILIA	17	5	462	48
APRILIA, PIAGGIO, GILERA	3	2	35	4
ARTIC CAT, MASSE	-	-	26	-
BAOTIAN, SUPERKING, WALTO	1	-	9	1
BASHAN, MONDIAL, YUKI, APAC	3	-	30	-
BETA	-	-	15	-
BMW	30	3	318	35
BOMBARDIER INC.	-	-	17	1
BUYANG, MX	1	-	7	-
C.P.I. MOTOR CO	15	-	15	-
CFMOTO	3	-	76	-
CFMOTO, MONDIAL, DERRACE	-	-	12	-
CHEETA	2	-	16	-
DAELIM	7	-	63	1
DAYANG, DAYTONA	42	1	379	7
DAYTONA	143	2	1,076	8
DERBI	3	-	34	1
DUCATI	5	-	111	6
FEISHEN, MONDIA	2	-	10	-
GAS GAS	-	-	7	-
GILERA	-	-	10	7
HAOJIANG, SENKE, ZONTES, TAY	2	-	28	-
HARLEY DAVIDSON	4	3	82	22
HER CHEE, ADLY	1	-	9	-
HONDA	347	35	3,133	286
HONLING, SHL, RIYA, TRIMAX, V	3	-	30	-
HUSQVARNA	3	1	31	4
INDIAN MOTORCYC	2	-	8	-
JIAJUE, JINDING, LANYING, PEDA	2	-	13	-
JIANSHE	7	-	33	1
JIANSHE, GEMINI	9	-	25	-
JLAJI, HUATIAN, FEILING, TUTU, E	13	-	137	-
JONWAY, SHENKE, JMSTAR, HU	1	-	10	-
JOYNER	16	-	35	2
KAISAR	1	-	9	-
KAWASAKI	12	3	157	26
KEEWAY	-	-	11	1
KENBO	3	-	25	-
KENOS	2	-	9	-
KL	13	-	56	-
KTM	10	3	150	7
KWANG YANG	-	13	-	61
KYMCO	361	14	2,899	119
LIFAN	11	-	66	1
LIFAN, HONLEI, SKYGO, BISAN-LI	12	-	157	-
LINHAI, KUBA	9	-	65	-
LML	9	1	55	2
LONCIN	3	-	33	-
LONCIN, KINLON, DORTON, CO	6	-	37	-
LONGJIA, RENBO, PRESTO, GINM	5	-	20	-
MALAGUTI	-	1	4	5
MBK	-	1	3	8
MG MOTO	131	-	420	4
MODENAS	19	-	264	1
MOTO GUZZI	1	1	16	2
MOTO S.P.A	-	-	9	-
MV AGUSTA	-	-	10	-
ODES, LIANGZI, BRANSON	1	-	49	-
PEUGEOT	27	2	214	9
PGO	-	-	8	-
PIAGGIO	252	32	3,053	266
PIAGGIO, APRILIA	4	-	61	-
POLARIS	1	-	17	1
QJ, QJIANG, KEEWAY, LEONE,	24	-	255	1
QUADRO	-	-	7	-
SHANYANG	2	-	26	-
SHINERAY	13	-	77	2
SKYJET	9	1	72	1
SKYTEAM, SASIN, CSR, METALK	5	-	73	1
STANDARD	-	1	11	1
SUZUKI	27	19	262	120
SYM	546	6	4,265	73
TGB	12	-	150	-
TRIUMPH	13	-	103	7
WANGYE, SANBEN, UM, MONDI	9	-	72	-
XGJAO	44	-	273	2
XGJAO, KAISAR, SKYJET, SOKON	13	-	45	2
XINLING, HEROWAY, LEDOW, D	-	-	15	-
YAMAHA	401	38	3,492	356
YIBEN, MEIDUO, VONROAD, WUB	-	-	19	-
YINGANG	-	-	48	-
YINGANG, MOTORAN, DAYTONA	-	-	23	-
YINXIANG, KENBO, CHEETA, FEK	3	-	35	1
ZHONGNENG, ZNEN, daDo, DIR	24	-	162	4
ZONGSHEN, ZIPSTAR, ZEALSUN	6	-	28	-
ZXMC0, ZHONGXING, BEWHEEL	8	-	28	1
ETC	33	3	170	39
<b>TOTAL</b>	<b>2,793</b>	<b>191</b>	<b>23,983</b>	<b>1,558</b>

**Graph 9. Sales of new motorcycles: August 2015**



**Graph 10. Sales of new motorcycles: January - August 2015**



## EXPLANATORY NOTES

### Survey on the issuing of new road motor vehicle circulation licenses

The survey on the issuing of new motor vehicle circulation licenses is a census survey. The released data give information, at country level, on the brand and type of the motor vehicle, as well as whether it is new or used. The primary data derive from the Ministry of Infrastructure, Transport and Networks and are based on the issuing of new circulation licences. The survey does not include vehicles that move on rails, trolley busses, agricultural tractors and machinery. In addition, the following are excluded: all motor vehicles of the Armed Forces, Police, Fire Brigade, State Services, Diplomatic Corps, Foreign Missions, and Invalids of Wars, as well as motorcycles with a cylinder capacity less than 50 cc.

**Legal basis** Law 3832/2010

**Reference Period** August 2015

**Coverage** The production of monthly data is based on the registers held by the Ministry of Infrastructure, Transport and Networks, which records all the monthly changes observed in the vehicle registration licences at country level.

**Definitions** **Road motor vehicle** is any vehicle that, irrespective of the number of wheels, is moved by an engine and is designed to transport persons or cargo or both of them, either they are on the same single vehicle or on a trailer carried by the main motor vehicle. **New** road motor vehicle is any motor vehicle that is registered for the first time in Greece during the reference month and has not been put into circulation in any other country. **Used motor** vehicle is any motor vehicle that is registered for the first time in Greece and has been imported as a used one from abroad

**Passenger motor vehicle:** it is a motor vehicle designed to carry mostly people, having no more than 9 seats, including the driver's seat.

**Bus:** it is a motor vehicle, which is designed to carry mostly people, having more than 10 seats, including the driver's seat. (In the corresponding tables of this Press Release, this category also includes articulated buses.)

**Lorry:** it is motor vehicle designed to carry mostly cargo. (In the corresponding tables of this Press Release, this category also includes tractors, tow trucks, articulated tractors, and trucks with trailers).

**Motorcycle:** any two-wheeled motor vehicle, with or without sidecar, with maximum authorized design speed over 45 km/h, or in case it is powered by a combustion engine, with a cylinder capacity of 50 cc or over (In the corresponding tables of this Press Release, this category also includes the three-wheeled motor vehicles – motor tricycles).

**Tricycle motor vehicle:** it is a motor vehicle with three symmetrical wheels with maximum authorized design speed over 45 km/h, or in case it is powered by a combustion engine, with a cylinder capacity over the 50 cc. This category also includes four-wheel vehicles, except the light four-wheel motorcycles, whose empty vehicle tare (excluding the weight of the fuel or mixture of fuel-oil or the weight of the batteries for electric cars) is up to 400 kg in the case the vehicle is designed for passenger use or up to 550 kg in case the vehicle is designed to carry cargo and whose engine is up to 15KW.

**Methodology** Census Survey

### References

More information (graphs, tables) concerning the survey on the issuing of new motor vehicle circulation licences are available on the webpage of ELSTAT, [www.statistics.gr](http://www.statistics.gr), under the link "Statistical Themes > Transport > Vehicles > Vehicle > Vehicle Licensing – Vehicle Fleet