



Piraeus, 10 - 8 - 2015

PRESS RELEASE

Issuing of Motor Vehicle Circulation Licences: July 2015

The Hellenic Statistical Authority announces that in July 2015, 8.181 road motor cars (both new and used from abroad) were put into circulation for the first time, recording a 23,9% decrease compared with the corresponding month of 2014 when the number of road motor cars was 10.744. In July 2014, a 25,9% increase had been observed in comparison with the corresponding month of 2013 (Table1, Chart1).

The new motorcycles (over 50cc) that were put into circulation for the first time in July 2015 amounted to 3.085, against 5.057 in 2014, thus recording a 39,0% decrease. In July 2014, a 12,0% increase had been observed in comparison with the corresponding month of 2013 (Table 1, Chart1).

During the period January - July 2015, 74.603 road motor cars (both new and used from abroad) were put into circulation for the first time, representing a 18,4% increase compared to the corresponding period of 2014 when the number of road motor cars was 63.026. During the period January - July 2014 an increase of 28,1% had been observed in comparison with the corresponding period of 2013 (Table2, Charts 2,3).

During the period January - July 2015 the circulation of new motorcycles (over 50cc) amounted to 22.557, against 22.031 in 2014, thus representing a 2,4% increase. A increase of 7,4% had been observed during the period January - July 2014 in comparison with the corresponding period of 2013 (Table 2, Charts 2,3).

Information:

Division of Statistics on Trade and Services
Section of Transport, Communications and Mass Media

Konstantinos Menexes

Telephon : (0030) 213 1352500

FAX : (0030) 213 1352496

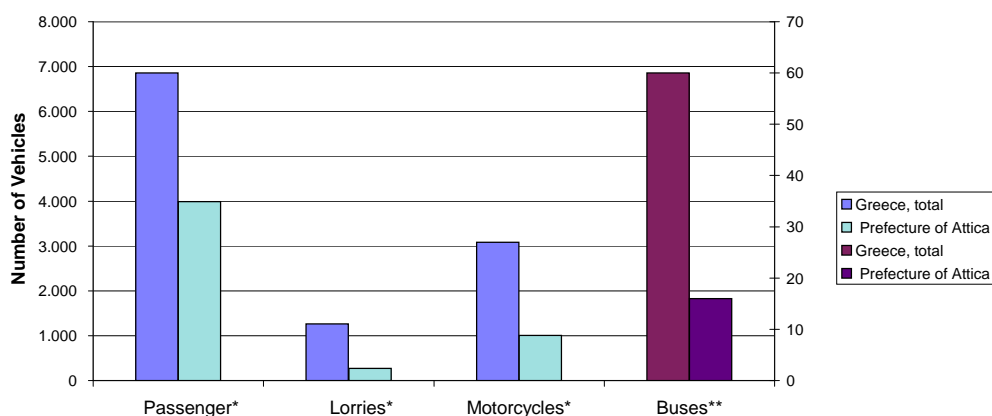
e-mail : k.menexes@statistics.gr

Table 1. Road motor vehicles, both new and used, put into circulation for the first time in Greece: July 2013 - 2015

Category of Road Motor Vehicles	July						Change (%)			
	2015		2014		2013		2015/2014		2014/2013	
	Total	Used	Total	Used	Total	Used	Total	Used	Total	Used
Greece, total										
Road Motor Vehicles, total	11.266	2.883	15.801	2.915	13.048	1.802	-28,7	-1,1	21,1	61,8
1. Road motor cars	8.181	2.660	10.744	2.687	8.532	1.649	-23,9	-1,0	25,9	62,9
Passenger Cars	6.856	1.641	8.976	1.436	7.116	655	-23,6	14,3	26,1	119,2
Buses	60	49	72	47	39	15	-16,7	4,3	84,6	213,3
Lorries	1.265	970	1.696	1.204	1.377	979	-25,4	-19,4	23,2	23,0
2. Motorcycles > 50 cc	3.085	223	5.057	228	4.516	153	-39,0	-2,2	12,0	49,0
Prefecture of Attica										
Road Motor Vehicles, total	5.282	773	7.550	776	6.264	381	-30,0	-0,4	20,5	103,7
1. Road motor cars	4.277	737	5.896	736	4.718	355	-27,5	0,1	25,0	107,3
Passenger Cars	3.992	570	5.403	511	4.382	206	-26,1	11,5	23,3	148,1
Buses	16	10	20	10	11	2	-20,0	0,0	81,8	400,0
Lorries	269	157	473	215	325	147	-43,1	-27,0	45,5	46,3
2. Motorcycles > 50 cc	1.005	36	1.654	40	1.546	26	-39,2	-10,0	7,0	53,8

Category of Road Motor Vehicles	Change (%)					
	Average Aug. 2014 - Jul. 2015		Average Aug. 2013 - Jul. 2014		Average Aug. 2014 - Jul. 2015 / Average Aug. 2013 - Jul. 2014	
	Total	Used	Total	Used	Total	Used
Greece, total						
Road Motor Vehicles, total	12.337	2.968	10.398	1.897	18,6	56,5
1. Road motor cars	9.495	2.800	7.708	1.779	23,2	57,4
Passenger Cars	7.833	1.633	6.388	837	22,6	95,1
Buses	63	53	56	41	12,5	29,3
Lorries	1.599	1.114	1.264	901	26,5	23,6
2. Motorcycles > 50 cc	2.842	168	2.690	118	5,7	42,4

Graph 1. New registrations of motor vehicles: July 2015



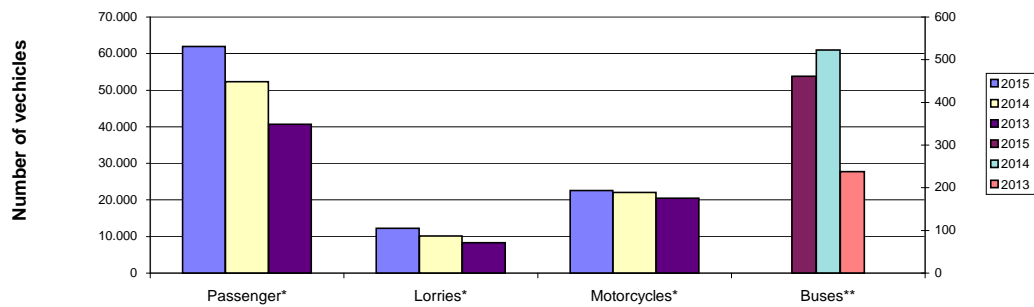
* For Passenger motor vehicles, Lorries and Motorcycles see the left axis scale

** For Buses see the right axis scale

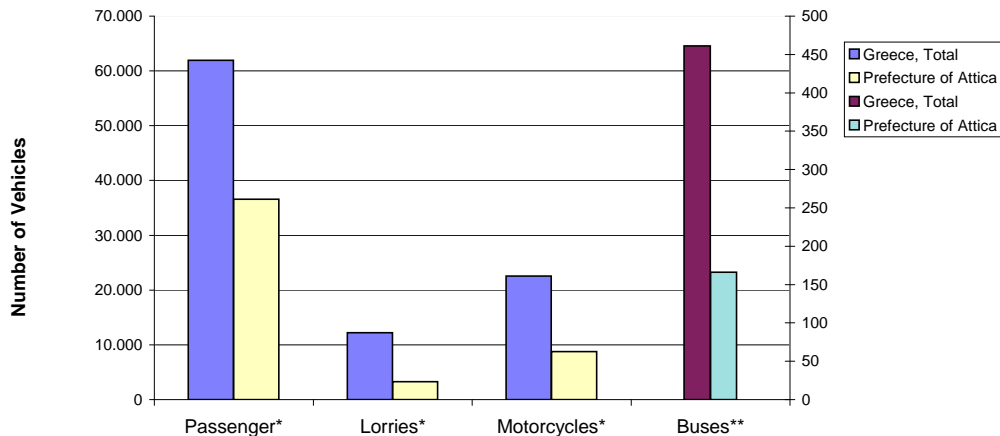
**Table 2. Road motor vehicles, both new and used, put into circulation for the first time in Greece:
Jan. - Jul. 2013 - 2015**

Category of Road Motor Vehicles	January - July						Change (%)			
	2015		2014		2013		2015/2014		2014/2013	
	Total	Used	Total	Used	Total	Used	Total	Used	Total	Used
Greece, total										
Road Motor Vehicles, total	97.160	24.012	85.057	16.273	69.730	10.931	14,2	47,6	22,0	48,9
1. Road motor cars	74.603	22.645	63.026	15.263	49.214	10.096	18,4	48,4	28,1	51,2
Passenger Cars	61.910	13.583	52.363	7.619	40.687	3.848	18,2	78,3	28,7	98,0
Buses	461	370	523	380	238	175	-11,9	-2,6	119,7	117,1
Lorries	12.232	8.692	10.140	7.264	8.289	6.073	20,6	19,7	22,3	19,6
2. Motorcycles > 50 cc	22.557	1.367	22.031	1.010	20.516	835	2,4	35,3	7,4	21,0
Prefecture of Attica										
Road Motor Vehicles, total	48.818	6.374	42.579	3.951	34.852	2.215	14,7	61,3	22,2	78,4
1. Road motor cars	40.056	6.136	34.051	3.796	26.519	2.072	17,6	61,6	28,4	83,2
Passenger Cars	36.596	4.570	31.203	2.429	24.623	1.178	17,3	88,1	26,7	106,2
Buses	166	125	220	139	72	44	-24,5	-10,1	205,6	215,9
Lorries	3.294	1.441	2.628	1.228	1.824	850	25,3	17,3	44,1	44,5
2. Motorcycles > 50 cc	8.762	238	8.528	155	8.333	143	2,7	53,5	2,3	8,4

**Graph 2. New motor vehicle circulation licences: comparative data
January - July 2013, 2014, 2015**



Graph 3. New registrations of motor vehicles: January - July 2015

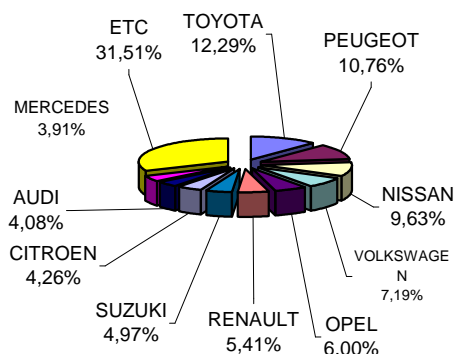


* For Passenger motor vehicles, Lorries and Motorcycles see the left axis scale
** For the Buses see the right axis scale

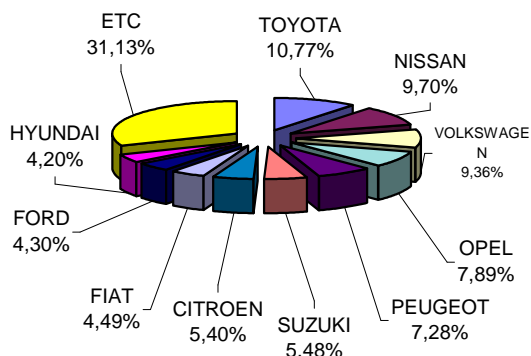
**Table 3. Sales of new and used passenger cars by make:
July and January - July 2015**

Makes	Passenger cars			
	July		Jan. - Jul.	
	new	used	new	used
ALFA LANCIA	-	-	-	1
ALFA ROMEO	17	9	205	78
AUDI	213	35	1.772	349
AUSTIN-ROVER	-	-	-	1
BMW	138	45	1.532	425
CADILLAC	-	-	-	2
CHEVROLET	1	3	1	13
CHRYSLER	-	1	-	4
CITROEN	222	83	2.608	710
DACIA	14	5	202	31
DAEWOO	-	1	1	11
DAIHATSU	-	2	-	33
DETHLEFFS	-	3	-	21
DODGE	-	-	-	1
FERRARI	-	-	-	3
FIAT	187	122	2.171	974
FIAT - PINIFARINA	-	-	-	1
FIAT-IVECO	-	-	-	1
FORD	141	130	2.078	1.068
GM KOREA (CHEVROLET)	36	5	318	32
HOBBY	-	-	-	1
HONDA	38	13	314	64
HUMMER	-	-	-	1
HYUNDAI	190	31	2.029	182
JAGUAR	-	-	-	4
JEEP	58	3	347	44
KIA	102	14	1.014	100
KTM	-	-	-	1
LAMBORGHINI	-	-	-	1
LANCIA	13	7	90	39
LAND ROVER	-	17	27	110
LEXUS	5	2	52	21
MASERATI	-	-	-	1
MAZDA	-	3	-	67
MERCEDES	204	113	1.794	994
MERCEDES Z.MANTOS	20	1	22	1
MIA	-	-	-	1
MINI	98	25	734	163
MITSUBISHI	15	16	169	89
NISSAN	502	57	4.689	387
OPEL	313	260	3.815	2.329
PEUGEOT	561	70	3.519	618
PORSCHE	4	7	15	77
RENAULT	282	68	1.733	543
ROVER	-	1	-	4
SAAB	-	-	-	6
SEA / MOBILVETT	-	1	-	7
SEAT	135	5	1.206	85
SH AUTO	-	-	1	-
SKODA	202	27	1.667	189
SMART	62	104	487	784
SSANGYONG	3	-	12	-
SUBARU	3	2	25	12
SUZUKI	259	38	2.647	388
TALBOT	-	-	-	1
TOYOTA	641	196	5.204	1.510
TRIUMPH	-	-	-	1
VOLKSWAGEN	375	102	4.523	885
VOLVO	161	14	1.304	114
TOTAL	5.215	1.641	48.327	13.583

**Graph 4. Sales of new passenger cars:
July 2015**



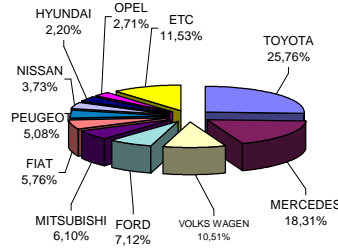
**Graph 5. Sales of new passenger cars:
January - July 2015**



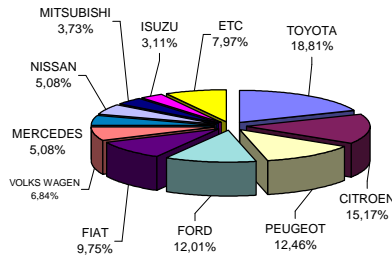
**Table 4. Sales of new and used lorries by make:
July and January - July 2015**

Makes	Lorries			
	July		Jan. - Jul.	
	new	used	new	used
ASTRA	-	-	-	1
BERLIET	-	-	-	1
BMW	-	1	-	1
CHEVROLET	-	-	-	3
CHRYSLER	-	-	-	1
CITROEN	6	21	537	221
CITROEN STATHIS	-	-	1	-
CITROEN SMYRLIADIS	-	-	2	-
DACIA	-	2	-	16
DAF	-	24	8	157
DAF A. KAOUSSIS SA	1	-	2	-
DAIHATSU	-	2	-	2
DENNIS EAGLE	-	-	1	-
DODGE	-	-	-	5
DYNA TRAILERS S.A. (DA	-	-	1	-
FIAT	17	96	345	996
FIAT-IVECO	-	6	-	47
FORD	21	99	425	938
FORD STATHIS	-	-	1	-
G.M.C.	-	-	-	2
HYUNDAI	-	5	-	38
ISUZU	10	9	110	107
IVECO	1	11	11	83
IVECO ΗΦΑΙΣΤΟΣ ΣΤΕΦΑ	-	-	5	-
IVECO A. KAOUSSIS SA	6	-	9	-
IVECO STATHIS	-	-	2	-
IVECO MAGIRUS	-	1	-	6
IVECO MAGIRUS ΣΦΑΝΤΟ	-	-	3	-
KIA	-	2	-	6
LAND ROVER	-	-	-	2
MAGIRUS	-	-	-	1
MAHINDRA	-	-	6	1
MAN	3	47	5	352
MAN A. KAOUSSIS SA	1	-	3	-
MAN ΤΑΞΙΑΡΧΟΥ	-	-	2	-
MAN ΤΣΙΤΣΟΠΟΥΛΟΣ ΘΕ	-	-	1	-
MAZDA	-	17	-	214
MERCEDES	54	222	180	1.689
MERCEDES A. KAOUSSIS	1	-	14	1
MERCEDES GENNADIOS	-	-	1	-
MERCEDES STATHIS	-	-	6	-
MERCEDES ΚΑΞΕΚΩ Ο.Ε	-	-	2	-
MERCEDES KOSKERIDIS	-	-	1	-
MERCEDES NIKAS	-	-	5	-
MERCEDES SMYRLIADIS	-	-	9	-
MERCEDES A&I ΔΕΡΒΙΣΗ	-	-	-	2
MINIBUS	18	50	132	443
MITSUBISHI SMYRLIADIS	-	-	1	-
MITSUBISHI Σ.ΜΑΡΚΕΤΟΣ	1	-	1	-
MOSCHOU CRANE	1	-	1	-
MULTICAR	-	-	-	1
NISSAN	11	83	180	829
NISSAN SMYRLIADIS	-	-	3	1
OPEL	8	49	108	473
OPEL STATHIS	-	-	1	-
OZETA CLES	-	-	-	1
PEUGEOT	15	18	441	175
PFAU	-	-	-	1
PFAU MERCEDES	-	1	-	1
PIAGGIO	3	1	14	12
PIAGGIO & C SPA A. KAO	1	-	1	-
PIAGGIO PORTER A. KAO	-	-	3	-
RAUSCH GMBH & C	-	-	1	-
RENAULT	4	50	10	470
ROMANITAL S.R.L	-	-	-	1
ROVER	-	-	-	3
SAMSUNG	-	-	-	1
SCANIA	1	29	15	197
SCANIA A. KAOUSSIS SA	-	-	1	-
SCANIA SMYRLIADIS	-	-	2	-
SCANIA ΕΥΣΤΑΘΙΟΣ ΖΥΓΟ	1	-	1	-
SEAT	1	2	5	8
SKODA	-	6	-	111
SMYRLIADIS FPT Industria	-	-	1	-
SSANGYONG	1	1	2	2
STEYER	-	-	-	1
SUZUKI	-	1	-	8
TATA	-	-	-	1
TERBERG	-	-	-	20
TOYOTA	76	35	666	292
VAUXHALL	-	-	-	1
VOLKS WAGEN	31	54	242	473
VOLVO	1	25	10	273
TOTAL	295	970	3.540	8.692

Graph 6. Sales of new lorries: July 2015



Graph 7. Sales of new lorries: January - July 2015



**Table 5. Sales of new and used buses by make:
July and January - July 2015**

Makes	Buses			
	July		Jan. - Jul.	
	new	used	new	used
BOVA	-	-	-	24
DAF	-	-	-	2
EOS-COACH	-	1	-	1
EVOBUS	-	2	-	28
FIAT	-	-	-	3
FIAT-IVECO	-	-	-	1
FORD	-	3	2	12
G. AUWARTER	-	1	-	2
HIGER (SCANIA)	1	-	3	-
IRISBUS	-	1	-	2
IVECO	1	1	3	5
KASSBOHRER	-	-	-	1
MAN	-	3	-	21
MERCEDES	1	15	13	123
MERCEDES CENTO BUS	-	-	1	-
MERCEDES ERDUMAN	3	-	18	-
MERCEDES PAPADAKIS	1	-	19	-
MERCEDES NIKAS	2	-	15	-
MERCUS	-	-	1	-
NEOPLAN	-	6	-	29
OPEL	2	-	7	-
RENAULT	-	1	-	1
SCANIA	-	8	1	24
SETRA	-	3	4	42
SIN MARCA	-	-	-	1
SFAKIANAKIS	-	-	1	-
SOVAB	-	-	-	1
TEMSA	-	3	3	23
VAN HOOL	-	-	-	3
VOLKSWAGEN	-	1	-	11
VOLVO	-	-	-	8
XIAMEN KING LON	-	-	-	2
TOTAL	11	49	91	370

**Graph 8. Sales of new buses:
January - July 2015**

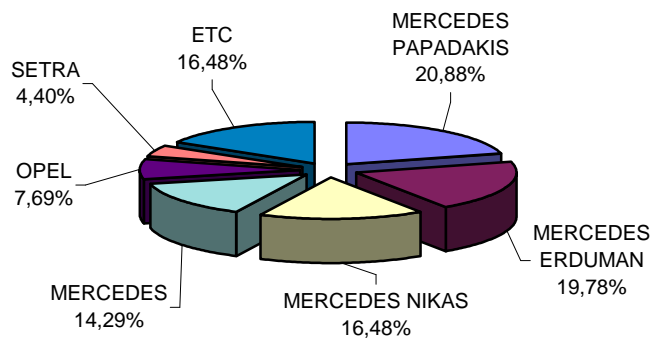
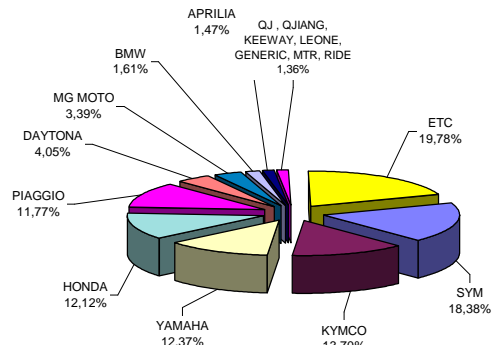


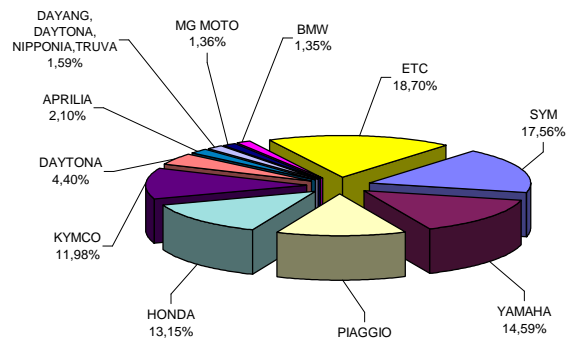
Table 6. Sales of new and used motorcycles by make or manufacturer: July and January - July 2015

Makes	Motorcycles			
	July		Jan. - Jul.	
	new	used	new	used
ACCESS, GOES	9	-	32	-
AEON MOTOR	17	-	40	-
APRILIA	42	8	445	43
APRILIA, GILERA	2	-	16	-
APRILIA, PIAGGIO, GILERA	1	-	13	-
ARTIC CAT, MASSE	1	-	26	-
BAOTIAN, SUPERKING, WALTON	2	1	8	1
BASHAN, MONDIAL, YUKI, APACI	4	-	27	-
BETA	1	-	15	-
BMW	46	6	287	32
BOMBARDIER INC.	2	-	17	1
BUYANG, MX	1	-	6	-
CFMOTO	18	-	73	-
CFMOTO, MONDIAL, DERRACE, C	-	-	14	-
CHEETA	6	-	14	-
DAELIM	7	-	56	1
DAYANG, DAYTONA, NIPPONIA, T	32	-	337	6
DAYTONA	116	2	933	6
DERBI	-	-	31	1
DUCATI	17	1	106	6
FEISHEN, MONDIA	2	-	8	-
GAS GAS	-	-	7	-
GILERA	2	3	10	7
GILERA, PIAGGIO	1	-	3	2
HAOJIANG, SENKE, ZONTES, TA	4	-	26	-
HARLEY DAVIDSON	10	4	78	19
HER CHEE, ADLY	7	-	8	-
HONDA	347	39	2,786	251
HONLING, SHL, RIYA, TRIMAX, W	4	-	27	-
HUSABERG	1	-	3	2
HUSQVARNA	1	1	28	3
INDIAN MOTORCYC	-	-	6	-
JIAJUE, JINDING, LANYING, PED	2	-	11	-
JIANSHE, GEMINI	8	-	42	1
JLAJI, HUATIAN, FEILING, TUTU, EP	18	-	129	-
JONWAY, SHENKE, JMSTAR, HU	3	-	9	-
JOYNER	-	-	19	2
KAISAR	1	-	8	-
KAWASAKI	14	6	145	23
KEEWAY	10	-	11	1
KENBO	4	-	22	-
KENOS	2	-	7	-
KL	5	-	43	-
KTM	14	-	139	4
KWANG YANG	-	11	-	48
KYMCO	392	19	2,538	105
LIBERTY	-	5	-	5
LIFAN	8	-	55	1
LIFAN, HONLEI, SKYGO, BISAN-LIF	11	-	145	-
LINGBEN, HAIZHIM BINQI, GUOBE	1	-	6	-
LINHAI, KUBA	15	-	56	-
LML	7	-	46	1
LONGCIN, KINLON, DORTON, CCM	10	-	61	-
LONGJIA, RENBO, PRESTO, GINMO	1	-	15	-
MALAGUTI	1	1	4	4
MBK	-	-	3	7
MG MOTO	97	-	289	4
MODENAS	20	-	245	1
MOTO GUZZI	2	-	15	1
MOTO S.P.A	-	-	9	-
MV AGUSTA	-	-	10	-
NIPPONIA	3	-	5	-
ODES, LIANGZI, BRANSON	3	-	48	-
PEUGEOT	25	1	187	7
PGO	3	-	8	-
PIAGGIO	337	44	2,801	234
PIAGGIO, APRILIA	6	-	57	-
POLARIS	2	-	16	1
QJ, QJIANG, KEEWAY, LEONE, C	39	-	231	1
QUADRO	2	-	7	-
SANYE FUXIN, MONDIAL, ISILDAI	-	-	6	-
SHANYANG	2	-	24	-
SHINERAY, LANVERTTI, KUDAKI	6	1	67	2
SKYJET	15	-	63	-
SKYTEAM, SACIN, METALCO, SO	-	-	8	-
SKYTEAM, SASIN, CSR, METALCO	13	-	60	1
STANDARD	8	-	11	-
SUZUKI	35	12	235	101
SYM	526	7	3,720	67
TGB	10	-	138	-
TRIUMPH	15	-	90	7
TURBHO	-	-	5	-
WANGYE, SANBEN, UM, MONDIA	15	-	63	-
XGJAO	28	-	229	2
XGJAO, YUAN, SKYJET, KAISAR	2	-	32	2
XINLING, HEROWAY, LEDOW, DO	-	-	15	-
YAMAHA	354	46	3,091	318
YIBEN, MEIDUO, VONROAD, WUBE	4	-	19	-
YINGANG	1	-	48	-
YINGANG, MOTORAN, DAYTONA	4	-	23	-
YINXIANG, KENBO, CHEETA, FEKC	6	-	32	1
ZHONGNENG, ZNEN, daDo, DIRE	4	-	104	4
ZHONGNENG, ZNEN, DIRECT BI	-	-	17	-
ZHONGNENG, ZNEN, daDo, DIREC	14	-	14	-
ZONGSHEN, ZIPSTAR, ZEALSUN	1	-	22	-
ZXMCO, ZHONGXING, BEWHEEL	7	-	20	1
ETC	23	5	106	29
TOTAL	2,862	223	21,190	1,367

Graph 9. Sales of new motorcycles: July 2015



Graph 10. Sales of new motorcycles: January - July 2015



EXPLANATORY NOTES

Survey on the issuing of new road motor vehicle circulation licenses

The survey on the issuing of new motor vehicle circulation licenses is a census survey. The released data give information, at country level, on the brand and type of the motor vehicle, as well as whether it is new or used. The primary data derive from the Ministry of Infrastructure, Transport and Networks and are based on the issuing of new circulation licences. The survey does not include vehicles that move on rails, trolley busses, agricultural tractors and machinery. In addition, the following are excluded: all motor vehicles of the Armed Forces, Police, Fire Brigade, State Services, Diplomatic Corps, Foreign Missions, and Invalids of Wars, as well as motorcycles with a cylinder capacity less than 50 cc.

Legal basis Legislative Decree 3627/56, Law 2392/96, Law 3832/2010

Reference Period July 2015

Coverage The production of monthly data is based on the registers held by the Ministry of Infrastructure, Transport and Networks, which records all the monthly changes observed in the vehicle registration licences at country level.

Definitions **Road motor vehicle** is any vehicle that, irrespective of the number of wheels, is moved by an engine and is designed to transport persons or cargo or both of them, either they are on the same single vehicle or on a trailer carried by the main motor vehicle. **New** road motor vehicle is any motor vehicle that is registered for the first time in Greece during the reference month and has not been put into circulation in any other country. **Used motor** vehicle is any motor vehicle that is registered for the first time in Greece and has been imported as a used one from abroad

Passenger motor vehicle: it is a motor vehicle designed to carry mostly people, having no more than 9 seats, including the driver's seat.

Bus: it is a motor vehicle, which is designed to carry mostly people, having more than 10 seats, including the driver's seat. (In the corresponding tables of this Press Release, this category also includes articulated buses.)

Lorry: it is motor vehicle designed to carry mostly cargo. (In the corresponding tables of this Press Release, this category also includes tractors, tow trucks, articulated tractors, and trucks with trailers).

Motorcycle: any two-wheeled motor vehicle, with or without sidecar, with maximum authorized design speed over 45 km/h, or in case it is powered by a combustion engine, with a cylinder capacity of 50 cc or over (In the corresponding tables of this Press Release, this category also includes the three-wheeled motor vehicles – motor tricycles).

Tricycle motor vehicle: it is a motor vehicle with three symmetrical wheels with maximum authorized design speed over 45 km/h, or in case it is powered by a combustion engine, with a cylinder capacity over the 50 cc. This category also includes four-wheel vehicles, except the light four-wheel motorcycles, whose empty vehicle tare (excluding the weight of the fuel or mixture of fuel-oil or the weight of the batteries for electric cars) is up to 400 kg in the case the vehicle is designed for passenger use or up to 550 kg in case the vehicle is designed to carry cargo and whose engine is up to 15KW.

Methodology Census Survey

References

More information (graphs, tables) concerning the survey on the issuing of new motor vehicle circulation licences are available on the webpage of ELSTAT, www.statistics.gr, under the link "Statistical Themes > Transport > Vehicles > Vehicle > Vehicle Licensing – Vehicle Fleet