

PRESS RELEASE

Issuing of Motor Vehicle Circulation Licences: October 2014

The Hellenic Statistical Authority announces that in October 2014, 9.158 road motor cars (both new and used from abroad) were put into circulation for the first time, recording a 33,7% increase compared with the corresponding month of 2013 when the number of road motor cars was 6.850. In October 2013, a 0,1% increase had been observed in comparison with the corresponding month of 2012 (Table1, Chart1).

The new motorcycles (over 50cc) that were put into circulation for the first time in October 2014 amounted to 2.708, against 2.394 in 2013, thus recording a 13,1% increase. In October 2013, a 19,0% decrease had been observed in comparison with the corresponding month of 2012 (Table 1, Chart1).

During the period January - October 2014, 85.776 road motor cars (both new and used from abroad) were put into circulation for the first time, representing a 29,5% increase compared to the corresponding period of 2013 when the number of road motor cars was 66.216. During the period January - October 2013 a decrease of 1,6% had been observed in comparison with the corresponding period of 2012 (Table2, Charts 2,3).

During the period January - October 2014 the circulation of new motorcycles (over 50cc) amounted to 30.959, against 28.388 in 2013, thus representing a 9,1% increase. A decrease of 9,1% had been observed during the period January -October 2013 in comparison with the corresponding period of 2012 (Table 2, Charts 2,3).

Information:

Division of Statistics on Trade and Services
Section of Transport, Communications and Mass Media

Konstantinos Menexes

Telephor : (0030) 213 1352500

FAX : (0030) 213 1352496

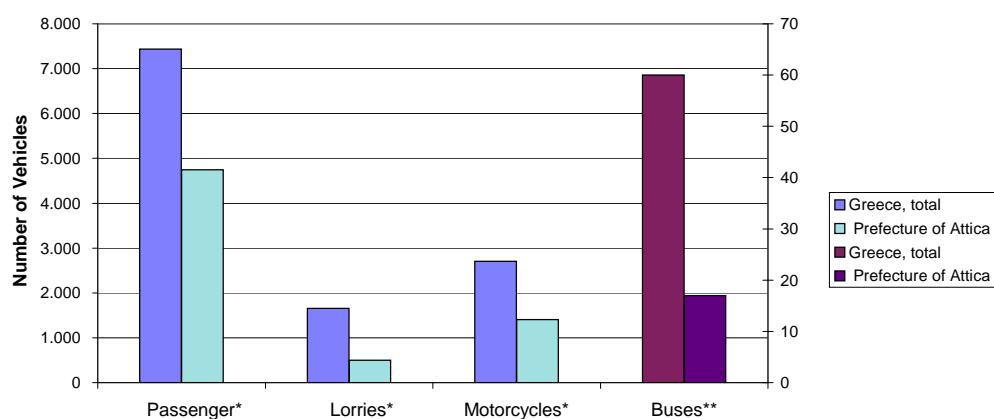
e-mail : k.menexes@statistics.gr

Table 1. Road motor vehicles, both new and used, put into circulation for the first time in Greece:
October 2012 - 2014

Category of Road Motor Vehicles	October						Change (%)			
	2014		2013		2012		2014/2013		2013/2012	
	Total	Used	Total	Used	Total	Used	Total	Used	Total	Used
Greece, total										
Road Motor Vehicles, total	11.866	2.737	9.244	1.637	9.802	1.462	28,4	67,2	-5,7	12,0
1. Road motor cars	9.158	2.599	6.850	1.532	6.846	1.385	33,7	69,6	0,1	10,6
Passenger Cars	7.439	1.439	5.627	657	5.562	461	32,2	119,0	1,2	42,5
Buses	60	55	31	21	20	17	93,5	161,9	55,0	23,5
Lorries	1.659	1.105	1.192	854	1.264	907	39,2	29,4	-5,7	-5,8
2. Motorcycles > 50 cc	2.708	138	2.394	105	2.956	77	13,1	31,4	-19,0	36,4
Prefecture of Attica										
Road Motor Vehicles, total	6.669	773	5.128	394	5.172	284	30,1	96,2	-0,9	38,7
1. Road motor cars	5.265	736	3.900	369	3.692	273	35,0	99,5	5,6	35,2
Passenger Cars	4.746	515	3.627	232	3.444	153	30,9	122,0	5,3	51,6
Buses	17	14	14	9	7	6	21,4	55,6	100,0	50,0
Lorries	502	207	259	128	241	114	93,8	61,7	7,5	12,3
2. Motorcycles > 50 cc	1.404	37	1.228	25	1.480	11	14,3	48,0	-17,0	127,3

Category of Road Motor Vehicles	Average Nov. 2013 - Oct. 2014		Average Nov. 2012 - Oct. 2013		Change (%) Average Nov. 2013 - Oct. 2014 / Average Nov. 2012 - Oct. 2013	
	Total	Used	Total	Used	Total	Used
	Greece, total					
Road Motor Vehicles, total	10.958	2.145	8.957	1.429	22,3	50,1
1. Road motor cars	8.182	2.013	6.387	1.325	28,1	51,9
Passenger Cars	6.780	1.017	5.236	506	29,5	101,0
Buses	64	49	30	23	113,3	113,0
Lorries	1.338	947	1.121	796	19,4	19,0
2. Motorcycles > 50 cc	2.776	132	2.570	104	8,0	26,9

Graph 1. New registrations of motor vehicles: October 2014



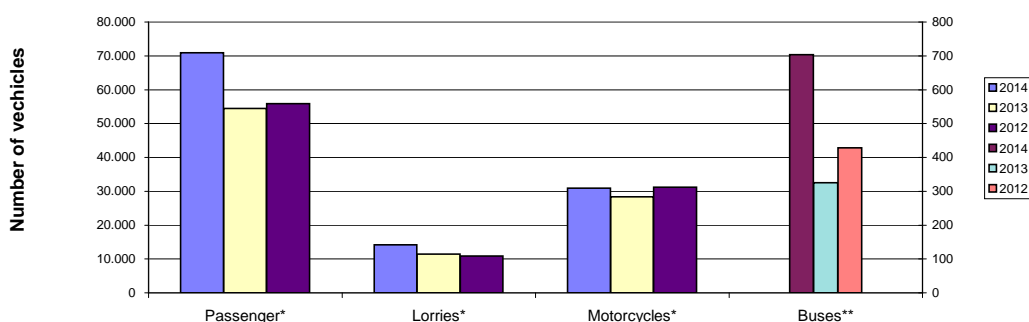
* For Passenger motor vehicles, Lorries and Motorcycles see the left axis scale

** For Buses see the right axis scale

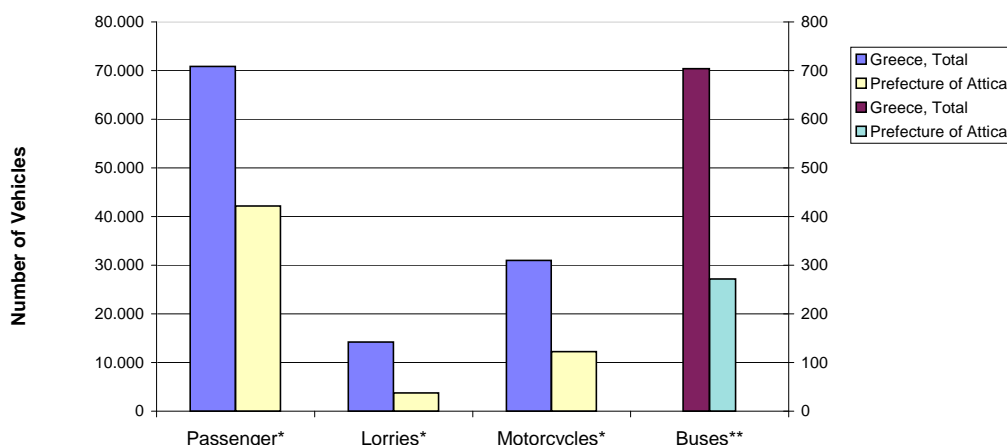
**Table 2. Road motor vehicles, both new and used, put into circulation for the first time in Greece:
Jan. - Oct. 2012 - 2014**

Category of Road Motor Vehicles	January - October						Change (%)			
	2014		2013		2012		2014/2013		2013/2012	
	Total	Used	Total	Used	Total	Used	Total	Used	Total	Used
Greece, total										
Road Motor Vehicles, total	116.735	23.554	94.604	15.237	98.498	14.466	23,4	54,6	-4,0	5,3
1. Road motor cars	85.776	22.064	66.216	14.090	67.265	13.570	29,5	56,6	-1,6	3,8
Passenger Cars	70.882	11.430	54.449	5.503	55.924	5.428	30,2	107,7	-2,6	1,4
Buses	704	546	325	244	428	320	116,6	123,8	-24,1	-23,8
Lorries	14.190	10.088	11.442	8.343	10.913	7.822	24,0	20,9	4,8	6,7
2. Motorcycles > 50 cc	30.959	1.490	28.388	1.147	31.233	896	9,1	29,9	-9,1	28,0
Prefecture of Attica										
Road Motor Vehicles, total	58.414	5.803	47.253	3.165	47.740	2.712	23,6	83,3	-1,0	16,7
1. Road motor cars	46.184	5.555	35.645	2.967	34.484	2.563	29,6	87,2	3,4	15,8
Passenger Cars	42.186	3.671	32.990	1.702	32.364	1.497	27,9	115,7	1,9	13,7
Buses	272	183	111	76	133	92	145,0	140,8	-16,5	-17,4
Lorries	3.726	1.701	2.544	1.189	1.987	974	46,5	43,1	28,0	22,1
2. Motorcycles > 50 cc	12.230	248	11.608	198	13.256	149	5,4	25,3	-12,4	32,9

**Graph 2. New motor vehicle circulation licences: comparative data
January - October 2012, 2013, 2014**



Graph 3. New registrations of motor vehicles: January - October 2014

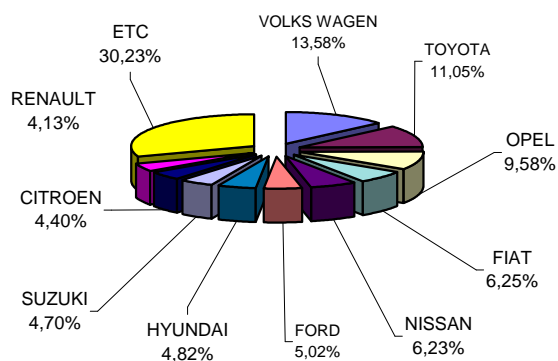


* For Passenger motor vehicles, Lorries and Motorcycles see the left axis scale
** For the Buses see the right axis scale

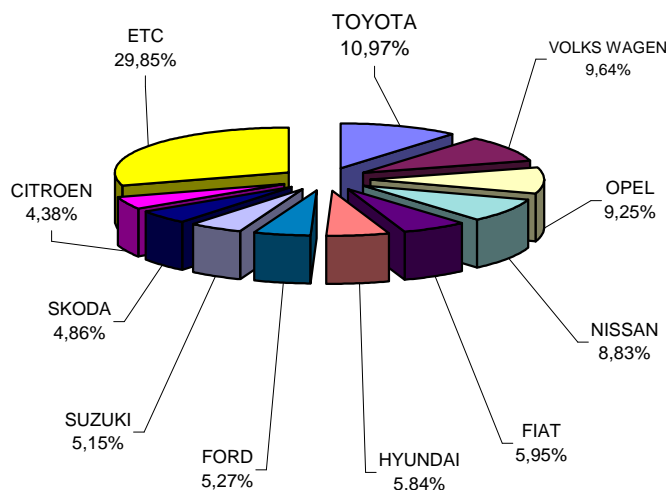
**Table 3. Sales of new and used passenger cars by make:
October and January - October 2014**

Makes	Passenger cars			
	October		Jan. - Oct.	
	new	used	new	used
ALFA ROMEO	64	5	542	52
ASTON MARTIN	-	-	-	2
AUDI	217	35	2.085	289
AUSTIN	-	-	-	1
BENTLEY	-	-	1	-
BMW	184	43	1.832	298
CARAVANS INTERNATIONAL	-	-	1	-
CHANGAN CO	-	-	1	-
CHAUSSON	-	-	-	1
CHEVROLET	-	4	2	47
CHRYSLER	-	-	-	6
CITROEN	264	85	2.603	507
DACIA	27	3	433	11
DAEWOO	-	2	-	4
DAIHATSU	-	5	2	35
DETHLEFFS	-	1	-	20
DODGE	-	-	-	1
FERRARI	-	2	-	2
FIAT	375	127	3.537	905
FIAT DUCATO NIKAS	-	-	1	-
FIAT/CHALLENGER	-	-	-	1
FIAT-IVECO	-	-	-	2
FORD	301	124	3.136	926
GM KOREA (CHEVROLET)	44	2	653	6
HONDA	53	9	510	74
HYUNDAI	289	17	3.470	122
JAGUAR	-	-	2	2
JEEP	5	3	27	16
KIA	124	5	1.075	79
LADA	-	-	-	2
LAMBORGHINI	-	-	-	2
LANCIA	41	10	482	48
LAND ROVER	2	20	22	94
LEXUS	7	3	46	16
LOTUS	-	-	-	1
MASERATI	-	-	1	-
MAZDA	-	7	25	63
MERCEDES	183	74	1.900	694
MERCEDES Z.MANTOS	-	-	43	-
MICRO VETT	-	-	-	1
MINI	114	16	804	100
MITSUBISHI	28	6	243	53
MOBITECNO	-	-	2	-
NISSAN	374	13	5.248	144
OPEL	575	255	5.502	2.179
PEUGEOT	211	60	1.513	475
PORSCHE	1	9	10	46
RENAULT	248	44	2.066	361
SAAB	-	3	-	17
SEA / ELNAGH	-	-	1	1
SEA / MOBILVETT	-	2	-	10
SEAT	117	5	1.832	60
SKODA	238	15	2.890	110
SMART	5	128	121	1.220
SSANGYONG	-	-	-	1
SUBARU	3	1	61	8
SUZUKI	282	49	3.063	354
TALBOT	-	-	-	1
TESLA	-	-	-	1
TOYOTA	663	159	6.524	1.243
VOLKS WAGEN	815	80	5.730	658
VOLVO	146	8	1.410	58
ΣΥΝΟΛΟ	6.000	1.439	59.452	11.430

**Graph 4. Sales of new passenger cars:
October 2014**



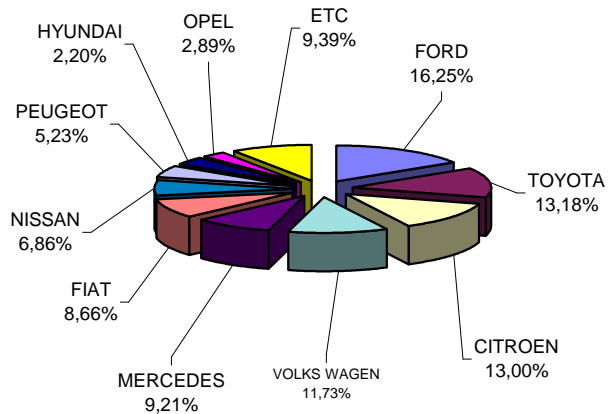
**Graph 5. Sales of new passenger cars: January -
October 2014**



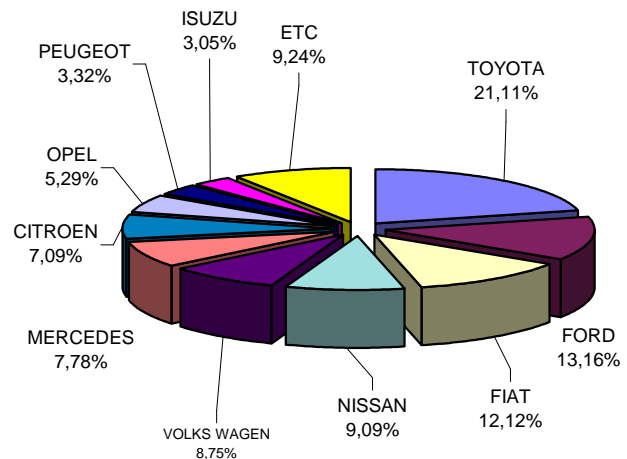
**Table 4. Sales of new and used lorries by make:
October and January - October 2014**

Makes	Lorries			
	October		Jan. - Oct.	
	new	used	new	used
ALBION	-	-	-	1
BMW	-	-	-	1
CHEVROLET	-	-	-	3
CHRYSLER	-	1	-	5
CITROEN	72	17	291	181
DACIA	-	-	-	10
DAF	3	8	46	137
DAIHATSU	-	1	-	9
DODGE	-	2	-	6
EFFEDI	-	-	-	1
FIAT	48	128	497	1.100
FIAT-IVECO	-	4	1	51
FORD	90	152	540	1.060
G.M.C.	-	-	-	1
HYUNDAI	-	6	-	29
ISUZU	15	9	125	106
IVECO	9	12	35	73
IVECO MAGIRUS	-	2	3	17
JEEP	-	-	-	1
KIA	-	1	-	9
LAND ROVER	-	1	-	7
MAHINDRA	3	-	19	1
MAN	-	45	63	383
MAZDA	-	29	5	274
MERCEDES	51	165	319	1.875
MERCEDES KOSKE	-	-	1	-
MERCEDES SMYRL	-	-	1	-
MERCEDES TAËIAF	4	-	4	-
MERCEDES A. KAOU	11	-	11	-
MITSUBISHI	20	69	125	580
MULTICAR	-	-	-	1
NISSAN	38	115	373	871
OAF	-	-	-	2
OPEL	16	84	217	816
PEUGEOT	29	20	136	165
PFAU	-	-	-	2
PIAGGIO	3	3	19	23
RENAULT	-	69	3	540
ROVER	-	-	-	2
SAAB	-	-	-	1
SCANIA	-	16	8	200
SEAT	1	-	15	14
SEDDON	-	-	-	1
SKODA	-	20	-	167
SOVAB	-	-	-	1
STEYER	-	-	-	2
SSANGYONG	-	1	-	1
SUBARU	-	-	-	1
SUZUKI	-	1	-	11
TATA	-	-	1	1
TOYOTA	73	43	866	420
TOYOTA SGOURIS	-	-	2	-
VOLKS WAGEN	65	60	359	612
VOLVO	3	21	17	313
TOTAL	554	1.105	4.102	10.088

**Graph 6. Sales of new lorries:
October 2014**



**Graph 7. Sales of new lorries:
January - October 2014**



**Table 5. Sales of new and used buses by make:
October and January - October 2014**

Makes	Buses			
	October		Jan. - Oct.	
	new	used	new	used
AYATS	-	-	-	1
BOVA	-	4	-	46
D.K.W.	-	-	-	1
DAF	-	-	-	4
EVOBUS	-	-	-	54
FIAT	1	-	2	1
FIAT-IVECO	-	-	-	3
FORD	-	2	-	22
G.AUWARTER	-	1	-	7
HIGER	-	-	1	-
IRISBUS	-	-	2	1
ISUZU	-	-	1	3
IVECO	-	2	1	9
IVECO η IRISBUS	-	-	2	-
KASSBOHRER	-	-	-	8
MAN	-	2	2	38
MAN URBIS DD	-	-	1	-
MAN/NEOPLAN	-	-	5	-
MERCEDES	1	31	22	207
MERCEDES CENTO SERVICE S	-	-	2	-
MERCEDES ERDUMAN	2	-	23	-
MERCEDES GIANNOPOYLOS S.	-	-	5	-
MERCEDES NIKAS	-	-	24	1
MERCEDES PAPADAKIS	-	-	41	1
NEOPLAN	-	3	-	32
OPEL	1	-	20	-
OTOKAR OTOBUS	-	-	-	1
PEUGEOT	-	1	-	1
RENAULT	-	-	-	1
SAAB	-	-	-	1
SCANIA	-	3	1	22
SETRA	-	-	-	43
SIN MARCA	-	1	-	2
TEMSA	-	2	1	12
VAN HOOL	-	-	-	2
VOLKS WAGEN	-	1	-	9
VOLKSWAGEN PAPADAKIS	-	-	2	-
VOLVO	-	2	-	12
XIAMEN KING LONG	-	-	-	1
TOTAL	5	55	158	546

**Graph 8. Sales of new buses:
January - October 2014**

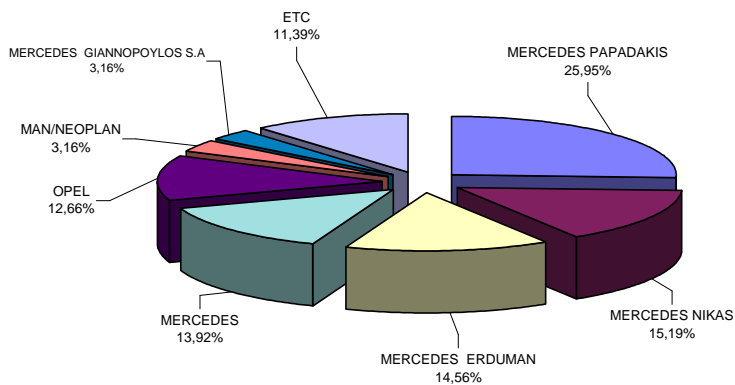
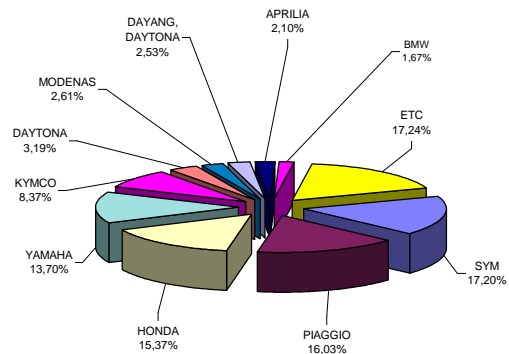


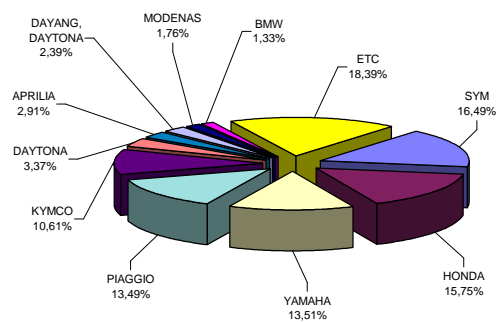
Table 6. Sales of new and used motorcycles by make or manufacturer: October and January - October 2014

Makes	Motorcycles			
	October		Jan. - Oct.	
	new	used	new	used
ACCESS	1	-	29	1
ACCESS, GOES	1	-	13	-
AEON MOTOR	3	-	58	-
APRILIA	54	4	858	78
APRILIA, GILERA	1	1	12	1
APRILIA, PIAGGIO, GILERA	2	-	17	-
ARTIC CAT, MASSE	1	-	12	-
BAOTIAN, SUPERKING, WALTON	-	-	12	2
BASHAN, MONDIAL, PANTHERO,	-	1	18	2
BETA	1	1	12	2
BMW	43	5	391	31
BOMBARDIER INC.	2	-	12	6
BUYANG, MX	2	-	18	-
CARTER	-	-	6	-
CFMOTO, WHITE KNUCKLE, MO	5	-	20	1
CHEETA	2	-	7	-
CHONGQING LIFAN	1	-	7	1
DAELIM	12	-	84	4
DAYANG, DAYTONA	65	2	705	10
DAYTONA	82	2	992	7
DERBI	2	-	62	1
DINLI, EXPLORER, HYTRACK, M	1	-	9	-
DUCATI	10	2	104	11
FEISHEN, MONDIA	-	-	18	-
GEEELY	1	-	5	-
GENERIC, RIDE, EXPLORER, G-RI	-	-	6	-
GILERA	1	-	26	1
GILERA, PIAGGIO	1	1	47	7
HAOJIANG, SENKE, ZONTES, TAY	4	-	32	-
HARLEY DAVIDSON	13	1	95	14
HER CHEE, ADLY	1	-	24	-
HM	1	-	14	8
HONDA	395	30	4,642	275
HSUN, HISUN, APACHI, ICHIBAN, F	-	-	4	1
HUATIAN	-	-	5	-
HUSABERG	1	-	9	1
HUSQVARNA	6	-	43	2
HYOSUNG	-	-	9	1
JIAJUE, JINDING, LANYING, PEDA	1	-	29	-
JIANGSU LINHAI	-	-	4	2
JIANSHI	7	-	60	-
JINLING	-	-	8	2
JLAJI, HUATIAN, FEILING, TUTU, E	10	-	219	2
JOYNER	1	-	28	-
KAISAR	2	-	38	1
KAWASAKI	14	2	154	36
KEEWAY, QJIANG, QJ	1	-	11	1
KENBO	5	-	73	-
KENOS	1	-	23	1
KL	12	-	152	-
KTM	23	1	204	9
KWANG YANG	-	3	1	37
KYMCO	215	10	3,127	100
LIFAN	12	-	106	-
LIFAN, HONLEI, SKYGO, BISAN	40	-	321	-
LINGBEN, HAIZHIM, BINQI	1	-	27	-
LINHAI, KUBA	1	-	28	1
LINTEX, IVA, WK BIKES, SINOCO	-	-	20	-
LML	8	1	90	2
LONCIN, KINLON, DORTON, CCM	5	-	86	1
MALAGUTI SPA	-	1	-	10
MG MOTO	20	-	329	2
MODENAS	67	-	519	4
MOTO GUZZI	2	-	20	2
MV AGUSTA	1	-	18	-
NFM	2	-	12	-
NIPPONIA	2	-	11	-
ODES, LIANGZI	-	-	46	-
PEUGEOT	19	-	317	7
PGO	1	-	9	-
PIAGGIO	412	25	3,975	264
PIAGGIO, APRILIA	4	-	77	2
POLARIS	2	-	16	-
QJ ǎ QJIANG ǎ KEEWAY ǎ LEON	14	-	197	2
QJIANG	1	-	19	-
QUADRO	-	-	6	-
ROYAL ENFIELD	-	-	5	1
SANYE FUXIN	3	-	8	-
SHANYANG	2	-	29	5
SHINERAY	9	-	92	1
SHINERAY, KUDAKI, Lanverti	-	-	6	-
SKYJET	10	1	125	1
SKYTEAM, SASIN, CSR, METALKO	11	-	86	-
SOKON	2	-	11	-
SUZUKI	13	4	182	119
SYM	442	4	4,860	42
TGB	4	1	75	2
TIANMA, FASPIDE	-	-	4	1
TRIUMPH	16	-	161	3
TURBHO	-	-	5	-
WANGYE, SANBEN, UM, MONDI	8	1	64	1
XGJAO	38	-	348	4
XGJAO, YUAN, SKYJET, KAISAR	5	-	75	1
XINGYUE, QSTRONG, CELIK, GS	-	-	14	-
XINLING, HEROWAY, LEDOW	-	-	17	-
YAMAHA	352	31	3,981	318
YIBEN, MEIDUO, VONROAD, WUBI	2	-	23	1
YINGANG	7	-	22	-
YINXIANG	2	-	46	1
YINXIANG, KENBO, CHEETA	3	-	49	-
YUAN, CELIK, RAMZEY, CASA, T	-	-	13	1
ZHENSHENG	-	-	5	-
ZHONGNENG, ASYA, ZNEN, daD	11	2	153	5
ZONGSHEN, ZIPSTAR, ZEALSUN	4	-	75	1
ETC	5	1	118	26
TOTAL	2,570	138	29,469	1,490

Graph 9. Sales of new motorcycles: October 2014



Graph 10. Sales of new motorcycles: January - October 2014



EXPLANATORY NOTES

Survey on the issuing of new road motor vehicle circulation licenses

The survey on the issuing of new motor vehicle circulation licenses is a census survey. The released data give information, at country level, on the brand and type of the motor vehicle, as well as whether it is new or used. The primary data derive from the Ministry of Infrastructure, Transport and Networks and are based on the issuing of new circulation licences. The survey does not include vehicles that move on rails, trolley busses, agricultural tractors and machinery. In addition, the following are excluded: all motor vehicles of the Armed Forces, Police, Fire Brigade, State Services, Diplomatic Corps, Foreign Missions, and Invalids of Wars, as well as motorcycles with a cylinder capacity less than 50 cc.

Legal basis Legislative Decree 3627/56, Law 2392/96, Law 3832/2010

Reference Period October 2014

Coverage The production of monthly data is based on the registers held by the Ministry of Infrastructure, Transport and Networks, which records all the monthly changes observed in the vehicle registration licences at country level.

Definitions **Road motor vehicle** is any vehicle that, irrespective of the number of wheels, is moved by an engine and is designed to transport persons or cargo or both of them, either they are on the same single vehicle or on a trailer carried by the main motor vehicle. **New** road motor vehicle is any motor vehicle that is registered for the first time in Greece during the reference month and has not been put into circulation in any other country. **Used motor** vehicle is any motor vehicle that is registered for the first time in Greece and has been imported as a used one from abroad

Passenger motor vehicle: it is a motor vehicle designed to carry mostly people, having no more than 9 seats, including the driver's seat.

Bus: it is a motor vehicle, which is designed to carry mostly people, having more than 10 seats, including the driver's seat. (In the corresponding tables of this Press Release, this category also includes articulated buses.)

Lorry: it is motor vehicle designed to carry mostly cargo. (In the corresponding tables of this Press Release, this category also includes tractors, tow trucks, articulated tractors, and trucks with trailers).

Motorcycle: any two-wheeled motor vehicle, with or without sidecar, with maximum authorized design speed over 45 km/h, or in case it is powered by a combustion engine, with a cylinder capacity of 50 cc or over (In the corresponding tables of this Press Release, this category also includes the three-wheeled motor vehicles – motor tricycles).

Tricycle motor vehicle: it is a motor vehicle with three symmetrical wheels with maximum authorized design speed over 45 km/h, or in case it is powered by a combustion engine, with a cylinder capacity over the 50 cc. This category also includes four-wheel vehicles, except the light four-wheel motorcycles, whose empty vehicle tare (excluding the weight of the fuel or mixture of fuel-oil or the weight of the batteries for electric cars) is up to 400 kg in the case the vehicle is designed for passenger use or up to 550 kg in case the vehicle is designed to carry cargo and whose engine is up to 15KW.

Methodology Census Survey

References

More information (graphs, tables) concerning the survey on the issuing of new motor vehicle circulation licences are available on the webpage of ELSTAT, www.statistics.gr, under the link "Statistical Themes > Transport > Vehicles > Vehicle > Vehicle Licensing – Vehicle Fleet