

Piraeus, 9 - 9 - 2014

PRESS RELEASE

Issuing of Motor Vehicle Circulation Licences: August 2014

The Hellenic Statistical Authority announces that in August 2014, 5.862 road motor cars (both new and used from abroad) were put into circulation for the first time, recording a 20,8% increase compared with the corresponding month of 2013 when the number of road motor cars was 4.854. In August 2013, a 6,5% decrease had been observed in comparison with the corresponding month of 2012 (Table1, Chart1).

The new motorcycles (over 50cc) that were put into circulation for the first time in August 2014 amounted to 2.790, against 2.676 in 2013, thus recording a 4,3% increase. In August 2013, a 19,8% decrease had been observed in comparison with the corresponding month of 2012 (Table 1, Chart1).

During the period January - August 2014, 68.888 road motor cars (both new and used from abroad) were put into circulation for the first time, representing a 27,5% increase compared to the corresponding period of 2013 when the number of road motor cars was 54.010. During the period January - August 2013 a decrease of 3,0% had been observed in comparison with the corresponding period of 2012 (Table2, Charts 2,3).

During the period January - August 2014 the circulation of new motorcycles (over 50cc) amounted to 24.821, against 23.165 in 2013, thus representing a 7,1% increase. A decrease of 8,9% had been observed during the period January - August 2013 in comparison with the corresponding period of 2012 (Table 2, Charts 2,3).

Information:

Division of Statistics on Trade and Services
Section of Transport, Communications and Mass Media

Konstantinos Menexes

Telephor : (0030) 213 1352500

FAX : (0030) 213 1352496

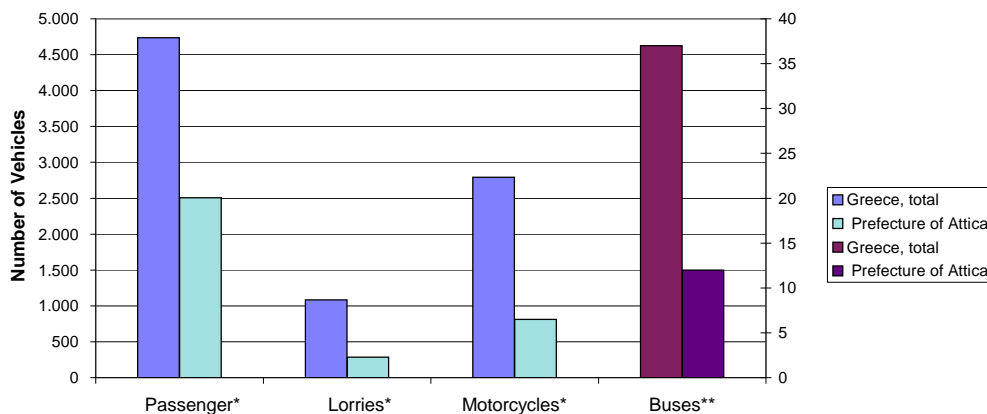
e-mail : k.menexes@statistics.gr

**Table 1. Road motor vehicles, both new and used, put into circulation for the first time in Greece:
August 2012 - 2014**

Category of Road Motor Vehicles	August						Change (%)			
	2014		2013		2012		2014/2013		2013/2012	
	Total	Used	Total	Used	Total	Used	Total	Used	Total	Used
Greece, total										
Road Motor Vehicles, total	8.652	2.010	7.530	1.309	8.527	1.172	14,9	53,6	-11,7	11,7
1. Road motor cars	5.862	1.846	4.854	1.209	5.189	1.078	20,8	52,7	-6,5	12,2
Passenger Cars	4.739	1.068	3.851	482	4.268	396	23,1	121,6	-9,8	21,7
Buses	37	31	33	29	21	15	12,1	6,9	57,1	93,3
Lorries	1.086	747	970	698	900	667	12,0	7,0	7,8	4,6
2. Motorcycles > 50 cc	2.790	164	2.676	100	3.338	94	4,3	64,0	-19,8	6,4
Prefecture of Attica										
Road Motor Vehicles, total	3.614	422	3.137	269	3.590	190	15,2	56,9	-12,6	41,6
1. Road motor cars	2.803	397	2.347	256	2.509	180	19,4	55,1	-6,5	42,2
Passenger Cars	2.507	276	2.118	136	2.360	96	18,4	102,9	-10,3	41,7
Buses	12	10	18	18	3	3	-33,3	-44,4	500,0	500,0
Lorries	284	111	211	102	146	81	34,6	8,8	44,5	25,9
2. Motorcycles > 50 cc	811	25	790	13	1.081	10	2,7	92,3	-26,9	30,0

Category of Road Motor Vehicles	Change (%)					
	Average Sep. 2013 - Aug. 2014		Average Sep. 2012 - Aug. 2013		Average Sep. 2013 - Aug. 2014 / Average Sep. 2012 - Aug. 2013	
	Total	Used	Total	Used	Total	Used
Greece, total						
Road Motor Vehicles, total	10.492	1.956	8.955	1.391	17,2	40,6
1. Road motor cars	7.792	1.832	6.335	1.294	23,0	41,6
Passenger Cars	6.462	886	5.189	479	24,5	85,0
Buses	56	41	29	22	93,1	86,4
Lorries	1.274	905	1.117	793	14,1	14,1
2. Motorcycles > 50 cc	2.700	124	2.620	97	3,1	27,8

Graph 1. New registrations of motor vehicles: August 2014



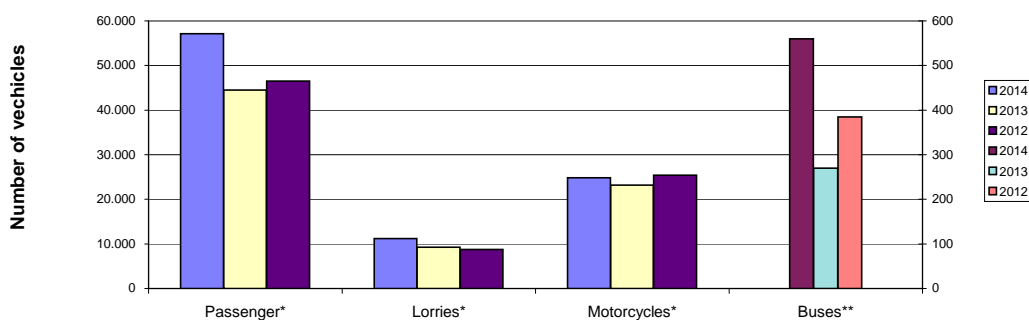
* For Passenger motor vehicles, Lorries and Motorcycles see the left axis scale

** For Buses see the right axis scale

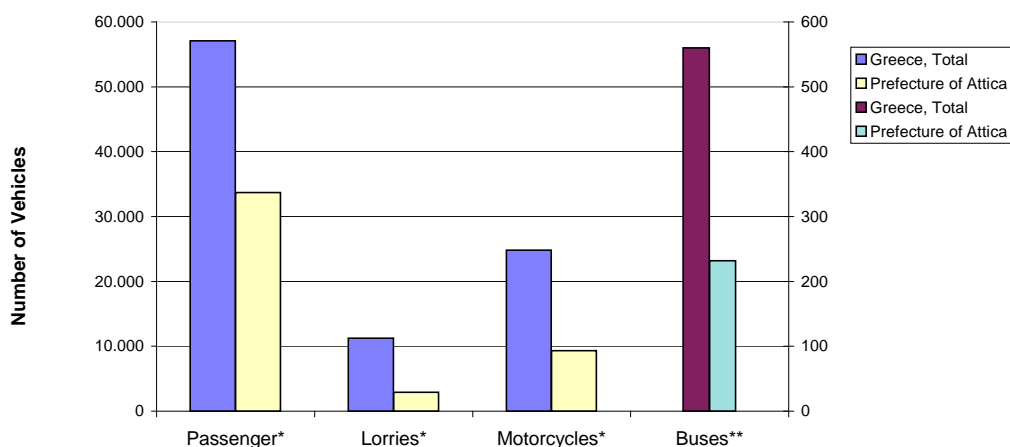
**Table 2. Road motor vehicles, both new and used, put into circulation for the first time in Greece:
Jan. - Aug. 2012 - 2014**

Category of Road Motor Vehicles	January - August						Change (%)			
	2014		2013		2012		2014/2013		2013/2012	
	Total	Used	Total	Used	Total	Used	Total	Used	Total	Used
Greece, total										
Road Motor Vehicles, total	93.709	18.283	77.175	12.232	81.096	11.910	21,4	49,5	-4,8	2,7
1. Road motor cars	68.888	17.109	54.010	11.298	55.678	11.144	27,5	51,4	-3,0	1,4
Passenger Cars	57.102	8.687	44.487	4.327	46.525	4.584	28,4	100,8	-4,4	-5,6
Buses	560	411	270	204	385	284	107,4	101,5	-29,9	-28,2
Lorries	11.226	8.011	9.253	6.767	8.768	6.276	21,3	18,4	5,5	7,8
2. Motorcycles > 50 cc	24.821	1.174	23.165	934	25.418	766	7,1	25,7	-8,9	21,9
Prefecture of Attica										
Road Motor Vehicles, total	46.193	4.373	37.934	2.479	38.684	2.212	21,8	76,4	-1,9	12,1
1. Road motor cars	36.854	4.193	28.832	2.323	28.338	2.086	27,8	80,5	1,7	11,4
Passenger Cars	33.710	2.705	26.710	1.311	26.624	1.227	26,2	106,3	0,3	6,8
Buses	232	149	90	62	120	83	157,8	140,3	-25,0	-25,3
Lorries	2.912	1.339	2.032	950	1.594	776	43,3	40,9	27,5	22,4
2. Motorcycles > 50 cc	9.339	180	9.102	156	10.346	126	2,6	15,4	-12,0	23,8

**Graph 2. New motor vehicle circulation licences: comparative data
January - August 2012, 2013, 2014**



Graph 3. New registrations of motor vehicles: January - August 2014

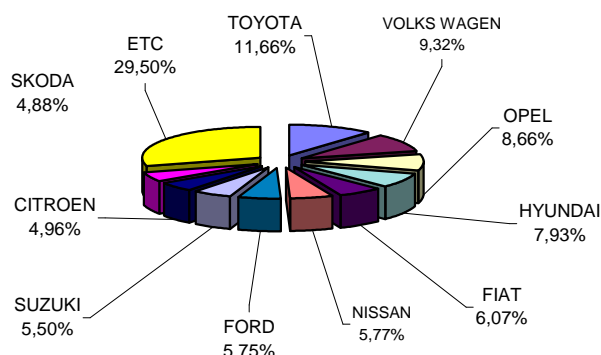


* For Passenger motor vehicles, Lorries and Motorcycles see the left axis scale
** For the Buses see the right axis scale

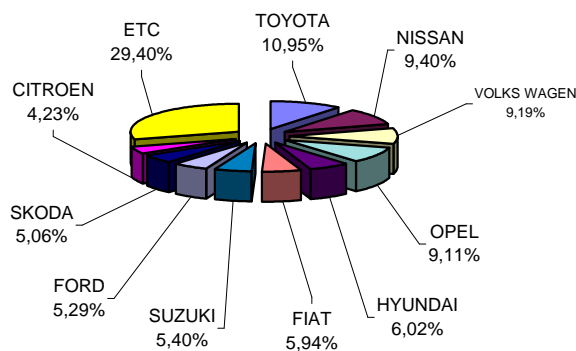
**Table 3. Sales of new and used passenger cars by make:
August and January - August 2014**

Makes	Passenger cars			
	August		Jan. - Aug.	
	new	used	new	used
ALFA ROMEO	47	7	424	39
ASTON MARTIN	-	-	-	2
AUDI	148	28	1.700	226
AUSTIN	-	-	-	1
BENTLEY	-	-	1	-
BMW	113	31	1.448	219
CARAVANS INTERNATIONALA	-	-	1	-
CHANGAN CO	-	-	1	-
CHAUSSON	-	-	-	1
CHEVROLET	-	2	2	39
CHRYSLER	-	-	-	6
CITROEN	182	55	2.048	362
DACIA	39	1	380	8
DAIHATSU	-	4	2	26
DETHLEFFS	-	3	-	17
FIAT	223	82	2.878	675
FIAT DUCATO NIKAS	-	-	1	-
FIAT/CHALLENGER	-	-	-	1
FIAT-IVECO	-	-	-	2
FORD	211	96	2.560	700
GM KOREA (CHEVROLET)	9	-	578	3
HONDA	24	6	428	55
HYUNDAI	291	16	2.917	92
JAGUAR	-	-	2	2
JEEP	3	1	20	11
KIA	96	9	877	63
LADA	-	2	-	2
LAMBORGHINI	-	-	-	2
LANCIA	22	3	414	30
LAND ROVER	1	10	19	69
LEXUS	7	2	34	13
MASERATI	1	-	1	-
MAZDA	-	4	25	49
MERCEDES	146	70	1.529	564
MERCEDES Z.MANTOS	-	-	24	-
MICRO VETT	-	1	-	1
MINI	63	12	555	73
MITSUBISHI	18	5	194	38
MOBITECNO	-	-	2	-
NISSAN	212	14	4.553	107
OPEL	318	204	4.411	1.691
PEUGEOT	92	45	1.133	348
PORSCHE	-	2	9	30
RENAULT	103	27	1.593	273
SAAB	-	-	-	13
SEA / ELNAGH	-	-	1	1
SEA / MOBILVETT	-	-	-	5
SEAT	45	7	1.560	50
SKODA	179	14	2.449	81
SMART	5	90	107	972
SSANGYONG	-	-	-	1
SUBARU	3	1	56	5
SUZUKI	202	28	2.614	262
TALBOT	-	-	-	1
TESLA	-	-	-	1
TOYOTA	428	122	5.301	913
VOLKS WAGEN	342	62	4.448	499
VOLVO	98	2	1.115	43
TOTAL	3.671	1.068	48.415	8.687

**Graph 4. Sales of new passenger cars:
August 2014**



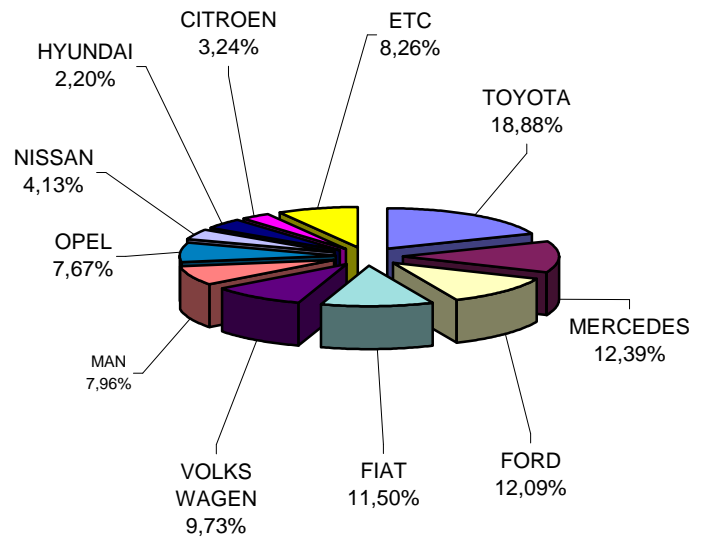
**Graph 5. Sales of new passenger cars:
January - August 2014**



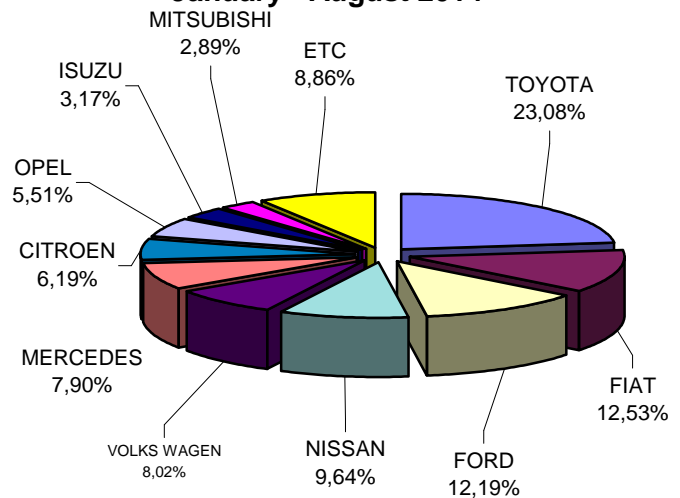
**Table 4. Sales of new and used lorries by make:
August and January - August 2014**

Makes	Lorries			
	August		Jan. - Aug.	
	new	used	new	used
ALBION	-	-	-	1
BMW	-	-	-	1
CHEVROLET	-	-	-	3
CHRYSLER	-	-	-	3
CITROEN	11	17	199	137
DACIA	-	-	-	9
DAF	5	12	39	117
DAIHATSU	-	-	-	8
DODGE	-	-	-	4
EFFEDI	-	-	-	1
FIAT	39	89	403	863
FIAT-IVECO	-	2	1	43
FORD	41	80	392	789
G.M.C.	-	-	-	1
HYUNDAI	-	3	-	22
ISUZU	4	9	102	85
IVECO	2	6	21	56
IVECO MAGIRUS	-	1	3	13
KIA	-	-	-	7
LAND ROVER	-	2	-	6
MAHINDRA	-	-	15	1
MAN	27	26	60	322
MAZDA	-	20	5	207
MERCEDES	42	139	254	1.553
MITSUBISHI	11	45	93	461
MULTICAR	-	-	-	1
NISSAN	14	69	310	656
OAF	-	-	-	2
OPEL	26	48	177	652
PEUGEOT	14	15	88	126
PFAU	-	-	-	2
PIAGGIO	2	2	14	19
RENAULT	1	40	3	423
ROVER	-	-	-	2
SCANIA	1	20	6	166
SEAT	-	2	14	12
SEDDON	-	-	-	1
SKODA	-	9	-	134
SOVAB	-	-	-	1
STEYER	-	-	-	2
SUBARU	-	-	-	1
SUZUKI	-	1	-	7
TATA	-	-	1	-
TOYOTA	64	26	742	347
TOYOTA SGOURIS	-	-	2	-
VOLKS WAGEN	33	40	258	483
VOLVO	2	24	13	261
TOTAL	339	747	3.215	8.011

**Graph 6. Sales of new lorries:
August 2014**



**Graph 7. Sales of new lorries:
January - August 2014**



**Table 5. Sales of new and used buses by make:
August and January - August 2014**

Makes	Buses			
	August		Jan. - Aug.	
	new	used	new	used
AYATS	-	-	-	1
BOVA	-	1	-	41
D.K.W.	-	-	-	1
DAF	-	1	-	4
EVOBUS	-	6	-	50
FIAT	-	1	1	1
FIAT-IVECO	-	-	-	3
FORD	-	2	-	18
G.AUWARTER	-	-	-	6
IRISBUS	-	-	2	1
ISUZU	-	1	1	3
IVECO	-	1	1	7
IVECO η IRISBUS	1	-	2	-
KASSBOHRER	-	-	-	6
MAN	-	1	2	30
MAN URBIS DD	-	-	1	-
MAN/NEOPLAN	-	-	5	-
MERCEDES	-	10	20	133
MERCEDES CENTO SERVICE SRL	-	-	2	-
MERCEDES ERDUMAN	2	-	20	-
MERCEDES GIANNOPOYLOS S.A	-	-	5	-
MERCEDES NIKAS	-	-	24	1
MERCEDES PAPADAKIS	1	-	40	1
NEOPLAN	-	2	-	26
OPEL	2	-	19	-
OTOKAR OTOBUS	-	-	-	1
RENAULT	-	-	-	1
SAAB	-	-	-	1
SCANIA	-	-	1	18
SETRA	-	2	-	35
SIN MARCA	-	-	-	1
TEMSA	-	1	1	8
VAN HOOL	-	-	-	2
VOLKS WAGEN	-	-	-	1
VOLKSWAGEN PAPADAKIS	-	-	2	-
VOLVO	-	2	-	9
XIAMEN KING LONG	-	-	-	1
TOTAL	6	31	149	411

**Graph 8. Sales of new buses:
January - August 2014**

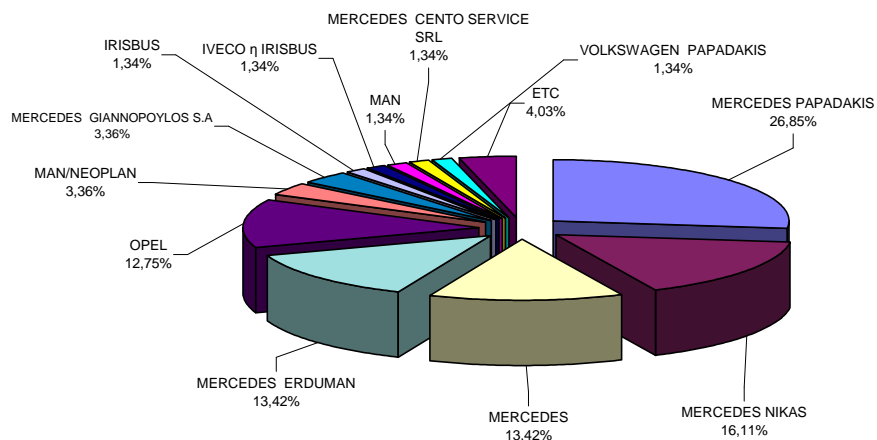
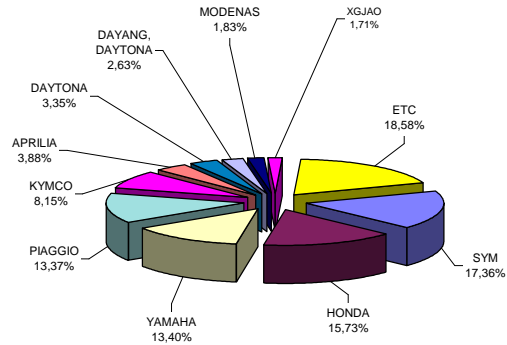


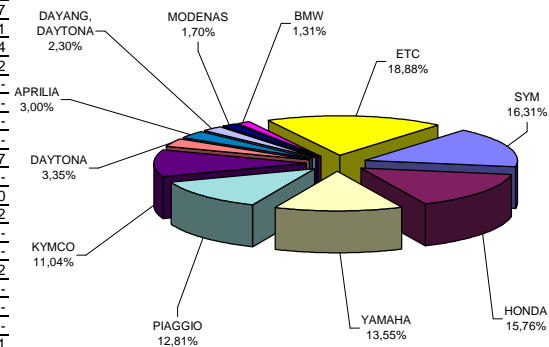
Table 6. Sales of new and used motorcycles by make or manufacturer: August and January - August 2014

Makes	Motorcycles			
	August		Jan. - Aug.	
	new	used	new	used
ACCESS	4	-	24	1
ACCESS, GOES	1	-	11	-
AEON MOTOR	7	-	52	-
APRILIA	102	7	710	63
APRILIA, PIAGGIO, GILERA	1	-	11	-
APRILIA, GILERA	-	-	9	-
ARTIC CAT	1	-	10	-
BAOTIAN, SUPERKING, WALTON	1	1	10	2
BASHAN, MONDIAL,PANTHERQ,	2	-	18	1
BETA	-	-	10	-
BMW	29	3	309	24
BOMBARDIER INC.	1	-	10	5
BUYANG, MX	1	-	16	-
CARTER	-	-	6	-
CF MOTO, MONDIAL, CSR, TG	1	1	12	1
CHONGQING LIFAN	-	-	6	-
DAELIM	8	1	60	4
DAYANG, DAYTONA	69	-	543	7
DAYTONA	88	-	791	4
DERBI	6	-	55	1
DINLI, EXPLORER, HYTRACK, MA	1	-	8	-
DUCATI	6	4	81	9
FEISHEN, MONDIA	7	-	17	-
GILERA	2	-	23	1
GILERA, PIAGGIO	1	1	45	6
HAOJIANG,SENKE,ZONTES,TAY	1	-	26	-
HARLEY DAVIDSON	6	2	78	12
HER CHEE, ADLY	6	-	21	-
HM	-	-	13	7
HONDA	413	31	3,727	212
HUSABERG	-	-	8	1
HUSQVARNA	1	-	32	2
HYOSUNG	1	-	9	1
JIAJUE,JINDING,LANYING,PEDA,	3	-	30	-
JIANGSU LINHAI	-	-	4	2
JIANSHE	4	-	49	-
JINLING	-	-	7	2
JLAJI,HUATIAN,FEILING,TUTU,EF	29	-	182	1
JOYNER	6	-	27	-
KAISAR	9	-	31	1
KAWASAKI	12	2	130	32
KEEWAY,QJIANG,QJ	-	1	9	1
KENBO	6	-	65	-
KENOS	2	-	21	1
KL	14	-	126	-
KTM	9	-	163	8
KWANG YANG	-	6	-	32
KYMCO	214	6	2,610	75
LIFAN	13	-	84	-
LIFAN,HONLEI,SKYGO,BISAN-LIF	34	-	247	-
LINGBEN, BINQI, HAIZHIM	3	-	24	-
LINHAI	3	-	18	-
LINHAI, KUBA	4	-	8	-
LINTEX, IVA, WK BIKES, SINOCO	5	-	19	-
LML	4	-	70	1
LONCIN, KINLON,	3	-	26	-
LONCIN, KINLON, DORTON, CCM	-	-	32	-
LONCIN, X-GEAR,	-	-	12	-
MALAGUTTI SPA	-	1	-	7
MG MOTO	30	-	268	1
MODENAS	48	-	402	4
MOTO GUZZI	1	-	15	2
MV AGUSTA	1	-	15	-
NFM	-	-	9	-
NIPPONIA	-	-	9	-
ODES, LIANGZI	-	-	44	-
PEUGEOT	20	1	276	7
PGO	1	-	7	-
PIAGGIO	351	37	3,029	210
PIAGGIO,APRILIA	6	1	65	2
POLARIS	1	-	14	-
QJ, QJIANG, GENERIC, MTR, RID	1	-	10	-
QJ, QJIANG, KEEWAY, LEONE	11	-	164	2
QJIANG	1	-	17	-
QUADRO	-	-	6	-
SHANYANG	4	-	25	-
SHINERAY	10	-	74	1
SHINERAY, KUDAKI, LANVERTTI	-	-	6	-
SKYJET	23	-	95	-
SKYTEAM,SASIN, CSR,METALKC	11	-	64	-
SOKON	-	-	7	-
SUZUKI	20	8	145	94
SYM	456	5	3,858	29
TGB	1	-	70	1
TRIUMPH	17	1	129	2
WANGYE,SANBEN,UM,MONDIAL	6	-	44	-
XGJAO	45	-	265	2
XGJAO, YUAN, SKYJET, KAISAR	4	-	63	1
XINGYUE, QSTRONG,CELIK, GSI	1	-	8	-
XINLING, HEROWAY, LEDOW	2	-	17	-
YAMAHA	352	40	3,204	252
YIBEN,MEIDUO,VONROAD,WUBE	6	1	18	1
YINGANG	8	-	8	-
YINXIANG	1	-	44	1
YINXIANG, KENBO, CHEETA	5	-	41	-
YUAN	1	-	10	1
ZHONGNENG, ASYA	2	-	5	1
ZHONGNENG, ZNEN, daDo, DIRE	18	-	116	2
ZONGSHEN	2	-	14	-
ZONGSHEN, ZIPSTAR, ZEALSUN	2	-	53	1
ETC	13	3	159	30
TOTAL	2,626	164	23,647	1,174

Graph 9. Sales of new motorcycles: August 2014



Graph 10. Sales of new motorcycles: January - August 2014



EXPLANATORY NOTES

Survey on the issuing of new road motor vehicle circulation licenses

The survey on the issuing of new motor vehicle circulation licenses is a census survey. The released data give information, at country level, on the brand and type of the motor vehicle, as well as whether it is new or used. The primary data derive from the Ministry of Infrastructure, Transport and Networks and are based on the issuing of new circulation licences. The survey does not include vehicles that move on rails, trolley busses, agricultural tractors and machinery. In addition, the following are excluded: all motor vehicles of the Armed Forces, Police, Fire Brigade, State Services, Diplomatic Corps, Foreign Missions, and Invalids of Wars, as well as motorcycles with a cylinder capacity less than 50 cc.

Legal basis Legislative Decree 3627/56, Law 2392/96, Law 3832/2010

Reference Period August 2014

Coverage The production of monthly data is based on the registers held by the Ministry of Infrastructure, Transport and Networks, which records all the monthly changes observed in the vehicle registration licences at country level.

Definitions **Road motor vehicle** is any vehicle that, irrespective of the number of wheels, is moved by an engine and is designed to transport persons or cargo or both of them, either they are on the same single vehicle or on a trailer carried by the main motor vehicle. **New** road motor vehicle is any motor vehicle that is registered for the first time in Greece during the reference month and has not been put into circulation in any other country. **Used motor** vehicle is any motor vehicle that is registered for the first time in Greece and has been imported as a used one from abroad

Passenger motor vehicle: it is a motor vehicle designed to carry mostly people, having no more than 9 seats, including the driver's seat.

Bus: it is a motor vehicle, which is designed to carry mostly people, having more than 10 seats, including the driver's seat. (In the corresponding tables of this Press Release, this category also includes articulated buses.)

Lorry: it is motor vehicle designed to carry mostly cargo. (In the corresponding tables of this Press Release, this category also includes tractors, tow trucks, articulated tractors, and trucks with trailers).

Motorcycle: any two-wheeled motor vehicle, with or without sidecar, with maximum authorized design speed over 45 km/h, or in case it is powered by a combustion engine, with a cylinder capacity of 50 cc or over (In the corresponding tables of this Press Release, this category also includes the three-wheeled motor vehicles – motor tricycles).

Tricycle motor vehicle: it is a motor vehicle with three symmetrical wheels with maximum authorized design speed over 45 km/h, or in case it is powered by a combustion engine, with a cylinder capacity over the 50 cc. This category also includes four-wheel vehicles, except the light four-wheel motorcycles, whose empty vehicle tare (excluding the weight of the fuel or mixture of fuel-oil or the weight of the batteries for electric cars) is up to 400 kg in the case the vehicle is designed for passenger use or up to 550 kg in case the vehicle is designed to carry cargo and whose engine is up to 15KW.

Methodology Census Survey

References

More information (graphs, tables) concerning the survey on the issuing of new motor vehicle circulation licences are available on the webpage of ELSTAT, www.statistics.gr, under the link "Statistical Themes > Transport > Vehicles > Vehicle > Vehicle Licensing – Vehicle Fleet