

## **PRESS RELEASE**

### **Issuing of Motor Vehicle Circulation Licences: March 2014**

The Hellenic Statistical Authority announces that in March 2014, 7.989 road motor cars (both new and used from abroad) were put into circulation for the first time, recording a 33,1% increase compared with the corresponding month of 2013 when the number of road motor cars was 6.004. In March 2012, an 8,4% decrease had been observed in comparison with the corresponding month of 2012 (Table1, Chart1).

The new motorcycles (over 50cc) that were put into circulation for the first time in March 2014 amounted to 1.916, against 1.875 in 2013, thus recording a 2,2% increase. In March 2013, a 19,6% decrease had been observed in comparison with the corresponding month of 2012 (Table 1, Chart1).

During the period January - March 2014, 23.754 road motor cars (both new and used from abroad) were put into circulation for the first time, representing a 22,3% increase compared to the corresponding period of 2013 when the number of road motor cars was 19.416. During the period January - March 2013 a decrease of 16,6% had been observed in comparison with the corresponding period of 2012 (Table2, Charts 2,3).

During the period January - March 2014 the circulation of new motorcycles (over 50cc) amounted to 5.681, against 5.415 in 2013, thus representing a 4,9% increase. A decrease of 5,2% had been observed during the period January - March 2013 in comparison with the corresponding period of 2012 (Table 2, Charts 2,3).

Information:

Division of Statistics on Trade and Services  
Section of Transport, Communications and Mass Media

Konstantinos Menexes

Telephor : (0030) 213 1352500

FAX : (0030) 213 1352496

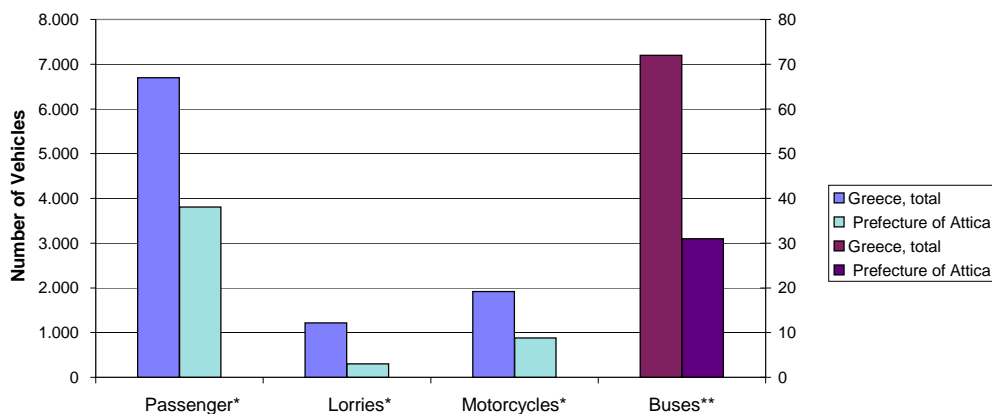
e-mail : menexesk@statistics.gr

**Table 1. Road motor vehicles, both new and used, put into circulation for the first time in Greece:  
March 2012 - 2014**

Category of Road Motor Vehicles	March						Change (%)			
	2014		2013		2012		2014/2013		2013/2012	
	Total	Used	Total	Used	Total	Used	Total	Used	Total	Used
<b>Greece, total</b>										
<b>Road Motor Vehicles, total</b>	<b>9.905</b>	<b>1.869</b>	<b>7.879</b>	<b>1.353</b>	<b>8.889</b>	<b>1.386</b>	<b>25,7</b>	<b>38,1</b>	<b>-11,4</b>	<b>-2,4</b>
<b>1. Road motor cars</b>	<b>7.989</b>	<b>1.772</b>	<b>6.004</b>	<b>1.274</b>	<b>6.556</b>	<b>1.322</b>	<b>33,1</b>	<b>39,1</b>	<b>-8,4</b>	<b>-3,6</b>
Passenger Cars	6.699	834	4.955	467	5.378	480	35,2	78,6	-7,9	-2,7
Buses	72	68	32	31	51	38	125,0	119,4	-37,3	-18,4
Lorries	1.218	870	1.017	776	1.127	804	19,8	12,1	-9,8	-3,5
<b>2. Motorcycles &gt; 50 cc</b>	<b>1.916</b>	<b>97</b>	<b>1.875</b>	<b>79</b>	<b>2.333</b>	<b>64</b>	<b>2,2</b>	<b>22,8</b>	<b>-19,6</b>	<b>23,4</b>
<b>Prefecture of Attica</b>										
<b>Road Motor Vehicles, total</b>	<b>5.017</b>	<b>443</b>	<b>4.369</b>	<b>285</b>	<b>4.728</b>	<b>282</b>	<b>14,8</b>	<b>55,4</b>	<b>-7,6</b>	<b>1,1</b>
<b>1. Road motor cars</b>	<b>4.140</b>	<b>428</b>	<b>3.474</b>	<b>271</b>	<b>3.590</b>	<b>262</b>	<b>19,2</b>	<b>57,9</b>	<b>-3,2</b>	<b>3,4</b>
Passenger Cars	3.806	251	3.253	151	3.392	160	17,0	66,2	-4,1	-5,6
Buses	31	29	6	6	13	9	416,7	383,3	-53,8	-33,3
Lorries	303	148	215	114	185	93	40,9	29,8	16,2	22,6
<b>2. Motorcycles &gt; 50 cc</b>	<b>877</b>	<b>15</b>	<b>895</b>	<b>14</b>	<b>1.138</b>	<b>20</b>	<b>-2,0</b>	<b>7,1</b>	<b>-21,4</b>	<b>-30,0</b>

Category of Road Motor Vehicles	Average Apr. 2013 - Mar. 2014		Average Apr. 2012 - Mar. 2013		Change (%) Average Apr. 2013 - Mar. 2014 / Average Apr. 2012 - Mar. 2013	
	Total	Used	Total	Used	Total	Used
	<b>Greece, total</b>					
<b>Road Motor Vehicles, total</b>	<b>9.498</b>	<b>1.595</b>	<b>8.933</b>	<b>1.317</b>	<b>6,3</b>	<b>21,1</b>
<b>1. Road motor cars</b>	<b>6.914</b>	<b>1.491</b>	<b>6.150</b>	<b>1.230</b>	<b>12,4</b>	<b>21,2</b>
Passenger Cars	5.702	625	5.053	444	<b>12,8</b>	<b>40,8</b>
Buses	41	32	33	26	<b>24,2</b>	<b>23,1</b>
Lorries	1.171	834	1.064	760	<b>10,1</b>	<b>9,7</b>
<b>2. Motorcycles &gt; 50 cc</b>	<b>2.584</b>	<b>104</b>	<b>2.783</b>	<b>87</b>	<b>-7,2</b>	<b>19,5</b>

**Graph 1. New registrations of motor vehicles: March 2014**



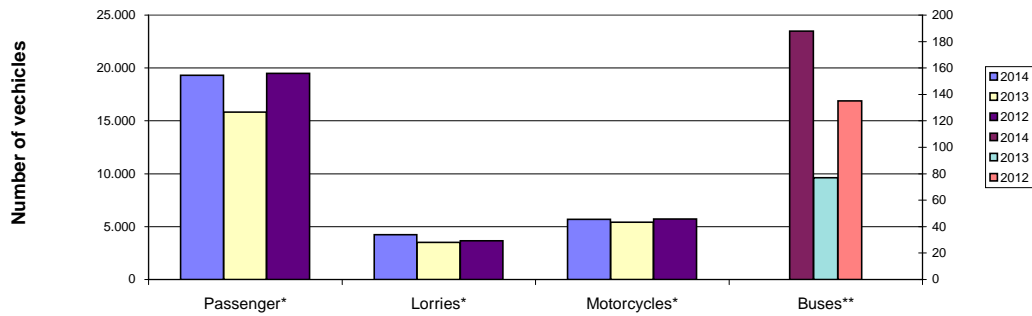
\* For Passenger motor vehicles, Lorries and Motorcycles see the left axis scale

\*\* For Buses see the right axis scale

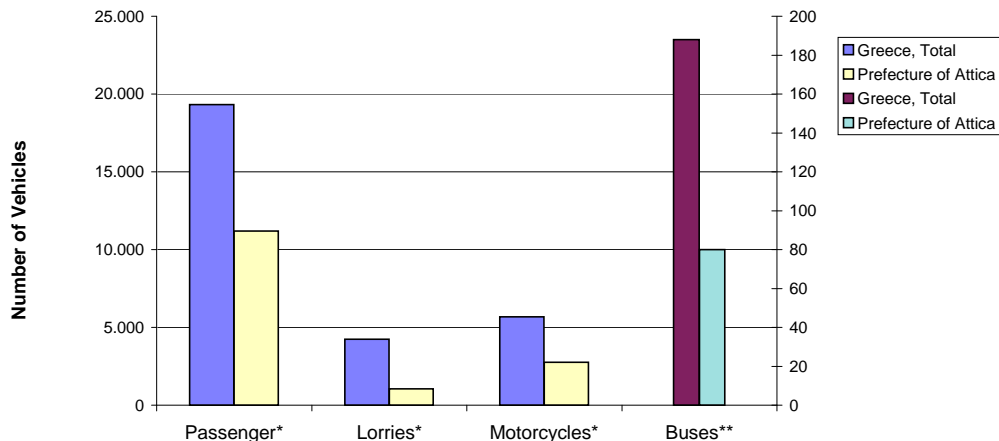
**Table 2. Road motor vehicles, both new and used, put into circulation for the first time in Greece:  
Jan. - Mar. 2012 - 2014**

Category of Road Motor Vehicles	January - March						Change (%)			
	2014		2013		2012		2014/2013		2013/2012	
	Total	Used	Total	Used	Total	Used	Total	Used	Total	Used
<b>Greece, total</b>										
<b>Road Motor Vehicles, total</b>	<b>29.435</b>	<b>6.431</b>	<b>24.831</b>	<b>4.719</b>	<b>29.004</b>	<b>5.292</b>	<b>18,5</b>	<b>36,3</b>	<b>-14,4</b>	<b>-10,8</b>
<b>1. Road motor cars</b>	<b>23.754</b>	<b>6.183</b>	<b>19.416</b>	<b>4.469</b>	<b>23.292</b>	<b>5.085</b>	<b>22,3</b>	<b>38,4</b>	<b>-16,6</b>	<b>-12,1</b>
Passenger Cars	19.322	2.930	15.833	1.703	19.501	2.381	22,0	72,0	-18,8	-28,5
Buses	188	156	77	66	135	99	144,2	136,4	-43,0	-33,3
Lorries	4.244	3.097	3.506	2.700	3.656	2.605	21,0	14,7	-4,1	3,6
<b>2. Motorcycles &gt; 50 cc</b>	<b>5.681</b>	<b>248</b>	<b>5.415</b>	<b>250</b>	<b>5.712</b>	<b>207</b>	<b>4,9</b>	<b>-0,8</b>	<b>-5,2</b>	<b>20,8</b>
<b>Prefecture of Attica</b>										
<b>Road Motor Vehicles, total</b>	<b>15.083</b>	<b>1.489</b>	<b>12.927</b>	<b>913</b>	<b>14.130</b>	<b>993</b>	<b>16,7</b>	<b>63,1</b>	<b>-8,5</b>	<b>-8,1</b>
<b>1. Road motor cars</b>	<b>12.321</b>	<b>1.450</b>	<b>10.203</b>	<b>862</b>	<b>11.192</b>	<b>938</b>	<b>20,8</b>	<b>68,2</b>	<b>-8,8</b>	<b>-8,1</b>
Passenger Cars	11.195	896	9.489	480	10.573	611	18,0	86,7	-10,3	-21,4
Buses	80	60	17	11	41	26	370,6	445,5	-58,5	-57,7
Lorries	1.046	494	697	371	578	301	50,1	33,2	20,6	23,3
<b>2. Motorcycles &gt; 50 cc</b>	<b>2.762</b>	<b>39</b>	<b>2.724</b>	<b>51</b>	<b>2.938</b>	<b>55</b>	<b>1,4</b>	<b>-23,5</b>	<b>-7,3</b>	<b>-7,3</b>

**Graph 2. New motor vehicle circulation licences: comparative data  
January - March 2012, 2013, 2014**



**Graph 3. New registrations of motor vehicles: January - March 2014**



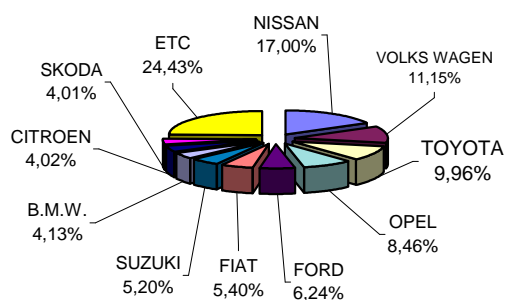
\* For Passenger motor vehicles, Lorries and Motorcycles see the left axis scale

\*\* For the Buses see the right axis scale

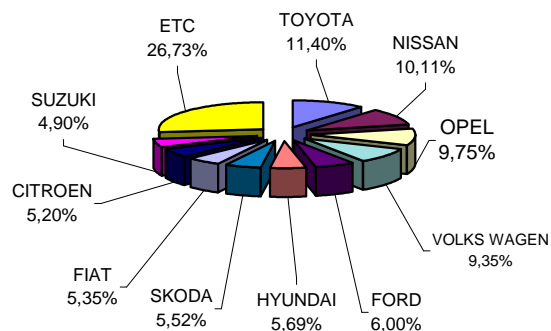
**Table 3. Sales of new and used passenger cars by make:  
March and January - March 2014**

Makes	Passenger cars			
	March		Jan. - Mar.	
	new	used	new	used
ALFA ROMEO	56	-	152	12
AUDI	167	27	609	87
B.M.W.	242	25	508	72
CHANGAN CO	-	-	1	-
CHEVROLET	1	1	2	9
CHRYSLER	-	-	-	3
CITROEN	236	36	853	116
DACIA	22	1	85	3
DAEWOO	-	-	-	1
DAIHATSU	-	4	2	12
DETHLEFFS H POS	-	2	-	5
FIAT	317	55	877	220
FIAT DUCATO NIKAS	-	-	1	-
FIAT/CHALLENGER	-	-	-	1
FORD	366	61	983	235
GM KOREA (CHEVROLET)	40	1	180	1
HONDA	61	8	161	24
HYUNDAI	147	10	932	25
JAGUAR	-	1	1	2
JEEP	3	-	7	3
KIA	52	3	228	18
LAMBORGHINI	-	-	-	1
LANCIA	55	2	143	10
LAND ROVER	1	8	7	20
MAZDA	-	7	20	20
MERCEDES	222	46	524	192
MERCEDES Z.MANTOS	14	-	18	-
MINI	67	10	161	24
MITSUBISHI	21	2	75	6
MOBITECNO	-	-	1	-
NISSAN	997	4	1.658	26
OPEL	496	164	1.598	577
PEUGEOT	60	39	144	120
PORSCHE	-	5	1	12
RENAULT	145	25	499	88
SAAB	-	1	-	7
SEA / ELNAGH	-	1	1	1
SEA / MOBILVETT	-	-	-	1
SEAT	117	4	363	16
SKODA	235	7	905	25
SMART	16	110	52	384
SUBARU	2	-	36	2
SUZUKI	305	24	804	90
TESLA MOTORS IN	-	-	-	1
TOYOTA	584	102	1.868	298
VOLKS WAGEN	654	34	1.533	145
VOLVO	164	4	399	15
<b>TOTAL</b>	<b>5.865</b>	<b>834</b>	<b>16.392</b>	<b>2.930</b>

**Graph 4. Sales of new passenger cars:  
March 2014**



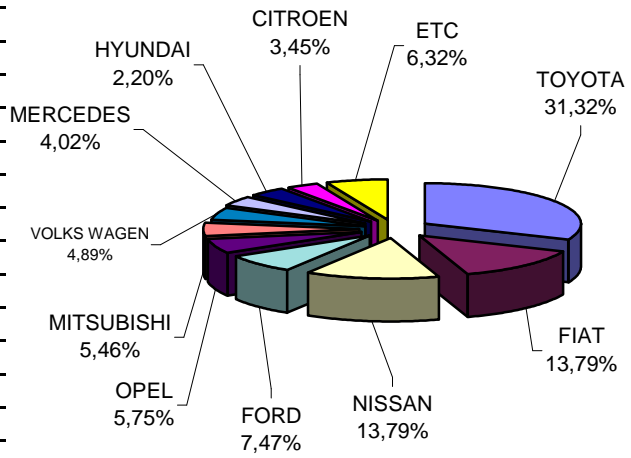
**Graph 5. Sales of new passenger cars:  
January - March 2014**



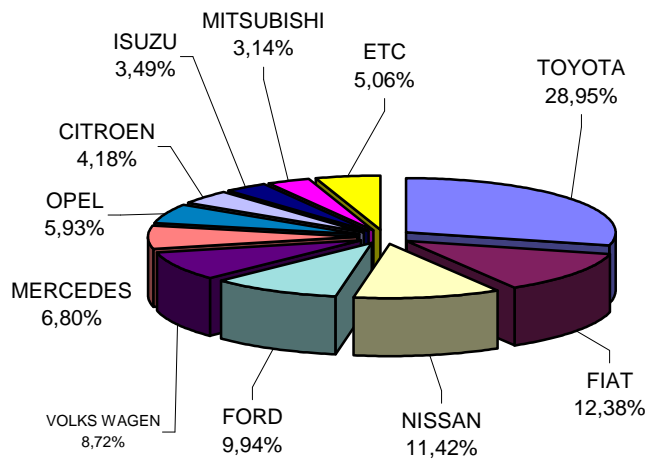
**Table 4. Sales of new and used lorries by make:  
March and January - March 2014**

Makes	Lorries			
	March		Jan. - Mar.	
	new	used	new	used
CHEVROLET	-	1	-	2
CHRYSLER	-	1	-	1
CITROEN	12	12	48	50
DACIA	-	1	-	4
DAF	4	12	8	43
DAIHATSU	-	1	-	3
DODGE	-	1	-	2
FIAT	48	101	142	317
FIAT-IVECO	-	3	-	10
FORD	26	90	114	303
G.M.C.	-	-	-	1
HYUNDAI	-	1	-	7
ISUZU	13	5	40	31
IVECO	-	10	4	19
IVECO MAGIRUS	-	-	-	4
KIA	-	-	-	3
MAHINDRA	4	-	6	-
MAN	6	31	13	120
MAZDA	-	29	1	92
MERCEDES	14	171	78	581
MITSUBISHI	19	40	36	177
NISSAN	48	65	131	280
OAF	-	-	-	1
OPEL	20	84	68	285
PEUGEOT	2	13	6	44
PFAU	-	-	-	1
PIAGGIO	1	1	6	2
RENAULT	-	47	1	159
ROVER	-	-	-	1
SCANIA	-	19	2	57
SEAT	3	1	6	2
SKODA	-	13	-	64
SOVAB	-	-	-	1
STEYER	-	-	-	2
SUZUKI	-	-	-	2
TOYOTA	109	34	332	132
TOYOTA SGOURIS	-	-	2	-
VOLKS WAGEN	17	56	100	201
VOLVO	2	27	3	93
<b>TOTAL</b>	<b>348</b>	<b>870</b>	<b>1.147</b>	<b>3.097</b>

**Graph 6. Sales of new lorries:  
March 2014**



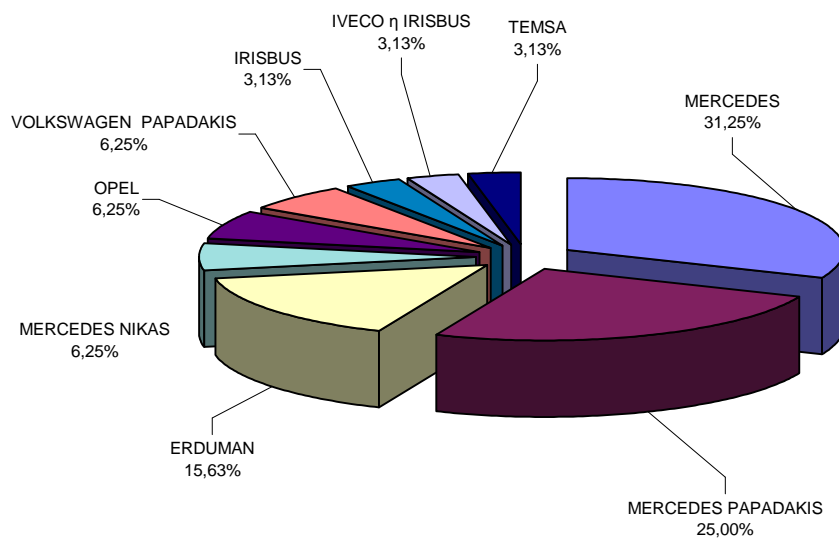
**Graph 7. Sales of new lorries:  
January - March 2014**



**Table 5. Sales of new and used buses by make:  
March and January - March 2014**

Makes	Buses			
	March		Jan. - Mar.	
	new	used	new	used
AYATS	-	-	-	1
BOVA	-	7	-	15
D.K.W.	-	-	-	1
DAF	-	1	-	2
ERDUMAN	1	-	5	-
EVOBUS	-	14	-	20
FORD	-	-	-	3
G.AUWARTER	-	4	-	6
IRISBUS	-	-	1	1
ISUZU	-	1	-	2
IVECO SPA	-	3	-	4
IVECO η IRISBUS	1	-	1	-
KASSBOHRER	-	1	-	1
MAN	-	4	-	16
MERCEDES	-	19	10	50
MERCEDES NIKAS	-	-	2	-
MERCEDES PAPADAKIS	1	-	8	-
NEOPLAN	-	3	-	8
OPEL	1	-	2	-
OTOKAR OTOBUS	-	-	-	1
SCANIA	-	3	-	6
SETRA	-	4	-	13
SIN MARCA	-	-	-	1
TEMSA	-	-	1	-
VAN HOOL	-	1	-	2
VOLKSWAGEN PAPADAKIS	-	-	2	-
VOLVO	-	3	-	3
<b>TOTAL</b>	<b>4</b>	<b>68</b>	<b>32</b>	<b>156</b>

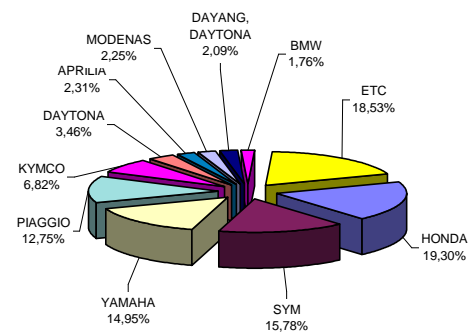
**Graph 8. Sales of new buses:  
January - March 2014**



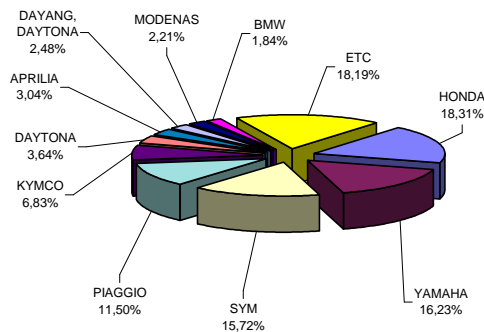
**Table 6. Sales of new and used motorcycles by make or manufacturer:  
March and January - March 2014**

Makes	Motorcycles			
	March		Jan. - Mar.	
	new	used	new	used
ACCESS	2	-	4	-
AEON MOTOR	-	-	3	-
APRILIA	42	3	165	15
ARTIC CAT	3	-	5	-
BAOTIAN, SUPERKI	-	1	2	1
BETA	1	-	5	-
BMW	32	2	100	5
BOMBARDIER INC.	2	2	3	5
BUYANG	1	-	1	-
CANBO	1	-	1	-
CFMOTO, CSR, TG	2	-	2	-
CHONGQING HUANS	1	-	1	-
DAELIM	4	-	18	1
DAYANG, DAYTONA	38	2	135	3
DAYTONA	63	1	198	2
DERBI	5	-	15	1
DUCATI	8	-	18	1
FEISHEN, MONDIA	1	-	5	-
GENERIC,RIDE,EX	-	-	3	-
GILERA	4	-	8	-
GILERA, PIAGGIO	5	-	20	-
HAOJIANG,SENKE	1	-	3	-
HARLEY DAVIDSON	3	-	18	5
HER CHEE, ADLY	4	-	5	-
HM	3	-	9	6
HONDA	351	17	995	39
HUSABERG	2	-	7	-
HUSQVARNA	4	-	16	-
HYOSUNG	1	-	2	-
JIAJI,HUATIAN,F	10	-	29	-
JIALING, JAXIN	1	-	1	-
JIANSHE	11	-	18	-
JINLING	2	1	3	1
KAISAR	2	-	4	1
KAWASAKI	13	1	29	3
KENBO	3	-	18	-
KENOS	5	-	7	-
KL	14	-	41	-
KTM	26	1	68	1
KWANG YANG	-	-	-	6
KYMCO	124	5	371	10
LIFAN	5	-	20	-
LIFAN, HONLEI	21	-	26	-
LIFAN, HONLEI, SK	-	-	6	-
LINGBEN, HAIZHIM	-	-	4	-
LINHAI	1	-	2	-
LINTEX, IVA, WK B	-	-	4	-
LML	8	-	22	-
LONCIN, KINLON	2	-	5	-
LONCIN, X-GEAR,	1	-	4	-
LONGJIA,RENBO,P	1	-	3	-
LX	1	-	1	-
MALAGUTI SPA	-	2	-	3
MG MOTO	26	-	76	1
MODENAS	41	1	120	1
MOTO GUZZI	1	-	5	-
MV AGUSTA	-	-	5	-
NIPPONIA	-	-	3	-
ODES, LIANGZI	1	-	1	-
PEUGEOT	17	-	56	-
PIAGGIO	232	14	625	45
PIAGGIO, APRILIA	7	-	20	-
POLARIS	1	-	2	-
QINGQI, PIONEE	1	-	1	-
QJ, QJIANG, KEEWA	9	-	20	-
QUADRO	1	-	4	-
RAMZEY	2	-	2	-
SHANYANG	3	-	9	-
SHINERAY	6	-	22	-
SHINERAY, KUDAK	1	-	1	-
SKYJET	3	-	20	-
SKYTEAM, SACINHM	1	-	11	-
SOKON	1	-	2	-
SUZUKI	16	11	42	25
SYM	287	3	854	5
TRIUMPH	11	-	29	-
TURBHO	3	-	3	-
XGJAO	21	-	51	-
XGJAO, YUAN , S	4	-	23	1
XINGYUE, QSTRON	2	-	3	-
XINLING, LEDOW, D	1	-	4	-
XMOTOS	1	-	1	-
YAMAHA	272	25	882	49
YIBEN, MEIDUO,VO	1	-	1	-
YINXIANG	1	-	2	-
YINXIANG, CHEETA	2	-	3	-
YINXIANG, KENBO	-	-	8	-
YUAN	1	-	2	-
ZHONGNENG, ASYA	2	-	3	-
ZHONGNENG, ZNEN	3	1	10	1
ZONGSHEN, ZIPSTA	2	-	5	-
ETC	-	4	49	11
<b>ΣYNOAO</b>	<b>1.819</b>	<b>97</b>	<b>5.433</b>	<b>248</b>

**Graph 9. Sales of new motorcycles: March 2014**



**Graph 10. Sales of new motorcycles: January - March 2014**



## EXPLANATORY NOTES

### Survey on the issuing of new road motor vehicle circulation licenses

The survey on the issuing of new motor vehicle circulation licenses is a census survey. The released data give information, at country level, on the brand and type of the motor vehicle, as well as whether it is new or used. The primary data derive from the Ministry of Infrastructure, Transport and Networks and are based on the issuing of new circulation licences. The survey does not include vehicles that move on rails, trolley busses, agricultural tractors and machinery. In addition, the following are excluded: all motor vehicles of the Armed Forces, Police, Fire Brigade, State Services, Diplomatic Corps, Foreign Missions, and Invalids of Wars, as well as motorcycles with a cylinder capacity less than 50 cc.

**Legal basis** Legislative Decree 3627/56, Law 2392/96, Law 3832/2010

**Reference Period** March 2014

**Coverage** The production of monthly data is based on the registers held by the Ministry of Infrastructure, Transport and Networks, which records all the monthly changes observed in the vehicle registration licences at country level.

**Definitions** **Road motor vehicle** is any vehicle that, irrespective of the number of wheels, is moved by an engine and is designed to transport persons or cargo or both of them, either they are on the same single vehicle or on a trailer carried by the main motor vehicle. **New** road motor vehicle is any motor vehicle that is registered for the first time in Greece during the reference month and has not been put into circulation in any other country. **Used motor** vehicle is any motor vehicle that is registered for the first time in Greece and has been imported as a used one from abroad

**Passenger motor vehicle:** it is a motor vehicle designed to carry mostly people, having no more than 9 seats, including the driver's seat.

**Bus:** it is a motor vehicle, which is designed to carry mostly people, having more than 10 seats, including the driver's seat. (In the corresponding tables of this Press Release, this category also includes articulated buses.)

**Lorry:** it is motor vehicle designed to carry mostly cargo. (In the corresponding tables of this Press Release, this category also includes tractors, tow trucks, articulated tractors, and trucks with trailers).

**Motorcycle:** any two-wheeled motor vehicle, with or without sidecar, with maximum authorized design speed over 45 km/h, or in case it is powered by a combustion engine, with a cylinder capacity of 50 cc or over (In the corresponding tables of this Press Release, this category also includes the three-wheeled motor vehicles – motor tricycles).

**Tricycle motor vehicle:** it is a motor vehicle with three symmetrical wheels with maximum authorized design speed over 45 km/h, or in case it is powered by a combustion engine, with a cylinder capacity over the 50 cc. This category also includes four-wheel vehicles, except the light four-wheel motorcycles, whose empty vehicle tare (excluding the weight of the fuel or mixture of fuel-oil or the weight of the batteries for electric cars) is up to 400 kg in the case the vehicle is designed for passenger use or up to 550 kg in case the vehicle is designed to carry cargo and whose engine is up to 15KW.

**Methodology** Census Survey

### References

More information (graphs, tables) concerning the survey on the issuing of new motor vehicle circulation licences are available on the webpage of ELSTAT, [www.statistics.gr](http://www.statistics.gr), under the link "Statistical Themes > Transport > Vehicles > Vehicle > Vehicle Licensing – Vehicle Fleet