

PRESS RELEASE

Issuing of Motor Vehicle Circulation Licences: February 2014

The Hellenic Statistical Authority announces that in February 2014, 6.644 road motor cars (both new and used from abroad) were put into circulation for the first time, recording a 16,6% increase compared with the corresponding month of 2013 when the number of road motor cars was 5.699. In February 2012, a 6,7% increase had been observed in comparison with the corresponding month of 2012 (Table1, Chart1).

The new motorcycles (over 50cc) that were put into circulation for the first time in February 2014 amounted to 1.697, against 1.631 in 2013, thus recording a 4,0% increase. In February 2013, a 30,2% increase had been observed in comparison with the corresponding month of 2012 (Table 1, Chart1).

During the period January - February 2014, 15.765 road motor cars (both new and used from abroad) were put into circulation for the first time, representing a 17,4% increase compared to the corresponding period of 2013 when the number of road motor cars was 13.426. During the period January - February 2013 a decrease of 19,8% had been observed in comparison with the corresponding period of 2012 (Table2, Charts 2,3).

During the period January - February 2014 the circulation of new motorcycles (over 50cc) amounted to 3.765, against 3.543 in 2013, thus representing a 6,3% increase. A increase of 4,9% had been observed during the period January - February 2013 in comparison with the corresponding period of 2012 (Table 2, Charts 2,3).

Information:

Division of Statistics on Trade and Services
Section of Transport, Communications and Mass Media

Konstantinos Menexes

Telephor : (0030) 213 1352500

FAX : (0030) 213 1352496

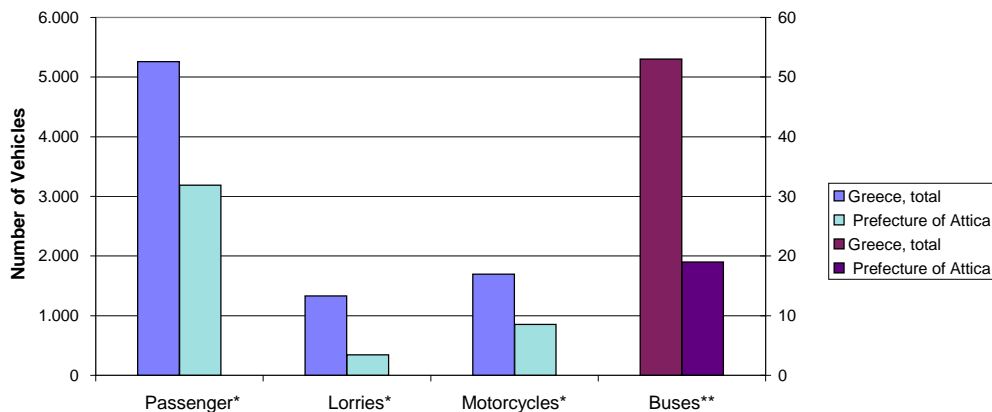
e-mail : menexesk@statistics.gr

**Table 1. Road motor vehicles, both new and used, put into circulation for the first time in Greece:
February 2012 - 2014**

| Category of Road Motor Vehicles | February | | | | | | Change (%) | | | |
|-----------------------------------|--------------|--------------|--------------|--------------|--------------|--------------|-------------|--------------|-------------|-------------|
| | 2014 | | 2013 | | 2012 | | 2014/2013 | | 2013/2012 | |
| | Total | Used | Total | Used | Total | Used | Total | Used | Total | Used |
| Greece, total | | | | | | | | | | |
| Road Motor Vehicles, total | 8.341 | 1.982 | 7.330 | 1.374 | 6.594 | 1.275 | 13,8 | 44,3 | 11,2 | 7,8 |
| 1. Road motor cars | 6.644 | 1.909 | 5.699 | 1.304 | 5.341 | 1.224 | 16,6 | 46,4 | 6,7 | 6,5 |
| Passenger Cars | 5.260 | 902 | 4.591 | 464 | 4.292 | 475 | 14,6 | 94,4 | 7,0 | -2,3 |
| Buses | 53 | 44 | 23 | 21 | 32 | 29 | 130,4 | 109,5 | -28,1 | -27,6 |
| Lorries | 1.331 | 963 | 1.085 | 819 | 1.017 | 720 | 22,7 | 17,6 | 6,7 | 13,8 |
| 2. Motorcycles > 50 cc | 1.697 | 73 | 1.631 | 70 | 1.253 | 51 | 4,0 | 4,3 | 30,2 | 37,3 |
| Prefecture of Attica | | | | | | | | | | |
| Road Motor Vehicles, total | 4.405 | 490 | 3.751 | 263 | 3.394 | 280 | 17,4 | 86,3 | 10,5 | -6,1 |
| 1. Road motor cars | 3.551 | 480 | 2.919 | 245 | 2.743 | 268 | 21,7 | 95,9 | 6,4 | -8,6 |
| Passenger Cars | 3.190 | 292 | 2.694 | 150 | 2.545 | 158 | 18,4 | 94,7 | 5,9 | -5,1 |
| Buses | 19 | 16 | 4 | 4 | 9 | 6 | 375,0 | 300,0 | -55,6 | -33,3 |
| Lorries | 342 | 172 | 221 | 91 | 189 | 104 | 54,8 | 89,0 | 16,9 | -12,5 |
| 2. Motorcycles > 50 cc | 854 | 10 | 832 | 18 | 651 | 12 | 2,6 | -44,4 | 27,8 | 50,0 |

| Category of Road Motor Vehicles | Average Mar. 2013 - Feb. 2014 | | Average Mar. 2012 - Feb. 2013 | | Change (%) Average Mar. 2013 - Feb. 2014 / Average Mar. 2012 - Feb. 2013 | |
|-----------------------------------|-------------------------------|--------------|-------------------------------|--------------|--|-------------|
| | Total | Used | Total | Used | Total | Used |
| | Greece, total | | | | | |
| Road Motor Vehicles, total | 9.329 | 1.551 | 9.018 | 1.320 | 3,4 | 17,5 |
| 1. Road motor cars | 6.748 | 1.449 | 6.197 | 1.235 | 8,9 | 17,3 |
| Passenger Cars | 5.556 | 594 | 5.089 | 445 | 9,2 | 33,5 |
| Buses | 38 | 29 | 35 | 27 | 8,6 | 7,4 |
| Lorries | 1.154 | 826 | 1.073 | 763 | 7,5 | 8,3 |
| 2. Motorcycles > 50 cc | 2.581 | 102 | 2.821 | 85 | -8,5 | 20,0 |

Graph 1. New registrations of motor vehicles: February 2014



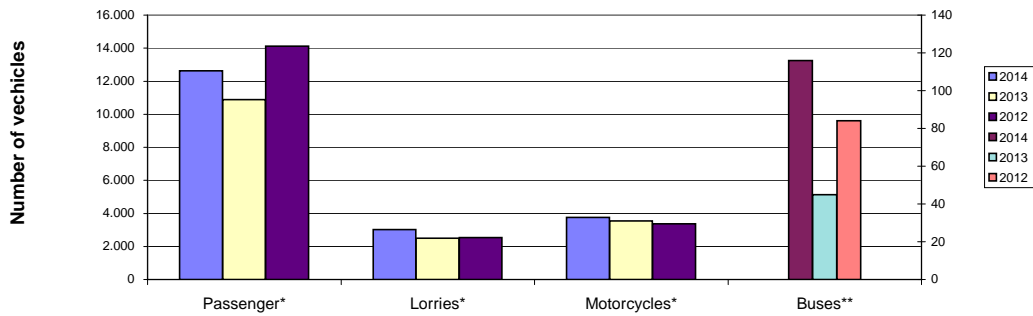
* For Passenger motor vehicles, Lorries and Motorcycles see the left axis scale

** For Buses see the right axis scale

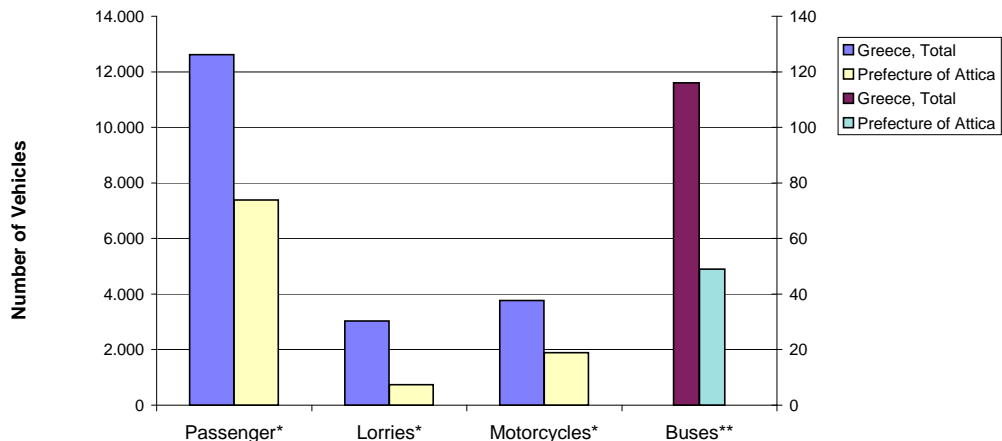
**Table 2. Road motor vehicles, both new and used, put into circulation for the first time in Greece:
Jan. - Feb. 2012 - 2014**

| Category of Road Motor Vehicles | January - February | | | | | | Change (%) | | | |
|-----------------------------------|--------------------|--------------|---------------|--------------|---------------|--------------|-------------|--------------|--------------|--------------|
| | 2014 | | 2013 | | 2012 | | 2014/2013 | | 2013/2012 | |
| | Total | Used | Total | Used | Total | Used | Total | Used | Total | Used |
| Greece, total | | | | | | | | | | |
| Road Motor Vehicles, total | 19.530 | 4.562 | 16.969 | 3.367 | 20.115 | 3.906 | 15,1 | 35,5 | -15,6 | -13,8 |
| 1. Road motor cars | 15.765 | 4.411 | 13.426 | 3.196 | 16.736 | 3.763 | 17,4 | 38,0 | -19,8 | -15,1 |
| Passenger Cars | 12.623 | 2.096 | 10.889 | 1.236 | 14.123 | 1.901 | 15,9 | 69,6 | -22,9 | -35,0 |
| Buses | 116 | 88 | 45 | 35 | 84 | 61 | 157,8 | 151,4 | -46,4 | -42,6 |
| Lorries | 3.026 | 2.227 | 2.492 | 1.925 | 2.529 | 1.801 | 21,4 | 15,7 | -1,5 | 6,9 |
| 2. Motorcycles > 50 cc | 3.765 | 151 | 3.543 | 171 | 3.379 | 143 | 6,3 | -11,7 | 4,9 | 19,6 |
| Prefecture of Attica | | | | | | | | | | |
| Road Motor Vehicles, total | 10.066 | 1.046 | 8.565 | 629 | 9.402 | 711 | 17,5 | 66,3 | -8,9 | -11,5 |
| 1. Road motor cars | 8.181 | 1.022 | 6.735 | 592 | 7.602 | 676 | 21,5 | 72,6 | -11,4 | -12,4 |
| Passenger Cars | 7.389 | 645 | 6.240 | 329 | 7.181 | 451 | 18,4 | 96,0 | -13,1 | -27,1 |
| Buses | 49 | 31 | 11 | 5 | 28 | 17 | 345,5 | 520,0 | -60,7 | -70,6 |
| Lorries | 743 | 346 | 484 | 258 | 393 | 208 | 53,5 | 34,1 | 23,2 | 24,0 |
| 2. Motorcycles > 50 cc | 1.885 | 24 | 1.830 | 37 | 1.800 | 35 | 3,0 | -35,1 | 1,7 | 5,7 |

**Graph 2. New motor vehicle circulation licences: comparative data
January - February 2012, 2013, 2014**



Graph 3. New registrations of motor vehicles: January - February 2014

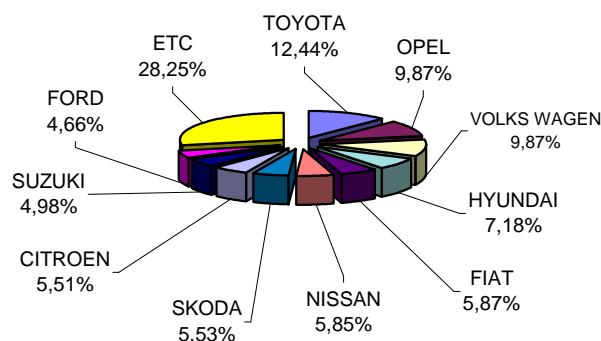


* For Passenger motor vehicles, Lorries and Motorcycles see the left axis scale
** For the Buses see the right axis scale

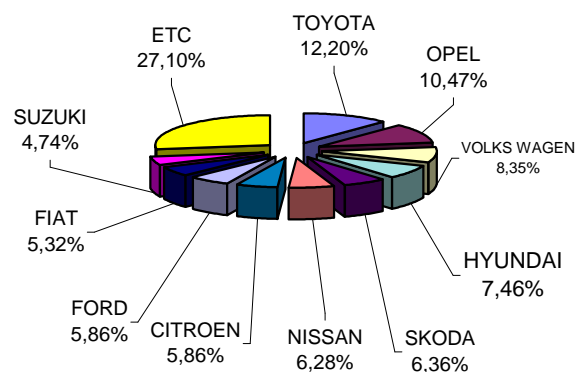
**Table 3. Sales of new and used passenger cars by make:
February and January - February 2014**

| Makes | Passenger cars | | | |
|----------------------|----------------|------------|---------------|--------------|
| | February | | Jan. - Feb. | |
| | new | used | new | used |
| ALFA ROMEO | 43 | 5 | 96 | 12 |
| AUDI | 154 | 33 | 442 | 60 |
| B.M.W. | 137 | 18 | 266 | 47 |
| CHANGAN CO | - | - | 1 | - |
| CHEVROLET | - | 2 | 1 | 8 |
| CHRYSLER | 4 | 5 | 4 | 7 |
| CITROEN | 240 | 33 | 617 | 80 |
| DACIA | 50 | 1 | 63 | 2 |
| DAEWOO | - | - | - | 1 |
| DAIHATSU | 2 | 3 | 2 | 7 |
| DETHLEFFS H POS | - | - | - | 3 |
| FIAT | 256 | 49 | 560 | 165 |
| FIAT DUCATO NIKAS | - | - | 1 | - |
| FIAT/CHALLENGER | - | - | - | 1 |
| FORD | 203 | 66 | 617 | 174 |
| GM KOREA (CHEVROLET) | 64 | - | 140 | - |
| HONDA | 52 | 6 | 100 | 16 |
| HYUNDAI | 313 | 7 | 785 | 15 |
| JAGUAR | - | 1 | 1 | 1 |
| KIA | 61 | 5 | 176 | 15 |
| LAMBORGHINI | - | 1 | - | 1 |
| LANCIA | 19 | 5 | 88 | 8 |
| LAND ROVER | 4 | 5 | 6 | 12 |
| MAZDA | 1 | 6 | 20 | 13 |
| MERCEDES | 178 | 65 | 302 | 145 |
| MERCEDES Z.MANTOS | 4 | - | 4 | - |
| MINI | 48 | 9 | 94 | 14 |
| MITSUBISHI | 25 | 1 | 54 | 4 |
| MOBITECNO | 1 | - | 1 | - |
| NISSAN | 255 | 13 | 661 | 22 |
| OPEL | 430 | 182 | 1.102 | 413 |
| PEUGEOT | 19 | 39 | 84 | 81 |
| PORSCHE | 1 | 3 | 1 | 7 |
| RENAULT | 123 | 26 | 354 | 63 |
| SAAB | - | 3 | - | 6 |
| SEA / ELNAGH | - | - | 1 | - |
| SEA / MOBILVETT | - | - | - | 1 |
| SEAT | 106 | 5 | 246 | 12 |
| SKODA | 241 | 12 | 670 | 18 |
| SMART | 22 | 115 | 36 | 274 |
| SUBARU | 5 | 1 | 34 | 2 |
| SUZUKI | 217 | 28 | 499 | 66 |
| TESLA MOTORS IN | - | - | - | 1 |
| TOYOTA | 542 | 93 | 1.284 | 197 |
| VOLKS WAGEN | 430 | 49 | 879 | 111 |
| VOLVO | 108 | 7 | 235 | 11 |
| TOTAL | 4.358 | 902 | 10.527 | 2.096 |

**Graph 4. Sales of new passenger cars:
February 2014**



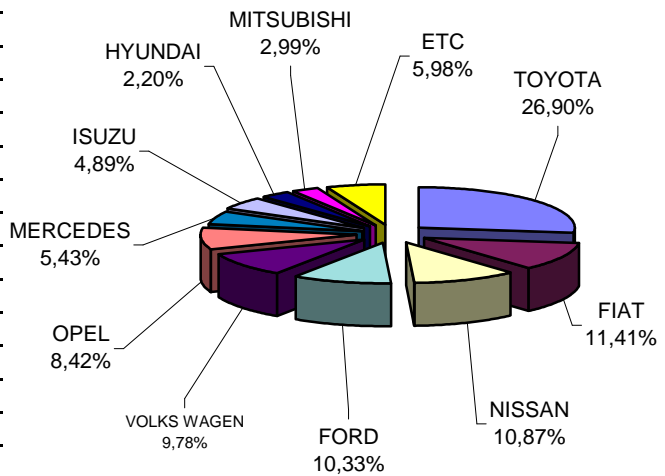
**Graph 5. Sales of new passenger cars:
January - February 2014**



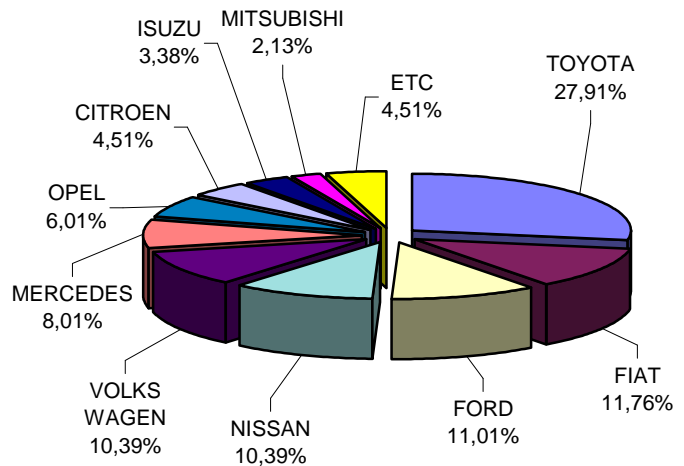
**Table 4. Sales of new and used lorries by make:
February and January - February 2014**

| Makes | Lorries | | | |
|----------------|------------|------------|-------------|--------------|
| | February | | Jan. - Feb. | |
| | new | used | new | used |
| CHEVROLET | - | - | - | 1 |
| CITROEN | 11 | 19 | 36 | 38 |
| DACIA | - | 1 | - | 3 |
| DAF | 3 | 15 | 4 | 31 |
| DAIHATSU | - | 1 | - | 2 |
| DODGE | - | - | - | 1 |
| FIAT | 42 | 94 | 94 | 216 |
| FIAT-IVECO | - | 5 | - | 7 |
| FORD | 38 | 88 | 88 | 213 |
| G.M.C. | - | - | - | 1 |
| HYUNDAI | - | 3 | - | 6 |
| ISUZU | 18 | 11 | 27 | 26 |
| IVECO | 2 | 4 | 4 | 9 |
| IVECO MAGIRUS | - | 1 | - | 4 |
| KIA | - | 1 | - | 3 |
| MAHINDRA | 2 | - | 2 | - |
| MAN | 7 | 40 | 7 | 89 |
| MAZDA | - | 27 | 1 | 63 |
| MERCEDES | 20 | 190 | 64 | 410 |
| mitsubishi | 11 | 47 | 17 | 137 |
| NISSAN | 40 | 84 | 83 | 215 |
| OAF | - | - | - | 1 |
| OPEL | 31 | 80 | 48 | 201 |
| PEUGEOT | 2 | 14 | 4 | 31 |
| PFAU | - | - | - | 1 |
| PIAGGIO | 3 | - | 5 | 1 |
| RENAULT | - | 67 | 1 | 112 |
| ROVER | - | 1 | - | 1 |
| SCANIA | 1 | 18 | 2 | 38 |
| SEAT | 2 | - | 3 | 1 |
| SKODA | - | 17 | - | 51 |
| SOVAB | - | - | - | 1 |
| SUZUKI | - | - | - | 2 |
| STEYER | - | 2 | - | 2 |
| TOYOTA | 99 | 46 | 223 | 98 |
| TOYOTA SGOURIS | - | - | 2 | - |
| VOLKS WAGEN | 36 | 57 | 83 | 145 |
| VOLVO | - | 30 | 1 | 66 |
| TOTAL | 368 | 963 | 799 | 2.227 |

**Graph 6. Sales of new lorries:
February 2014**



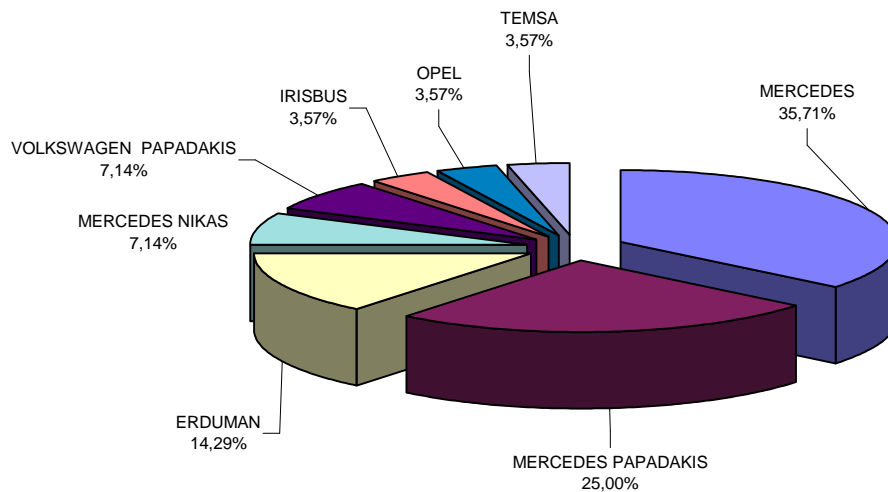
**Graph 7. Sales of new lorries:
January - February 2014**



**Table 5. Sales of new and used buses by make:
February and January - February 2014**

| Makes | Buses | | | |
|----------------------|----------|-----------|-------------|-----------|
| | February | | Jan. - Feb. | |
| | new | used | new | used |
| AYATS | - | 1 | - | 1 |
| BOVA | - | 5 | - | 8 |
| D.K.W. | - | - | - | 1 |
| DAF | - | 1 | - | 1 |
| ERDUMAN | 2 | - | 4 | - |
| EVOBUS | - | 3 | - | 6 |
| FORD | - | 1 | - | 3 |
| G.AUWARTER | - | 2 | - | 2 |
| IRISBUS | - | - | 1 | 1 |
| ISUZU | - | - | - | 1 |
| IVECO SPA | - | 1 | - | 1 |
| MAN | - | 6 | - | 12 |
| MERCEDES | 3 | 17 | 10 | 31 |
| MERCEDES NIKAS | 1 | - | 2 | - |
| MERCEDES PAPADAKIS | 1 | - | 7 | - |
| NEOPLAN | - | 3 | - | 5 |
| OPEL | 1 | - | 1 | - |
| OTOKAR OTOBUS | - | - | - | 1 |
| SCANIA | - | 1 | - | 3 |
| SETRA | - | 3 | - | 9 |
| SIN MARCA | - | - | - | 1 |
| TEMSA | 1 | - | 1 | - |
| VAN HOOL | - | - | - | 1 |
| VOLKSWAGEN PAPADAKIS | - | - | 2 | - |
| TOTAL | 9 | 44 | 28 | 88 |

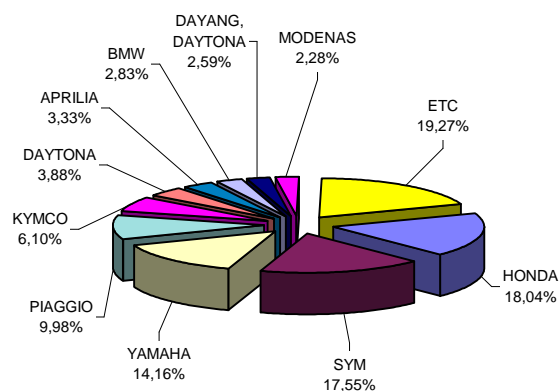
**Graph 8. Sales of new buses:
January - February 2014**



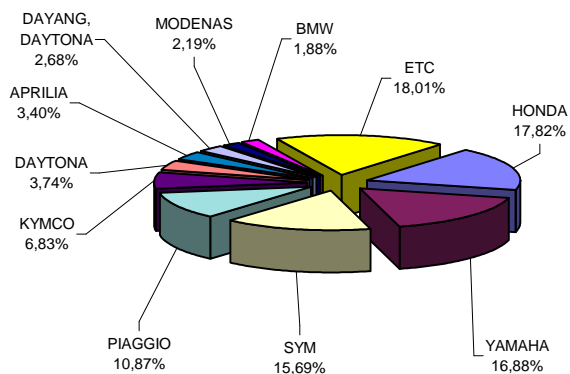
**Table 6. Sales of new and used motorcycles by make or manufacturer:
February and January - February 2014**

| Makes | Motorcycles | | | |
|-------------------|--------------|-----------|--------------|------------|
| | February | | Jan. - Feb. | |
| | new | used | new | used |
| ACCESS | 1 | - | 2 | - |
| AEON MOTOR | 2 | - | 3 | - |
| APRILIA | 54 | 6 | 123 | 12 |
| APRILIA, GILERA | 1 | - | 2 | - |
| ARTIC CAT | - | - | 2 | - |
| BAOTIAN,SUPERKI | 1 | - | 2 | - |
| BASHAN | 1 | - | 2 | - |
| BETA | 2 | - | 4 | - |
| BMW | 46 | 2 | 68 | 3 |
| BOMBARDIER INC. | 1 | 3 | 1 | 3 |
| DAELIM | 11 | - | 14 | 1 |
| DAYANG, DAYTONA | 42 | - | 97 | 1 |
| DAYTONA | 63 | 1 | 135 | 1 |
| DERBI | 5 | - | 10 | 1 |
| DINLI, EXPLORER | - | - | 2 | - |
| DUCATI | 4 | 1 | 10 | 1 |
| FEISHEN, MONDIA | 2 | - | 4 | - |
| GENERIC, RIDE, EX | 2 | - | 3 | - |
| GILERA | 1 | - | 4 | - |
| GILERA, PIAGGIO | 9 | - | 15 | - |
| HAOJIANG, SENKE | 2 | - | 2 | - |
| HARLEY DAVIDSON | 6 | - | 15 | 5 |
| HM | 3 | 6 | 6 | 6 |
| HONDA | 293 | 9 | 644 | 22 |
| HUSABERG | 1 | - | 5 | - |
| HUSQVARNA | 7 | - | 12 | - |
| JIAJI, HUATIAN,F | 7 | - | 19 | - |
| JIANSHE | 3 | - | 7 | - |
| KAISAR | 1 | - | 2 | 1 |
| KAWASAKI | 8 | 1 | 16 | 2 |
| KENBO | 8 | - | 15 | - |
| KENOS | 1 | - | 2 | - |
| KL | 9 | - | 27 | - |
| KTM | 25 | - | 42 | - |
| KWANG YANG | - | 4 | - | 6 |
| KYMCO | 99 | 1 | 247 | 5 |
| LIFAN | 6 | - | 15 | - |
| LIFAN, HONLEI | 2 | - | 2 | - |
| LIFAN, HONLEI, SK | 2 | - | 9 | - |
| LINGBEN, HAIZHIM | 3 | - | 4 | - |
| LINTEX, IVA, WK B | 2 | - | 4 | - |
| LML | 10 | - | 14 | - |
| LONCIN, KINLON | 2 | - | 3 | - |
| LONCIN, LONGTIN | 1 | - | 2 | - |
| LONCIN, X-GEAR | 2 | - | 3 | - |
| LONGJIA, RENBO, P | 1 | - | 2 | - |
| MG MOTO | 21 | 1 | 50 | 1 |
| MODENAS | 37 | - | 79 | - |
| MOTO GUZZI | 1 | - | 4 | - |
| MV AGUSTA | 3 | - | 5 | - |
| NFM | - | - | 2 | - |
| NIPPONIA | 2 | - | 3 | - |
| PEUGEOT | 18 | - | 39 | - |
| PIAGGIO | 162 | 12 | 393 | 31 |
| PIAGGIO, APRILIA | 13 | - | 13 | - |
| QJ,QJIANG, KEEWA | 7 | - | 11 | - |
| QUADRO | 2 | - | 3 | - |
| SHANYANG | 4 | - | 6 | - |
| SHINERAY | 7 | - | 16 | - |
| SKYJET | 5 | - | 17 | - |
| SKYTEAM, SACINHM | 5 | - | 9 | - |
| SUZUKI | 11 | 7 | 26 | 14 |
| SYM | 285 | - | 567 | 2 |
| TRIUMPH | 8 | - | 18 | - |
| XGJAO | 11 | - | 30 | - |
| XGJAO, YUAN, S | 7 | 1 | 19 | 1 |
| XINGYUE | - | - | 2 | - |
| XINLING, LEDOW, D | 2 | - | 3 | - |
| YAMAHA | 230 | 14 | 610 | 24 |
| YINXIANG, KENBO | 1 | - | 8 | - |
| ZHONGNENG, ZNEN | 5 | - | 7 | - |
| ZONGSHEN | 2 | - | 2 | - |
| ZONGSHEN, ZIPSTA | 2 | - | 3 | - |
| ETC | 21 | 4 | 47 | 8 |
| TOTAL | 1.624 | 73 | 3.614 | 151 |

Graph 9. Sales of new motorcycles: February 2014



Graph 10. Sales of new motorcycles: January - February 2014



EXPLANATORY NOTES

Survey on the issuing of new road motor vehicle circulation licenses

The survey on the issuing of new motor vehicle circulation licenses is a census survey. The released data give information, at country level, on the brand and type of the motor vehicle, as well as whether it is new or used. The primary data derive from the Ministry of Infrastructure, Transport and Networks and are based on the issuing of new circulation licences. The survey does not include vehicles that move on rails, trolley busses, agricultural tractors and machinery. In addition, the following are excluded: all motor vehicles of the Armed Forces, Police, Fire Brigade, State Services, Diplomatic Corps, Foreign Missions, and Invalids of Wars, as well as motorcycles with a cylinder capacity less than 50 cc.

Legal basis Legislative Decree 3627/56, Law 2392/96, Law 3832/2010

Reference Period February 2014

Coverage The production of monthly data is based on the registers held by the Ministry of Infrastructure, Transport and Networks, which records all the monthly changes observed in the vehicle registration licences at country level.

Definitions **Road motor vehicle** is any vehicle that, irrespective of the number of wheels, is moved by an engine and is designed to transport persons or cargo or both of them, either they are on the same single vehicle or on a trailer carried by the main motor vehicle. **New** road motor vehicle is any motor vehicle that is registered for the first time in Greece during the reference month and has not been put into circulation in any other country. **Used motor** vehicle is any motor vehicle that is registered for the first time in Greece and has been imported as a used one from abroad

Passenger motor vehicle: it is a motor vehicle designed to carry mostly people, having no more than 9 seats, including the driver's seat.

Bus: it is a motor vehicle, which is designed to carry mostly people, having more than 10 seats, including the driver's seat. (In the corresponding tables of this Press Release, this category also includes articulated buses.)

Lorry: it is motor vehicle designed to carry mostly cargo. (In the corresponding tables of this Press Release, this category also includes tractors, tow trucks, articulated tractors, and trucks with trailers).

Motorcycle: any two-wheeled motor vehicle, with or without sidecar, with maximum authorized design speed over 45 km/h, or in case it is powered by a combustion engine, with a cylinder capacity of 50 cc or over (In the corresponding tables of this Press Release, this category also includes the three-wheeled motor vehicles – motor tricycles).

Tricycle motor vehicle: it is a motor vehicle with three symmetrical wheels with maximum authorized design speed over 45 km/h, or in case it is powered by a combustion engine, with a cylinder capacity over the 50 cc. This category also includes four-wheel vehicles, except the light four-wheel motorcycles, whose empty vehicle tare (excluding the weight of the fuel or mixture of fuel-oil or the weight of the batteries for electric cars) is up to 400 kg in the case the vehicle is designed for passenger use or up to 550 kg in case the vehicle is designed to carry cargo and whose engine is up to 15KW.

Methodology Census Survey

References

More information (graphs, tables) concerning the survey on the issuing of new motor vehicle circulation licences are available on the webpage of ELSTAT, www.statistics.gr, under the link "Statistical Themes > Transport > Vehicles > Vehicle > Vehicle Licensing – Vehicle Fleet