



HELLENIC REPUBLIC
HELLENIC STATISTICAL AUTHORITY

Piraeus, 10 - 2 - 2014

PRESS RELEASE

Issuing of Motor Vehicle Circulation Licences: January 2014

The Hellenic Statistical Authority announces that in January 2014, 9.121 road motor cars (both new and used from abroad) were put into circulation for the first time, recording a 18,0% increase compared with the corresponding month of 2013 when the number of road motor cars was 7.727. In January 2013, a 32,2% decrease had been observed in comparison with the corresponding month of 2012 (Table 1, Chart 1).

The new motorcycles (over 50cc) that were put into circulation for the first time in January 2014 amounted to 2.068, against 1.912 in 2013, thus recording a 8,2% increase. In January 2013, a 10,1% decrease had been observed in comparison with the corresponding month of 2012 (Table 1, Chart1).

Information:

Division of Statistics on Trade and Services
Section of Transport, Communications and Mass Media

Konstantinos Menexes

Telephone : (0030) 213 1352500

FAX : (0030) 213 1352496

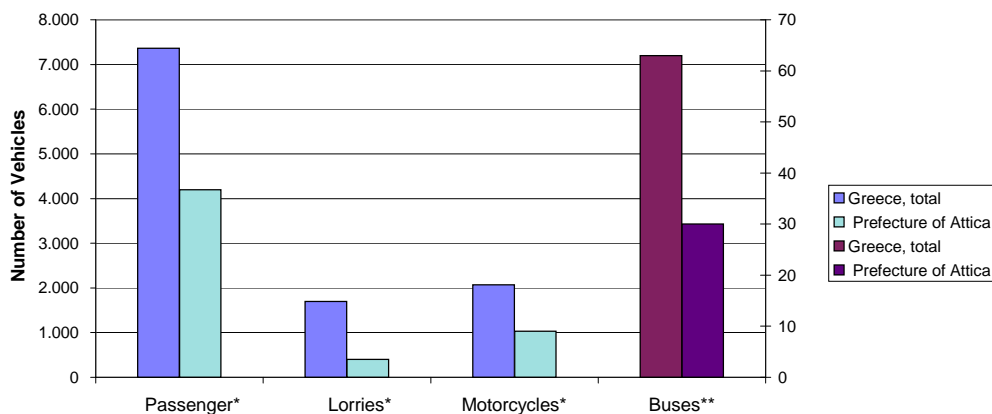
e-mail : menexesk@statistics.gr

**Table 1. Road motor vehicles, both new and used, put into circulation for the first time in Greece:
January 2012 - 2014**

Category of Road Motor Vehicles	January						Change (%)			
	2014		2013		2012		2014/2013		2013/2012	
	Total	Used	Total	Used	Total	Used	Total	Used	Total	Used
Greece, total										
Road Motor Vehicles, total	11.189	2.580	9.639	1.993	13.521	2.631	16,1	29,5	-28,7	-24,2
1. Road motor cars	9.121	2.502	7.727	1.892	11.395	2.539	18,0	32,2	-32,2	-25,5
Passenger Cars	7.363	1.194	6.298	772	9.831	1.426	16,9	54,7	-35,9	-45,9
Buses	63	44	22	14	52	32	186,4	214,3	-57,7	-56,3
Lorries	1.695	1.264	1.407	1.106	1.512	1.081	20,5	14,3	-6,9	2,3
2. Motorcycles > 50 cc	2.068	78	1.912	101	2.126	92	8,2	-22,8	-10,1	9,8
Prefecture of Attica										
Road Motor Vehicles, total	5.661	556	4.814	366	6.008	431	17,6	51,9	-19,9	-15,1
1. Road motor cars	4.630	542	3.816	347	4.859	408	21,3	56,2	-21,5	-15,0
Passenger Cars	4.199	353	3.546	179	4.636	293	18,4	97,2	-23,5	-38,9
Buses	30	15	7	1	19	11	328,6	1.400,0	-63,2	-90,9
Lorries	401	174	263	167	204	104	52,5	4,2	28,9	60,6
2. Motorcycles > 50 cc	1.031	14	998	19	1.149	23	3,3	-26,3	-13,1	-17,4

Category of Road Motor Vehicles	Change (%)					
	Average Feb. 2013 - Jan 2014		Average Feb. 2012 - Jan 2013		Average Feb. 2013 - Jan 2014 / Average Feb. 2012 - Jan 2013	
	Total	Used	Total	Used	Total	Used
Greece, total						
Road Motor Vehicles, total	9.244	1.501	8.957	1.311	3,2	14,5
1. Road motor cars	6.669	1.399	6.168	1.227	8,1	14,0
Passenger Cars	5.500	558	5.064	446	8,6	25,1
Buses	36	27	36	27	0,0	0,0
Lorries	1.133	814	1.068	754	6,1	8,0
2. Motorcycles > 50 cc	2.575	102	2.789	84	-7,7	21,4

Graph 1. New registrations of motor vehicles: January 2014



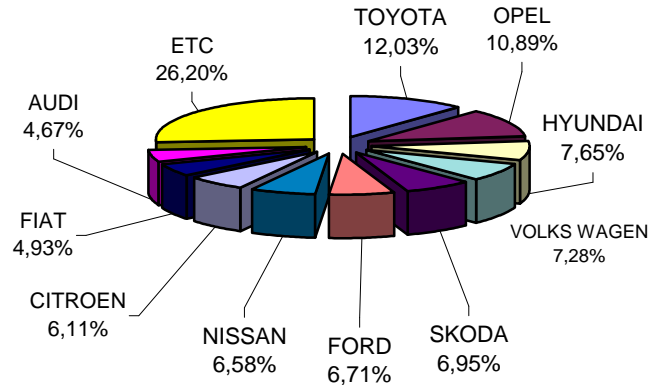
* For Passenger motor vehicles, Lorries and Motorcycles see the left axis scale

** For Buses see the right axis scale

**Table 2. Sales of new and used passenger cars by make:
January 2014**

Makes	Passenger cars	
	January	
	new	used
ALFA ROMEO	53	7
AUDI	288	27
B.M.W.	129	29
CHANGAN CO	1	-
CHEVROLET	1	6
CHRYSLER	-	2
CITROEN	377	47
DACIA	13	1
DAEWOO	-	1
DAIHATSU	-	4
DETHLEFFS H POS	-	3
FIAT	304	116
FIAT DUCATO NIKAS	1	-
FIAT/CHALLENGER	-	1
FORD	414	108
GM KOREA (CHEVROLET)	76	-
HONDA	48	10
HYUNDAI	472	8
JAGUAR	1	-
KIA	115	10
LANCIA	69	3
LAND ROVER	2	7
MAZDA	19	7
MERCEDES	124	80
MINI	46	5
MITSUBISHI	29	3
NISSAN	406	9
OPEL	672	231
PEUGEOT	65	42
PORSCHE	-	4
RENAULT	231	37
SAAB	-	3
SEA / ELNAGH	1	-
SEA / MOBILVETT	-	1
SEAT	140	7
SKODA	429	6
SMART	14	159
SUBARU	29	1
SUZUKI	282	38
TESLA MOTORS IN	-	1
TOYOTA	742	104
VOLKS WAGEN	449	62
VOLVO	127	4
TOTAL	6.169	1.194

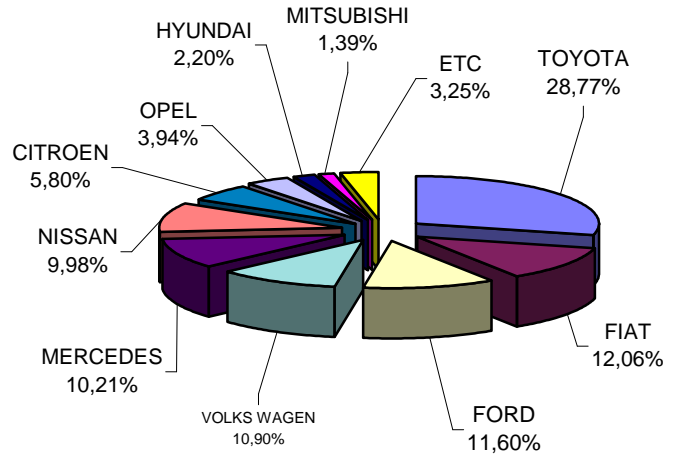
**Graph 2. Sales of new passenger cars:
January 2014**



**Table 3. Sales of new and used lorries by make:
January 2014**

Makes	Lorries	
	January	
	new	used
CHEVROLET	-	1
CITROEN	25	19
DACIA	-	2
DAF	1	16
DAIHATSU	-	1
DODGE	-	1
FIAT	52	122
FIAT-IVECO	-	2
FORD	50	125
G.M.C.	-	1
HYUNDAI	-	3
ISUZU	9	15
IVECO MAGIRUS	-	3
IVECO SPA	2	5
KIA	-	2
MAN	-	49
MAZDA	1	36
MERCEDES	44	220
MINI	-	1
MITSUBISHI	6	90
NISSAN	43	131
OAF	-	1
OPEL	17	121
PEUGEOT	2	17
PFAU	-	1
PIAGGIO	2	1
RENAULT	1	45
SCANIA	1	20
SEAT	1	1
SKODA	-	34
SOVAB	-	1
SUZUKI	-	2
TOYOTA	124	52
TOYOTA SGOURIS	2	-
VOLKS WAGEN	47	88
VOLVO	1	36
TOTAL	431	1.264

**Graph 3. Sales of new lorries:
January 2014**



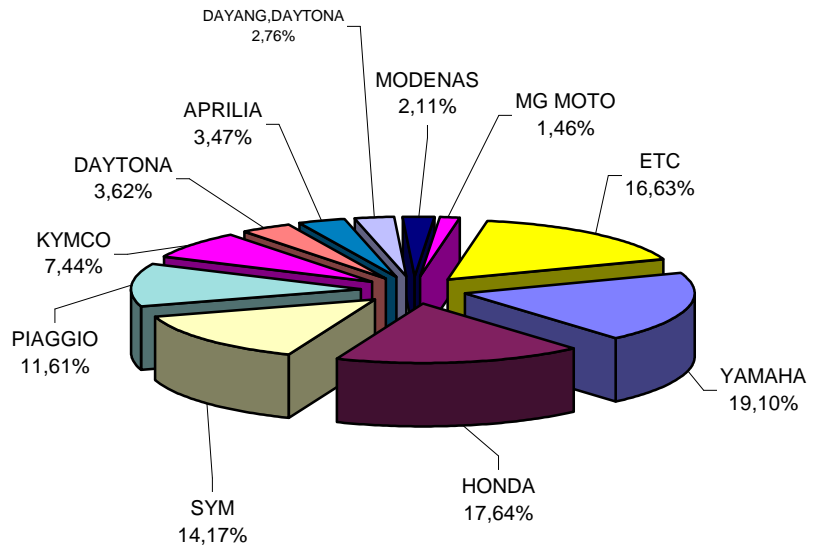
**Table 4. Sales of new and used buses by make:
January 2014**

Makes	Buses	
	January	
	new	used
BOVA	-	3
D.K.W.	-	1
ERDUMAN	2	-
EVOBUS	-	3
FORD	-	2
IRISBUS	1	1
ISUZU	-	1
MAN	-	6
MERCEDES	7	14
MERCEDES NIKAS	1	-
MERCEDES PAPADAKIS	6	-
NEOPLAN	-	2
OTOKAR OTOBUS	-	1
SCANIA	-	2
SETRA	-	6
SIN MARCA	-	1
VAN HOOL	-	1
VOLKSWAGEN PAPADAKIS	2	-
TOTAL	19	44

**Table 5. Sales of new and used motorcycles by make:
January 2014**

Makes	Motorcycles	
	January	
	new	used
APRILIA	69	6
ARTIC CAT	2	-
BETA	2	-
BMW	22	1
DAELIM	3	1
DAYANG, DAYTONA	55	1
DAYTONA	72	-
DERBI	5	1
DINLI, EXPLORER	2	-
DUCATI	6	-
FEISHEN, MONDIA	2	-
GILERA	3	-
GILERA, PIAGGIO	6	-
HARLEY DAVIDSON	9	5
HM	3	-
HONDA	351	13
HUSABERG	4	-
HUSQVARNA	5	-
JIAJI, HUATIAN, F	12	-
JIANGSU LINHAI	1	1
JIANSHE	4	-
KAISAR	1	1
KAWASAKI	8	1
KENBO	7	-
KL	18	-
KTM	17	-
KWANG YANG	-	2
KYMCO	148	4
LIFAN	9	-
LIFAN, HONLEI, SK	7	-
LINTEX, IVA, WK B	2	-
LML	4	-
MG MOTO	29	-
MODENAS	42	-
MOTO GUZZI	3	-
MV AGUSTA	2	-
NFM	2	-
PEUGEOT	21	-
PIAGGIO	231	19
QJ, QJIANG, KEEWA	4	-
ROYAL ENFIELD	1	1
SHANYANG	2	-
SHINERAY	9	-
SKYJET	12	-
SKYTEAMHSACINHM	4	-
SUZUKI	15	7
SYM	282	2
TRIUMPH	10	-
XGJAO	19	-
XGJAO, YUAN, S	12	-
XINGYUE	2	-
YAMAHA	380	10
YINXIANG, KENBO	7	-
ZHONGNENG, ZNEN	2	-
ETC	40	2
TOTAL	1.990	78

**Graph 4. Sales of new motorcycles:
January 2014**



EXPLANATORY NOTES

Survey on the issuing of new road motor vehicle circulation licenses

The survey on the issuing of new motor vehicle circulation licenses is a census survey. The released data give information, at country level, on the brand and type of the motor vehicle, as well as whether it is new or used. The primary data derive from the Ministry of Infrastructure, Transport and Networks and are based on the issuing of new circulation licences. The survey does not include vehicles that move on rails, trolley busses, agricultural tractors and machinery. In addition, the following are excluded: all motor vehicles of the Armed Forces, Police, Fire Brigade, State Services, Diplomatic Corps, Foreign Missions, and Invalids of Wars, as well as motorcycles with a cylinder capacity less than 50 cc.

Legal basis Legislative Decree 3627/56, Law 2392/96, Law 3832/2010

Reference Period January 2014

Coverage The production of monthly data is based on the registers held by the Ministry of Infrastructure, Transport and Networks, which records all the monthly changes observed in the vehicle registration licences at country level.

Definitions **Road motor vehicle** is any vehicle that, irrespective of the number of wheels, is moved by an engine and is designed to transport persons or cargo or both of them, either they are on the same single vehicle or on a trailer carried by the main motor vehicle. **New** road motor vehicle is any motor vehicle that is registered for the first time in Greece during the reference month and has not been put into circulation in any other country. **Used motor** vehicle is any motor vehicle that is registered for the first time in Greece and has been imported as a used one from abroad

Passenger motor vehicle: it is a motor vehicle designed to carry mostly people, having no more than 9 seats, including the driver's seat.

Bus: it is a motor vehicle, which is designed to carry mostly people, having more than 10 seats, including the driver's seat. (In the corresponding tables of this Press Release, this category also includes articulated buses.)

Lorry: it is motor vehicle designed to carry mostly cargo. (In the corresponding tables of this Press Release, this category also includes tractors, tow trucks, articulated tractors, and trucks with trailers).

Motorcycle: any two-wheeled motor vehicle, with or without sidecar, with maximum authorized design speed over 45 km/h, or in case it is powered by a combustion engine, with a cylinder capacity of 50 cc or over (In the corresponding tables of this Press Release, this category also includes the three-wheeled motor vehicles – motor tricycles).

Tricycle motor vehicle: it is a motor vehicle with three symmetrical wheels with maximum authorized design speed over 45 km/h, or in case it is powered by a combustion engine, with a cylinder capacity over the 50 cc. This category also includes four-wheel vehicles, except the light four-wheel motorcycles, whose empty vehicle tare (excluding the weight of the fuel or mixture of fuel-oil or the weight of the batteries for electric cars) is up to 400 kg in the case the vehicle is designed for passenger use or up to 550 kg in case the vehicle is designed to carry cargo and whose engine is up to 15KW.

Methodology Census Survey

References More information (graphs, tables) concerning the survey on the issuing of new motor vehicle circulation licences are available on the webpage of ELSTAT, www.statistics.gr, following the navigation path "Statistical Themes > Transport > Vehicles > Vehicle > Vehicle Licensing – Vehicle Fleet