

## ***PRESS RELEASE***

### **Issuing of Motor Vehicle Circulation Licences: September 2013**

The Hellenic Statistical Authority announces that in September 2013, 5.356 road motor cars (both new and used from abroad) were put into circulation for the first time, recording a 13,0% increase compared with the corresponding month of 2012 when the number of road motor cars was 4.741. In September 2012, a decrease of 46,3% had been observed in comparison with the corresponding month of 2011.

The new motorcycles (over 50cc) that were put into circulation for the first time in September 2013 amounted to 2.829, against 2.859 in 2012, thus recording a 1,0% decrease. In September 2012, a decrease of 37,6% had been observed in comparison with the corresponding month of 2011.

During the period January - September 2013, 59.366 road motor cars (both new and used from abroad) were put into circulation for the first time, representing a 1,7% decrease compared to the corresponding period of 2012 when the number of road motor cars was 60.419. During the period January - September 2012 a decrease of 41,2% had been observed in comparison with the corresponding period of 2011.

During the period January - September 2013 the circulation of new motorcycles (over 50cc) amounted to 25.994, against 28.277 in 2012, thus representing a 8,1% decrease. A decrease of 32,0% had been observed during the period January - September 2012 in comparison with the corresponding period of 2011.

Information:

Division of Statistics on Trade and Services  
Section of Transport, Communications and Mass Media

Konstantinos Menexes

Telephone : (0030) 213 1352500

FAX : (0030) 213 1352496

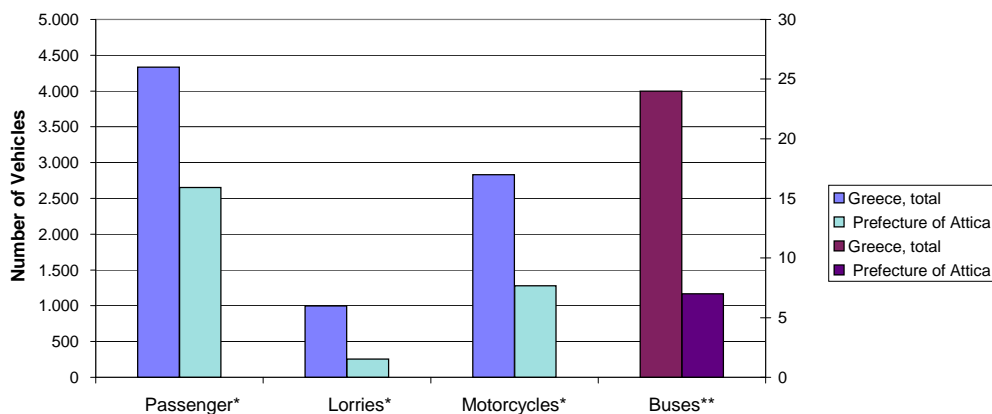
e-mail : menexesk@statistics.gr

**Table 1. Road motor vehicles, both new and used, put into circulation for the first time in Greece:  
September 2011 - 2013**

Category of Road Motor Vehicles	September						Change (%)			
	2013		2012		2011		2013/2012		2012/2011	
	Total	Used	Total	Used	Total	Used	Total	Used	Total	Used
<b>Greece, total</b>										
Road Motor Vehicles, total	8.185	1.368	7.600	1.094	13.410	1.712	7,7	25,0	-43,3	-36,1
<b>1. Road motor cars</b>	<b>5.356</b>	<b>1.260</b>	<b>4.741</b>	<b>1.041</b>	<b>8.826</b>	<b>1.609</b>	<b>13,0</b>	<b>21,0</b>	<b>-46,3</b>	<b>-35,3</b>
Passenger Cars	4.335	519	3.837	383	7.480	768	13,0	35,5	-48,7	-50,1
Buses	24	19	23	19	25	20	4,3	0,0	-8,0	-5,0
Lorries	997	722	881	639	1.321	821	13,2	13,0	-33,3	-22,2
<b>2. Motorcycles &gt; 50 cc</b>	<b>2.829</b>	<b>108</b>	<b>2.859</b>	<b>53</b>	<b>4.584</b>	<b>103</b>	<b>-1,0</b>	<b>103,8</b>	<b>-37,6</b>	<b>-48,5</b>
<b>Prefecture of Attica</b>										
Road Motor Vehicles, total	4.191	292	3.884	216	6.474	350	7,9	35,2	-40,0	-38,3
<b>1. Road motor cars</b>	<b>2.913</b>	<b>275</b>	<b>2.454</b>	<b>204</b>	<b>4.262</b>	<b>323</b>	<b>18,7</b>	<b>34,8</b>	<b>-42,4</b>	<b>-36,8</b>
Passenger Cars	2.653	159	2.296	117	4.032	209	15,5	35,9	-43,1	-44,0
Buses	7	5	6	3	7	3	16,7	66,7	-14,3	0,0
Lorries	253	111	152	84	223	111	66,4	32,1	-31,8	-24,3
<b>2. Motorcycles &gt; 50 cc</b>	<b>1.278</b>	<b>17</b>	<b>1.430</b>	<b>12</b>	<b>2.212</b>	<b>27</b>	<b>-10,6</b>	<b>41,7</b>	<b>-35,4</b>	<b>-55,6</b>

Category of Road Motor Vehicles	Average Oct. 2012 - Sep. 2013		Average Oct. 2011 - Sep. 2012		Change (%)	
	Total	Used	Total	Used	Average Oct. 2012 - Sep. 2013 / Average Oct. 2011 - Sep. 2012	
					Total	Used
<b>Greece, total</b>						
Road Motor Vehicles, total	9.003	1.414	9.869	1.414	-8,8	0,0
<b>1. Road motor cars</b>	<b>6.386</b>	<b>1.312</b>	<b>7.000</b>	<b>1.334</b>	<b>-8,8</b>	<b>-1,6</b>
Passenger Cars	5.230	490	5.874	555	-11,0	-11,7
Buses	29	22	41	31	-29,3	-29,0
Lorries	1.127	800	1.085	748	3,9	7,0
<b>2. Motorcycles &gt; 50 cc</b>	<b>2.617</b>	<b>102</b>	<b>2.869</b>	<b>80</b>	<b>-8,8</b>	<b>27,5</b>

**Graph 1. New registrations of motor vehicles: September 2013**



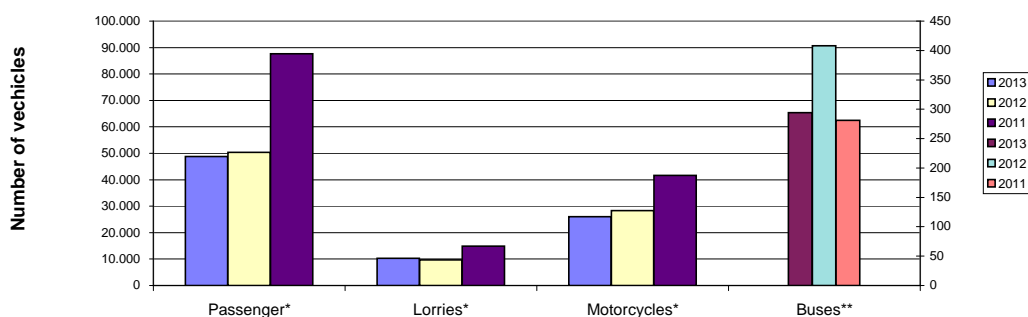
\* For Passenger motor vehicles, Lorries and Motorcycles see the left axis scale

\*\* For Buses see the right axis scale

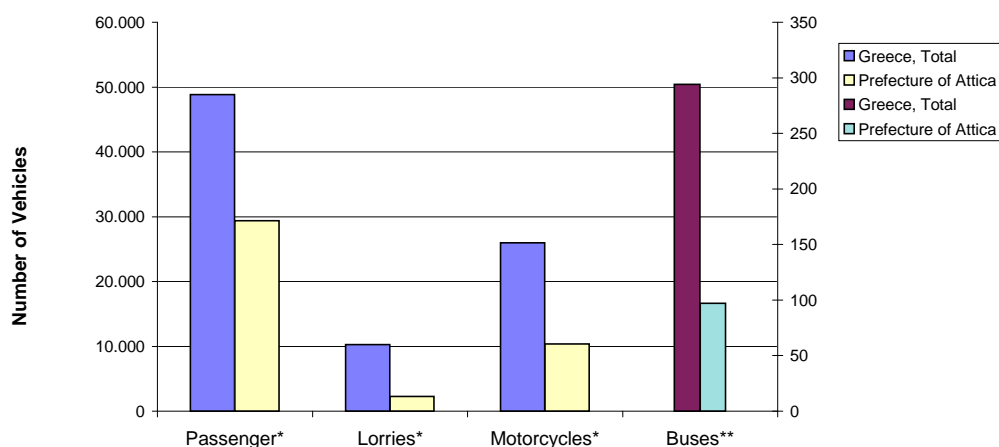
**Table 2. Road motor vehicles, both new and used, put into circulation for the first time in Greece:  
Jan. - Sep. 2011 - 2013**

Category of Road Motor Vehicles	January - September						Change (%)			
	2013		2012		2011		2013/2012		2012/2011	
	Total	Used	Total	Used	Total	Used	Total	Used	Total	Used
<b>Greece, total</b>										
<b>Road Motor Vehicles, total</b>	<b>85.360</b>	<b>13.600</b>	<b>88.696</b>	<b>13.004</b>	<b>144.394</b>	<b>19.120</b>	<b>-3,8</b>	<b>4,6</b>	<b>-38,6</b>	<b>-32,0</b>
<b>1. Road motor cars</b>	<b>59.366</b>	<b>12.558</b>	<b>60.419</b>	<b>12.185</b>	<b>102.788</b>	<b>18.058</b>	<b>-1,7</b>	<b>3,1</b>	<b>-41,2</b>	<b>-32,5</b>
Passenger Cars	48.822	4.846	50.362	4.967	87.611	8.510	-3,1	-2,4	-42,5	-41,6
Buses	294	223	408	303	281	216	-27,9	-26,4	45,2	40,3
Lorries	10.250	7.489	9.649	6.915	14.896	9.332	6,2	8,3	-35,2	-25,9
<b>2. Motorcycles &gt; 50 cc</b>	<b>25.994</b>	<b>1.042</b>	<b>28.277</b>	<b>819</b>	<b>41.606</b>	<b>1.062</b>	<b>-8,1</b>	<b>27,2</b>	<b>-32,0</b>	<b>-22,9</b>
<b>Prefecture of Attica</b>										
<b>Road Motor Vehicles, total</b>	<b>42.125</b>	<b>2.771</b>	<b>42.568</b>	<b>2.428</b>	<b>67.176</b>	<b>3.877</b>	<b>-1,0</b>	<b>14,1</b>	<b>-36,6</b>	<b>-37,4</b>
<b>1. Road motor cars</b>	<b>31.745</b>	<b>2.598</b>	<b>30.792</b>	<b>2.290</b>	<b>49.540</b>	<b>3.608</b>	<b>3,1</b>	<b>13,4</b>	<b>-37,8</b>	<b>-36,5</b>
Passenger Cars	29.363	1.470	28.920	1.344	46.872	2.359	1,5	9,4	-38,3	-43,0
Buses	97	67	126	86	71	46	-23,0	-22,1	77,5	87,0
Lorries	2.285	1.061	1.746	860	2.597	1.203	30,9	23,4	-32,8	-28,5
<b>2. Motorcycles &gt; 50 cc</b>	<b>10.380</b>	<b>173</b>	<b>11.776</b>	<b>138</b>	<b>17.636</b>	<b>269</b>	<b>-11,9</b>	<b>25,4</b>	<b>-33,2</b>	<b>-48,7</b>

**Graph 2. New motor vehicle circulation licences: comparative data  
January - September 2011, 2012, 2013**



**Graph 3. New registrations of motor vehicles: January - September 2013**



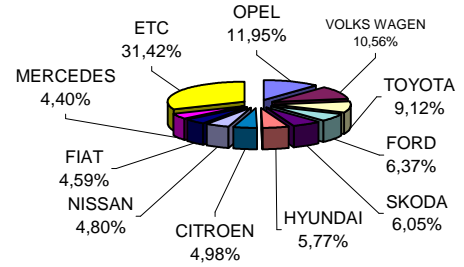
\* For Passenger motor vehicles, Lorries and Motorcycles see the left axis scale

\*\* For the Buses see the right axis scale

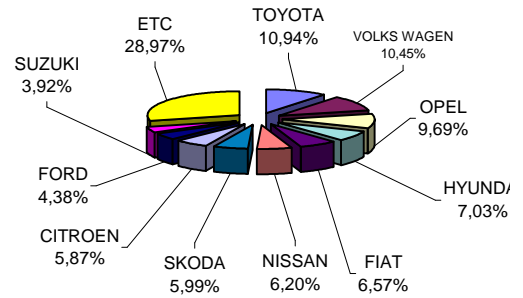
**Table 3. Sales of new and used passenger cars by make:  
September and January - September 2013**

Makes	Passenger cars			
	September		Jan. - Sep.	
	new	used	new	used
ALFA ROMEO	51	-	520	8
AUDI	144	7	1.324	130
B.M.W.	129	12	1.155	131
BENTLEY	-	-	1	-
C.I/ROLLERTEAM	-	-	1	-
CHEVROLET	-	-	15	9
CHRYSLER	-	-	-	9
CITROEN	190	15	2.582	183
DACIA	11	1	211	3
DAEWOO	-	1	-	6
DAIHATSU	-	-	105	10
DODGE	2	-	19	1
FIAT	175	48	2.888	363
FORD	243	33	1.926	278
GM KOREA (CHEVROLET)	38	-	538	-
HOBBY	-	-	1	-
HONDA	48	5	484	42
HONGXING	-	-	1	-
HYUNDAI	220	4	3.090	40
ISUZU	-	-	-	1
IVECO SPA	-	-	1	-
JAGUAR	-	-	-	5
JAGUAR LAND ROVER LIMITED	-	-	11	-
KEWET	-	-	-	1
KIA	93	6	795	45
LADA	-	-	-	1
LANCIA	46	3	664	18
LAND ROVER	-	-	8	6
MAZDA	3	1	51	23
MERCEDES	168	21	1.213	316
MINI	62	4	424	21
MITSUBISHI	29	2	288	31
NISSAN	183	7	2.727	63
OPEL	456	103	4.263	885
PANTHER	-	1	-	1
PEUGEOT	84	16	1.207	107
PORSCHE	-	1	7	11
RENAULT	90	9	787	112
SAAB	-	-	5	7
SEA/MOBILVETT	-	1	-	1
SEAT	72	2	1.577	23
SKODA	231	7	2.633	55
SMART	77	95	307	963
SSANGYONG	-	-	-	1
SUBARU	-	-	18	4
SUZUKI	103	24	1.722	158
TOYOTA	348	61	4.809	489
TRABANT	-	-	-	1
VOLKS WAGEN	403	26	4.595	260
VOLVO	117	3	1.003	23
WESTFIELD SPORT	-	-	-	1
<b>TOTAL</b>	<b>3.816</b>	<b>519</b>	<b>43.976</b>	<b>4.846</b>

**Graph 4. Sales of new passenger cars:  
September 2013**



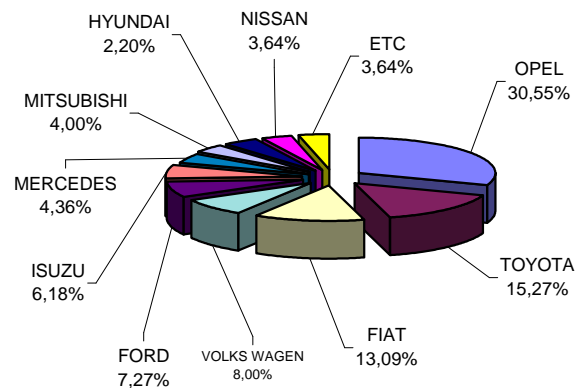
**Graph 5. Sales of new passenger cars:  
January - September 2013**



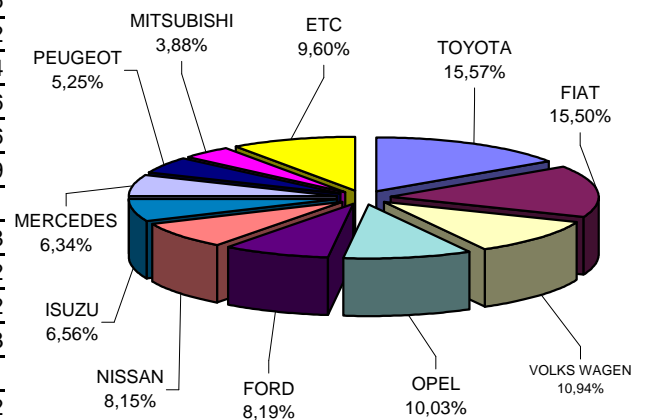
**Table 4. Sales of new and used lorries by make:  
September and January - September 2013**

Makes	Lorries			
	September		Jan. - Sep.	
	new	used	new	used
CADILLAC	-	-	-	2
CHEVROLET	-	-	1	2
CHONGQI	-	-	1	1
CHRYSLER	-	-	-	1
CITROEN	1	9	74	100
D.K.W.	-	-	-	1
DACIA	-	1	1	5
DAEWOO	-	-	-	3
DAF	1	8	15	103
DAIHATSU	-	1	-	16
DODGE	-	-	-	1
FIAT	36	76	428	616
FIAT-IVECO	-	4	-	44
FORD	20	71	226	701
G.M.C.	-	-	-	1
GENERAL MOTORS	-	-	-	1
HONDA	-	-	-	1
HYUNDAI	-	-	-	14
I.F.A.	-	1	-	1
ISUZU	17	8	181	97
IVECO MAGIRUS	-	2	7	14
IVECO SPA	2	4	45	42
KIA	-	-	-	5
MAHINDRA & MAHI	-	-	5	-
MAN	1	24	9	276
MAN TRUCK & BUS	-	-	28	2
MAZDA	-	25	5	224
MERCEDES	12	132	175	1.496
MITSUBISHI	11	61	107	546
NISSAN	10	68	225	729
OAF	-	-	-	1
OPEL	84	58	277	608
PEUGEOT	11	8	145	82
PFAU	-	-	-	2
PIAGGIO	2	2	24	13
RELIANT	-	-	-	1
RENAULT	1	25	14	272
ROVER	-	2	-	5
SCANIA	2	18	18	185
SEAT	-	3	4	17
SKODA	-	13	1	146
SOVAB	-	-	-	1
SSANGYONG	-	-	1	-
SUBARU	-	-	-	1
SUZUKI	-	-	-	9
TATA	-	1	-	1
TOYOTA	42	33	430	401
VOLKS WAGEN	22	47	302	500
VOLVO	-	17	12	199
<b>TOTAL</b>	<b>275</b>	<b>722</b>	<b>2.761</b>	<b>7.489</b>

**Graph 6. Sales of new lorries:  
September 2013**



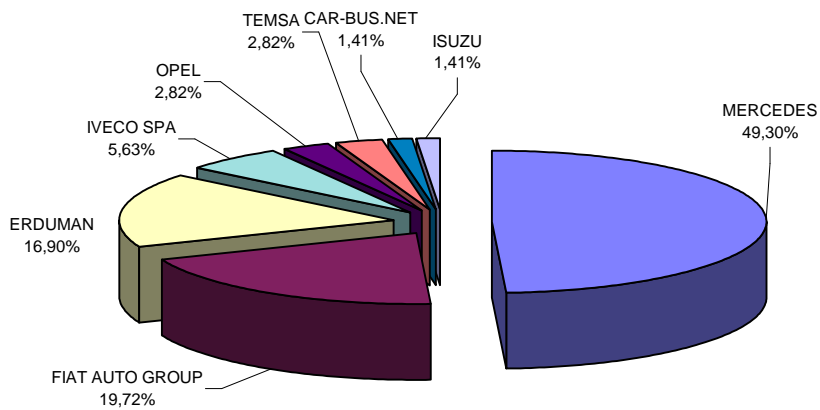
**Graph 7. Sales of new lorries:  
January - September 2013**



**Table 5. Sales of new and used buses by make:  
September and January - September 2013**

Makes	Buses			
	September		Jan. - Sep.	
	new	used	new	used
BOVA	-	2	-	19
CAR-BUS.NET	-	-	1	0
DAF	-	-	-	2
DENNIS	-	-	-	1
ERDUMAN	-	-	12	0
EVOBUS	-	2	-	25
FIAT	-	-	-	1
FIAT AUTO GROUP	1	-	14	0
FIAT-IVECO	-	1	-	2
FORD	-	-	-	5
G.AUWARTER	-	-	-	1
G.B.M. SPA	-	-	-	3
IRIZAR	-	-	-	1
ISUZU	-	-	1	0
IVECO SPA	-	-	4	1
KASSBOHRER	-	-	-	8
MAN	-	4	-	9
MERCEDES	3	5	35	80
NEOPLAN	-	1	-	8
OPEL	-	-	2	0
RENAULT	-	-	-	1
SCANIA	-	1	-	9
SETRA	-	-	-	20
SIN MARCA	-	-	-	1
TEMSA	1	-	2	3
TRANSBUS DENNIS	-	-	-	1
VAN HOOL	-	-	-	1
VOLKS WAGEN	-	1	-	10
VOLVO	-	2	-	11
<b>TOTAL</b>	<b>5</b>	<b>19</b>	<b>71</b>	<b>223</b>

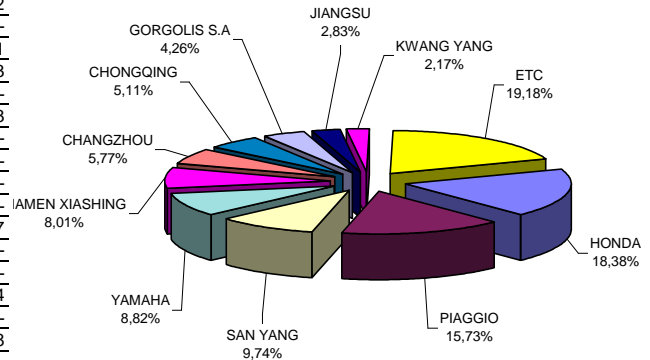
**Graph 8. Sales of new buses:  
January - September 2013**



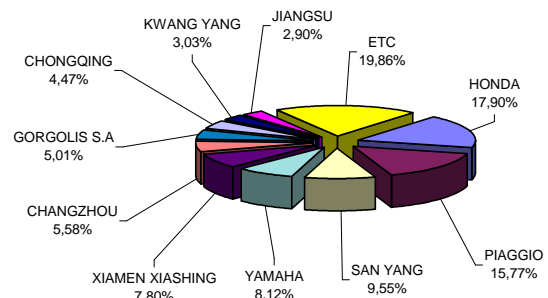
**Table 6. Sales of new and used motorcycles by make or manufacturer:  
September and January - September 2013**

Makes	Motorcycles			
	September		Jan. - Sep.	
	new	used	new	used
AEON MOTOR	1	-	61	1
AMSTRONG	-	-	6	-
APRILIA	-	5	3	29
B.M.W.	33	3	299	19
BETA MOTOR SPA	1	-	13	-
BOMBARDIER INC.	-	-	10	6
BUYANG GROUP CO FA - G300	2	-	20	-
CHANGZHOU	157	2	1.393	13
CHINA JIALING	1	-	2	1
CHONGQING	139	2	1.116	12
CHUNFENG	1	-	3	-
CIXI KINGRING	-	-	4	1
DAELIM	6	-	64	3
DINLI METAL	1	-	16	-
DUCATI	10	1	83	3
EGIMOTORS	1	-	11	-
G.H.E. MOTORHIS	-	-	24	-
GAS GAS	-	-	6	-
GENERIC MOTOR	1	-	9	-
GORGOLIS S.A	116	2	1.250	7
GUANGDONG TAYO	4	-	27	-
GUANGZHOU	2	-	33	-
HARLEY DAVIDSON	2	-	14	14
HERCHEE INDUSTR	-	-	12	-
HONDA	500	20	4.466	188
HUSQVARNA	5	-	22	-
HYOSUNG MOTORS	-	-	28	4
JIANGMEN	5	-	15	-
JIANGMEN DA CHA	7	-	58	-
JIANGMEN SINO-H	1	-	4	-
JIANGSU	77	-	723	1
JI-EE INDUSTRY	-	-	2	1
JINAN QINGQI	-	-	7	1
JONWAY	-	-	14	-
K.L. S.P.A	23	-	182	3
K.T.M	31	1	226	11
KAWASAKI	9	3	114	24
KEEWAY	-	-	3	3
KWANG YANG	59	7	757	103
LIFAN INDUSTRY	9	-	213	-
LML LIMITED (E STAR DELUXE, V	16	-	58	-
LONCIN GROUP	-	-	8	-
LUOYANG NORTHEM	6	-	81	1
MALAGUTI SPA	1	-	4	9
MBK INDUSTRIE	51	2	428	25
MG MOTO	33	-	236	2
MODENA	50	-	319	3
MOTIVE POWER	2	-	7	-
MOTO GUZZI	-	-	9	-
MOTO SPA	1	-	6	5
MV AGUSTA	1	-	5	-
NACIONAL MOTOR	5	1	65	1
NEW FORCE MOTOR	1	-	11	-
NINGBO	-	-	3	-
NIPPONIA SA	1	-	10	-
ODES	2	-	23	-
PEUGEOT	42	1	418	5
PIAGGIO	428	24	3.936	225
QUADRO	3	-	27	-
R.G.P. SRL	-	-	3	-
RIEJU	-	-	3	-
ROYAL ENFIELD	-	-	3	-
S&T MOTORS CO L	1	-	3	1
SAN YANG	265	2	2.384	22
SHANGAI HONLIN	-	-	6	-
SHANGHAI JIALIN	1	-	1	-
SHANGHAI SHENKE	-	-	3	-
SKY TEAM	3	-	34	-
STANDARD MOTOR	-	-	3	1
SUZUKI	23	8	283	93
TAIWAN GOLDEN B	1	-	88	1
TAIZHOU	11	-	58	1
TRIUMPH	17	-	161	5
XIAMEN XIASHING	218	1	1.946	12
XINGYUE GROUP C	-	-	7	-
YAMAHA	240	21	2.026	153
YONGKANG JINLIN	-	-	3	-
ZENGCHENG HAILI	-	-	12	1
ZHEJIANG	44	1	429	7
ZHUZHOU JIANSHE	1	-	2	-
ZONGSHEN INDUST	49	1	513	3
ETC	-	-	14	18
<b>TOTAL</b>	<b>2.721</b>	<b>108</b>	<b>24.952</b>	<b>1.042</b>

**Graph 9. Sales of new motorcycles:  
September 2013**



**Graph 10. Sales of new motorcycles:  
January - September 2013**



## EXPLANATORY NOTES

### Survey on the issuing of new road motor vehicle circulation licenses

The survey on the issuing of new motor vehicle circulation licenses is a census survey. The released data give information, at country level, on the brand and type of the motor vehicle, as well as whether it is new or used. The primary data derive from the Division of Informatics of the Ministry of Infrastructure, Transport and Networks and are based on the issuing of new circulation licences. The survey does not include vehicles that move on rails, trolley busses, agricultural tractors and machinery. In addition, the following are excluded: all motor vehicles of the Armed Forces, Police, Fire Brigade, State Services, Diplomatic Corps, Foreign Missions, and Invalids of Wars, as well as motorcycles with a cylinder capacity less than 50 cc.

### Legal basis

Legislative Decree 3627/56, Law 2392/96, Law 3832/2010

### Reference Period

September 2013

### Coverage

The production of monthly data is based on the registers held by the Ministry of Infrastructure, Transport and Networks, which records all the monthly changes observed in the vehicle registration licences at country level.

### Definitions

**Road motor vehicle** is any vehicle that, irrespective of the number of wheels, is moved by an engine and is designed to transport persons or cargo or both of them, either they are on the same single vehicle or on a trailer carried by the main motor vehicle. **New** road motor vehicle is any motor vehicle that is registered for the first time in Greece during the reference month and has not been put into circulation in any other country. **Used motor** vehicle is any motor vehicle that is registered for the first time in Greece and has been imported as a used one from abroad

**Passenger motor vehicle:** it is a motor vehicle designed to carry mostly people, having no more than 9 seats, including the driver's seat.

**Bus:** it is a motor vehicle, which is designed to carry mostly people, having more than 10 seats, including the driver's seat. (In the corresponding tables of this Press Release, this category also includes articulated buses.)

**Lorry:** it is motor vehicle designed to carry mostly cargo. (In the corresponding tables of this Press Release, this category also includes tractors, tow trucks, articulated tractors, and trucks with trailers).

**Motorcycle:** any two-wheeled motor vehicle, with or without sidecar, with maximum authorized design speed over 45 km/h, or in case it is powered by a combustion engine, with a cylinder capacity of 50 cc or over (In the corresponding tables of this Press Release, this category also includes the three-wheeled motor vehicles – motor tricycles).

**Tricycle motor vehicle:** it is a motor vehicle with three symmetrical wheels with maximum authorized design speed over 45 km/h, or in case it is powered by a combustion engine, with a cylinder capacity over the 50 cc. This category also includes four-wheel vehicles, except the light four-wheel motorcycles, whose empty vehicle tare (excluding the weight of the fuel or mixture of fuel-oil or the weight of the batteries for electric cars) is up to 400 kg in the case the vehicle is designed for passenger use or up to 550 kg in case the vehicle is designed to carry cargo and whose engine is up to 15KW.

### Methodology

Census Survey

### References

More information (graphs, tables) concerning the survey on the issuing of new motor vehicle circulation licences are available on the webpage of ELSTAT, [www.statistics.gr](http://www.statistics.gr), under the link "Statistical Themes > Transport > Vehicles > Vehicle > Vehicle Licensing – Vehicle Fleet