

PRESS RELEASE

Issuing of Motor Vehicle Circulation Licences: April 2013

The Hellenic Statistical Authority announces that in April 2013, 7.248 road motor cars (both new and used from abroad) were put into circulation for the first time, recording a 21,8% increase compared with the corresponding month of 2012. In April 2012, a decrease of 52,7% had been observed in comparison with the corresponding month of 2011.

The new motorcycles (over 50cc) that were put into circulation for the first time in April 2013 amounted to 3.279, against 3.239 in 2012, thus recording a 1,2% increase. In April 2012, a decrease of 25,5% had been observed in comparison with the corresponding month of 2011.

During the period January - April 2013, 26.685 road motor cars (both new and used from abroad) were put into circulation for the first time, representing a 8,8% decrease compared to the corresponding period of 2012. During the period January - April 2012 a decrease of 37,4% had been observed in comparison with the corresponding period of 2011.

During the period January - April 2013 the circulation of new motorcycles (over 50cc) amounted to 8.699, against 8.951 in 2012, thus representing a 2,8% decrease. A decrease of 34,8% had been observed during the period January - April 2012 in comparison with the corresponding period of 2011.

Information:

Division of Statistics on Trade and Services
Section of Transport, Communications and Mass Media

Konstantinos Menexes

Telephone : (0030) 213 1352500

FAX : (0030) 213 1352496

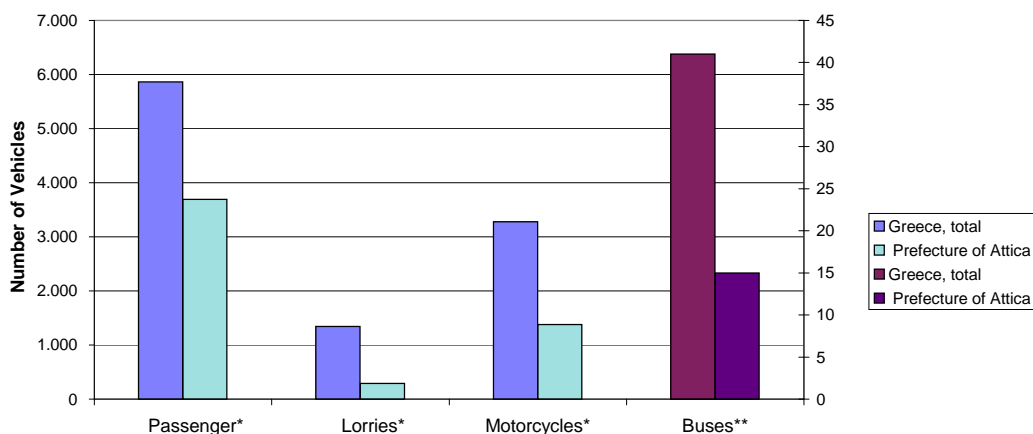
e-mail : menexesk@statistics.gr

**Table 1. Road motor vehicles, both new and used, put into circulation for the first time in Greece:
April 2011 - 2013**

Category of Road Motor Vehicles	April						Change (%)			
	2013		2012		2011		2013/2012		2012/2011	
	Total	Used	Total	Used	Total	Used	Total	Used	Total	Used
Greece, total										
Road Motor Vehicles, total	10.527	1.649	9.191	1.319	16.942	2.084	14,5	25,0	-45,8	-36,7
1. Road motor cars	7.248	1.482	5.952	1.222	12.595	1.967	21,8	21,3	-52,7	-37,9
Passenger Cars	5.863	526	4.894	487	11.022	913	19,8	8,0	-55,6	-46,7
Buses	41	37	62	46	43	37	-33,9	-19,6	44,2	24,3
Lorries	1.344	919	996	689	1.530	1.017	34,9	33,4	-34,9	-32,3
2. Motorcycles > 50 cc	3.279	167	3.239	97	4.347	117	1,2	72,2	-25,5	-17,1
Prefecture of Attica										
Road Motor Vehicles, total	5.375	327	4.434	254	7.986	427	21,2	28,7	-44,5	-40,5
1. Road motor cars	3.999	300	3.160	240	6.203	403	26,6	25,0	-49,1	-40,4
Passenger Cars	3.694	163	2.934	143	5.939	256	25,9	14,0	-50,6	-44,1
Buses	15	14	17	14	8	7	-11,8	0,0	112,5	100,0
Lorries	290	123	209	83	256	140	38,8	48,2	-18,4	-40,7
2. Motorcycles > 50 cc	1.376	27	1.274	14	1.783	24	8,0	92,9	-28,5	-41,7

Category of Road Motor Vehicles	Average May 2012 - Apr. 2013		Average May 2011 - Apr. 2012		Change (%) Average May 2012 - Apr. 2013 / Average May 2011 - Apr. 2012	
	Total	Used	Total	Used	Total	Used
	Greece, total					
Road Motor Vehicles, total	9.046	1.343	12.655	1.706	-28,5	-21,3
1. Road motor cars	6.260	1.251	9.073	1.616	-31,0	-22,6
Passenger Cars	5.135	447	7.726	750	-33,5	-40,4
Buses	32	25	35	27	-8,6	-7,4
Lorries	1.093	779	1.312	839	-16,7	-7,2
2. Motorcycles > 50 cc	2.786	92	3.582	90	-22,2	2,2

Graph 1. New registrations of motor vehicles: April 2013



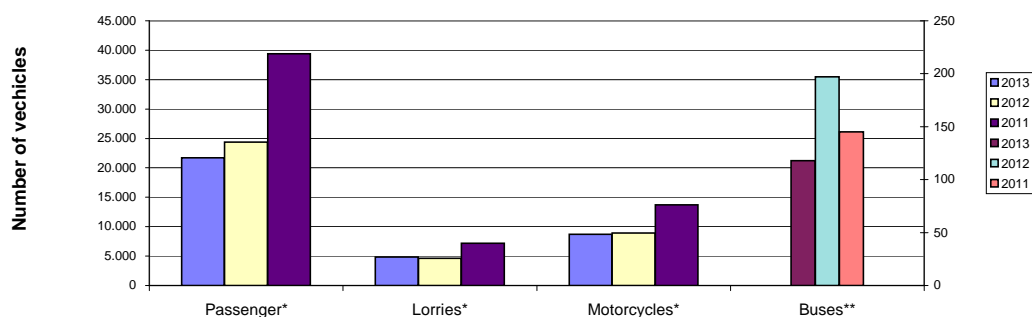
* For Passenger motor vehicles, Lorries and Motorcycles see the left axis scale

** For Buses see the right axis scale

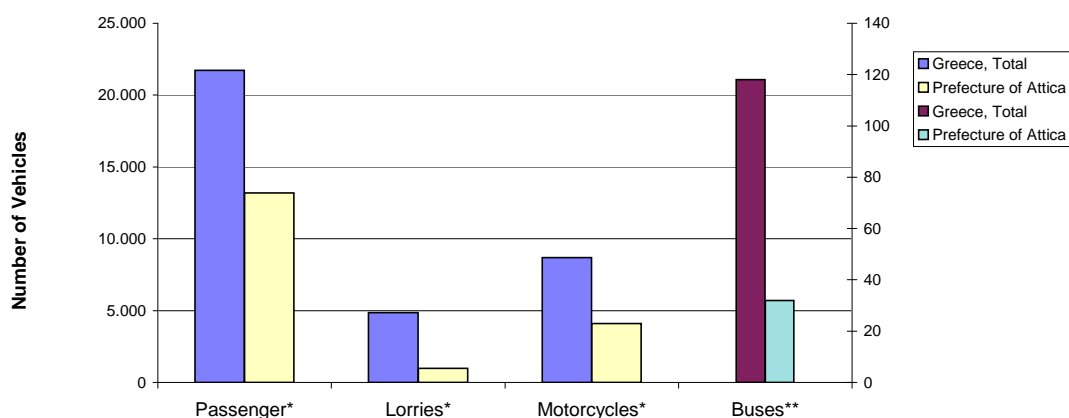
**Table 2. Road motor vehicles, both new and used, put into circulation for the first time in Greece:
Jan. - Apr. 2011 - 2013**

Category of Road Motor Vehicles	January - April						Change (%)			
	2013		2012		2011		2013/2012		2012/2011	
	Total	Used	Total	Used	Total	Used	Total	Used	Total	Used
Greece, total										
Road Motor Vehicles, total	35.384	6.370	38.195	6.611	60.460	9.212	-7,4	-3,6	-36,8	-28,2
1. Road motor cars	26.685	5.953	29.244	6.307	46.740	8.789	-8,8	-5,6	-37,4	-28,2
Passenger Cars	21.714	2.230	24.395	2.868	39.417	4.061	-11,0	-22,2	-38,1	-29,4
Buses	118	103	197	145	145	109	-40,1	-29,0	35,9	33,0
Lorries	4.853	3.620	4.652	3.294	7.178	4.619	4,3	9,9	-35,2	-28,7
2. Motorcycles > 50 cc	8.699	417	8.951	304	13.720	423	-2,8	37,2	-34,8	-28,1
Prefecture of Attica										
Road Motor Vehicles, total	18.315	1.242	18.564	1.247	29.559	1.957	-1,3	-0,4	-37,2	-36,3
1. Road motor cars	14.213	1.164	14.352	1.178	22.769	1.813	-1,0	-1,2	-37,0	-35,0
Passenger Cars	13.192	644	13.507	754	21.564	1.182	-2,3	-14,6	-37,4	-36,2
Buses	32	25	58	40	40	27	-44,8	-37,5	45,0	48,1
Lorries	989	495	787	384	1.165	604	25,7	28,9	-32,4	-36,4
2. Motorcycles > 50 cc	4.102	78	4.212	69	6.790	144	-2,6	13,0	-38,0	-52,1

**Graph 2. New motor vehicle circulation licences: comparative data
January - April 2011, 2012, 2013**



Graph 3. New registrations of motor vehicles: January - April 2013



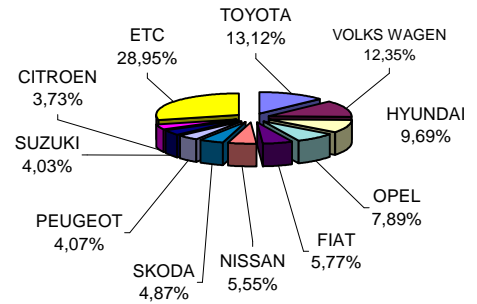
* For Passenger motor vehicles, Lorries and Motorcycles see the left axis scale

** For the Buses see the right axis scale

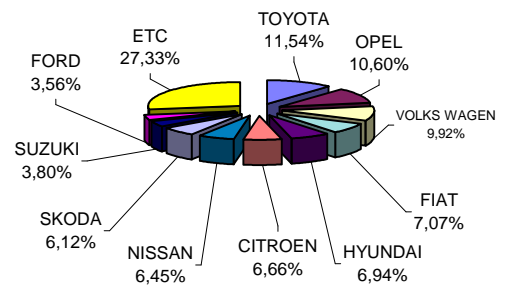
**Table 3. Sales of new and used passenger cars by make:
April and January - April 2013**

Makes	Passenger cars			
	April		Jan. - Apr.	
	new	used	new	used
ALFA ROMEO	79	2	235	5
AUDI	159	15	570	61
B.M.W.	189	10	442	66
BENTLEY	1	-	1	-
CHEVROLET	3	1	13	6
CHRYSLER	-	-	-	5
CITROEN	199	17	1.298	81
DACIA	15	-	73	-
DAEWOO	-	-	-	2
DAIHATSU	11	2	52	5
DODGE	1	-	9	-
FIAT	308	46	1.378	159
FORD	181	34	694	130
GM KOREA (CHEVROLET)	42	-	177	-
HOBBY	-	-	1	-
HONDA	63	5	238	24
HYUNDAI	517	2	1.352	18
IVECO SPA	1	-	1	-
JAGUAR	-	-	-	5
JAGUAR LAND ROVER LIMITED	3	-	3	-
KEWET	-	-	-	1
KIA	56	4	381	16
LADA	-	-	-	1
LANCIA	85	1	282	6
LAND ROVER	-	-	8	3
MAZDA	2	2	8	8
MERCEDES	171	42	466	138
MINI	55	1	183	11
MITSUBISHI	19	4	143	14
NISSAN	296	8	1.257	26
OPEL	421	102	2.066	411
PEUGEOT	217	7	622	44
PORSCHE	2	-	4	5
RENAULT	96	13	350	53
SAAB	1	1	2	3
SEAT	139	-	498	9
SKODA	260	5	1.193	31
SMART	44	111	131	457
SSANGYONG	-	1	-	1
SUBARU	1	1	2	3
SUZUKI	215	14	740	70
TOYOTA	700	45	2.249	233
VOLKS WAGEN	659	26	1.932	108
VOLVO	126	4	430	11
TOTAL	5.337	526	19.484	2.230

**Graph 4. Sales of new passenger cars:
April 2013**



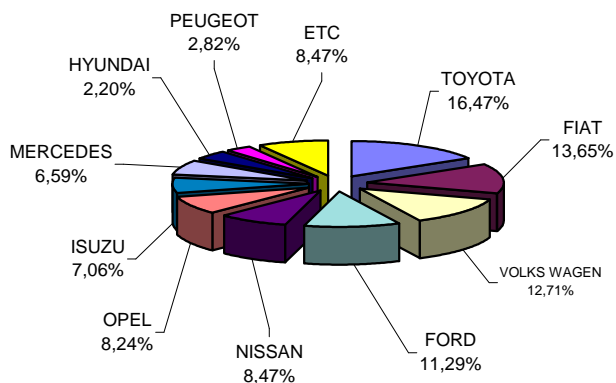
**Graph 5. Sales of new passenger cars:
January - April 2013**



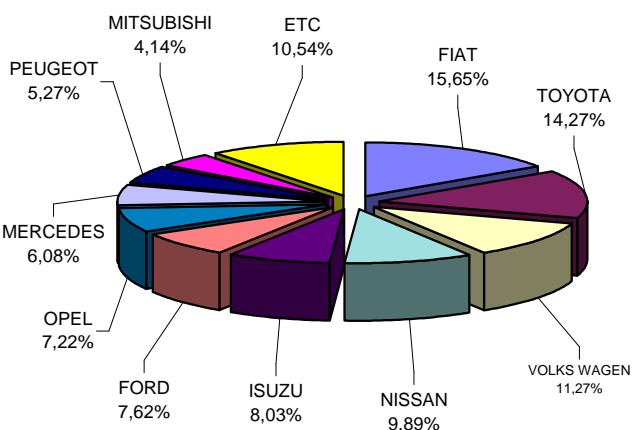
**Table 4. Sales of new and used lorries by make:
April and January - April 2013**

Makes	Lorries			
	April		Jan. - Apr.	
	new	used	new	used
CADILLAC	-	-	-	1
CHEVROLET	-	-	1	-
CHONGQI	-	1	1	1
CHRYSLER	-	1	-	1
CITROEN	10	10	38	40
D.K.W.	-	-	-	1
DACIA	-	2	1	3
DAEWOO	-	1	-	2
DAF	1	15	9	58
DAIHATSU	-	1	-	6
FIAT	58	64	193	282
FIAT-IVECO	-	4	-	22
FORD	48	69	94	346
G.M.C.	-	-	-	1
GENERAL MOTORS	-	-	-	1
HONDA	-	-	-	1
HYUNDAI	-	2	-	6
ISUZU	30	13	99	45
IVECO MAGIRUS	2	2	5	4
IVECO SPA	6	9	20	21
KIA	-	-	-	2
MAHINDRA & MAHI	2	-	4	-
MAN	4	43	5	132
MAN TRUCK & BUS	6	-	7	1
MAZDA	1	18	3	105
MERCEDES	28	181	75	689
mitsubishi	18	67	51	272
NISSAN	36	75	122	378
OAF	-	-	-	1
OPEL	35	77	89	314
PEUGEOT	12	10	65	33
PFAU	-	1	-	1
PIAGGIO	1	-	12	5
RENAULT	-	29	8	120
SCANIA	1	26	6	80
SEAT	-	1	-	7
SKODA	-	18	1	82
SOVAB	-	1	-	1
SSANGYONG	-	-	1	-
SUZUKI	-	2	-	4
TOYOTA	70	58	176	215
VOLKS WAGEN	54	86	139	244
VOLVO	2	32	8	92
TOTAL	425	919	1.233	3.620

Graph 6. Sales of new lorries: April 2013



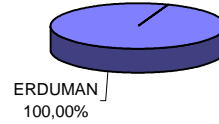
Graph 7. Sales of new lorries: January - April 2013



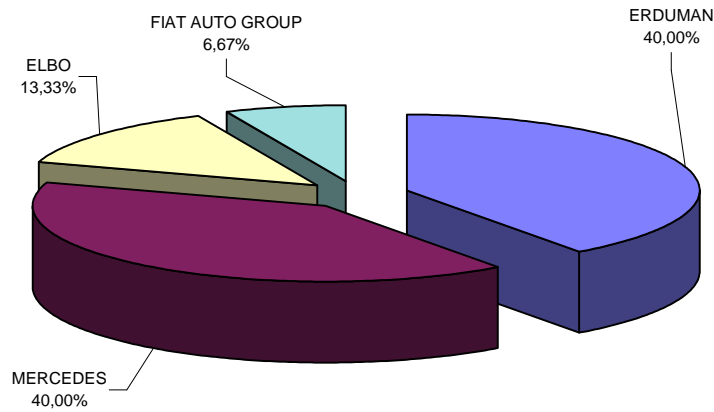
**Table 5. Sales of new and used buses by make:
April and January - April 2013**

Makes	Buses			
	April		Jan. - Apr.	
	new	used	new	used
BOVA	-	1	-	6
ERDUMAN	4	-	6	-
EVOBUS	-	6	-	16
FIAT	-	-	-	1
FIAT AUTO GROUP	-	-	1	-
FORD	-	-	-	3
G.AUWARTER	-	-	-	1
G.B.M. SPA	-	-	-	2
IVECO SPA	-	1	2	1
KASSBOHRER	-	1	-	6
MAN	-	-	-	4
MERCEDES	-	11	6	31
NEOPLAN	-	-	-	2
RENAULT	-	-	-	1
SCANIA	-	1	-	3
SETRA	-	5	-	10
SIN MARCA	-	1	-	1
TEMSA	-	-	-	1
TRANSBUS DENNIS	-	-	-	1
VAN HOOL	-	1	-	1
VOLKS WAGEN	-	7	-	7
VOLVO	-	2	-	5
TOTAL	4	37	15	103

Graph 8. Sales of new buses: April 2013



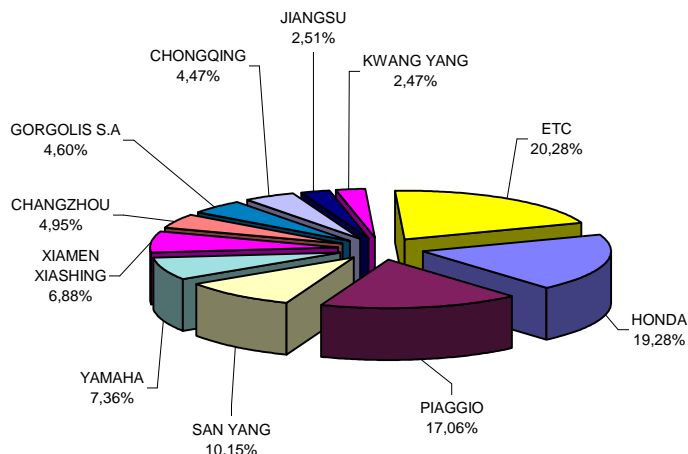
**Graph 9. Sales of new buses:
January - April 2013**



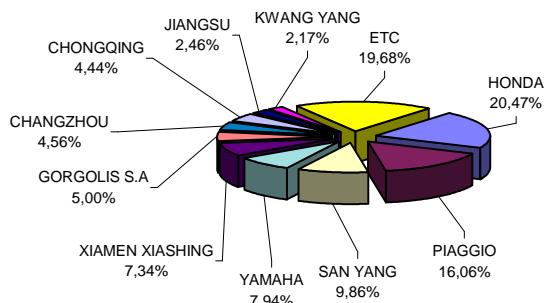
**Table 6. Sales of new and used motorcycles by make or manufacturer:
April and January - April 2013**

Makes	Motorcycles			
	April		Jan. - Apr.	
	new	used	new	used
AEON MOTOR	4	-	9	1
APRILIA	2	5	2	11
B.M.W.	43	1	105	7
BETA MOTOR SPA	4	-	7	-
BOMBARDIER INC.	1	-	7	6
BUYANG GROUP CO FA - G300	-	-	4	-
CHANGZHOU	154	3	378	7
CHONGQING	139	1	368	4
CHUNFENG	1	-	2	-
CIXI KINGRING	1	-	2	-
DAELIM	8	1	20	2
DINLI METAL	-	-	3	-
DUCATI	17	-	27	-
EGIMOTORS	5	-	5	-
G.H.E. MOTORHIS	1	-	23	-
GAS GAS	-	-	4	-
GENERIC MOTOR	2	-	5	-
GORGOLIS S.A	143	-	414	2
GUANGDONG TAYO	2	-	5	-
GUANGZHOU	3	-	13	-
HARLEY DAVIDSON	1	1	5	9
HERCHEE INDUSTR	3	-	7	-
HONDA	600	18	1.695	63
HUSQVARNA	-	-	3	-
HYOSUNG MOTORS	-	1	16	1
JIANGMEN	1	-	5	-
JIANGMEN DA CHA	12	-	23	-
JIANGSU	78	-	204	-
JINAN QINGQI	1	-	3	-
JONWAY	1	-	2	-
K.L. S.P.A	30	1	83	2
K.T.M	28	1	103	2
KAWASAKI	20	5	46	8
KWANG YANG	77	28	180	47
LIFAN INDUSTRY	59	-	131	-
LML LIMITED (E STAR DELUXE,	-	-	4	-
LUOYANG NORTHEM	5	-	24	-
MALAGUTI SPA	1	2	1	4
MBK INDUSTRIE	48	3	95	9
MG MOTO	31	1	58	1
MODENA	40	-	91	1
MOTIVE POWER	-	-	3	-
MOTO GUZZI	1	-	4	-
MOTO SPA	1	2	3	5
NACIONAL MOTOR	6	-	22	-
NEW FORCE MOTOR	2	-	4	-
NIPPONIA SA	1	-	3	-
ODES	2	-	2	-
PEUGEOT	44	1	144	2
PIAGGIO	531	35	1.330	88
QUADRO	9	-	13	-
R.G.P. SRL	1	-	3	-
ROYAL ENFIELD	2	-	3	-
S&T MOTORS CO L	1	-	1	-
SAN YANG	316	3	817	11
SHANGAI HONLIN	1	-	1	-
SHANGHAI SHENKE	2	-	2	-
SKY TEAM	6	-	15	-
SUZUKI	36	17	97	32
TAIWAN GOLDEN B	3	-	5	1
TAIZHOU	5	1	22	1
TRIUMPH	26	1	46	3
XIAMEN XIASHING	214	1	608	6
YAMAHA	229	26	658	63
YONGKANG GOLDEN	1	-	1	-
ZENGCHENG HAILI	3	1	5	1
ZHEJIANG	12	1	60	1
ZHEJIANG FUXIN	1	-	2	-
ZHEJIANG HONGZH	1	-	2	-
ZHEJIANG LINGYU	13	-	37	1
ZHEJIANG SANYE FUXIN MOTO	3	-	5	-
ZHEJIANG WUYI ZHENHUA VEH	1	-	1	-
ZONGSHEN INDUST	72	1	164	2
ETC	-	5	17	13
TOTAL	3.112	167	8.282	417

Graph 10. Sales of new motorcycles: April 2013



Graph 11. Sales of new motorcycles: January - April 2013



EXPLANATORY NOTES

Survey on the issuing of new road motor vehicle circulation licenses

The survey on the issuing of new motor vehicle circulation licenses is a census survey. The released data give information, at country level, on the brand and type of the motor vehicle, as well as whether it is new or used. The primary data derive from the Division of Informatics of the Ministry of Infrastructure, Transport and Networks and are based on the issuing of new circulation licences. The survey does not include vehicles that move on rails, trolley busses, agricultural tractors and machinery. In addition, the following are excluded: all motor vehicles of the Armed Forces, Police, Fire Brigade, State Services, Diplomatic Body, Foreign Missions, and Invalids of Wars, as well as motorcycles with a cylinder capacity less than 50 cc.

Legal basis

Legislative Decree 3627/56, Law 2392/96, Law 3832/2010

Reference Period

April 2013

Coverage

The production of monthly data is based on the registers held by the Ministry of Infrastructure, Transport and Networks, which records all the monthly changes observed in the vehicle registration licences at country level.

Definitions

Road motor vehicle is any vehicle that, irrespective of the number of wheels, is moved by an engine and is designed to transport persons or cargo or both of them, either they are on the same single vehicle or on a trailer carried by the main motor vehicle. **New** road motor vehicle is any motor vehicle that is registered for the first time in Greece during the reference month and has not been put into circulation in any other country. **Used motor** vehicle is any motor vehicle that is registered for the first time in Greece and has been imported as a used one from abroad

Passenger motor vehicle: it is a motor vehicle designed to carry mostly people, having not more than 9 seats, including the driver's seat.

Bus: it is a motor vehicle, which is designed to carry mostly people, having more than 10 seats, including the driver's seat. (In the corresponding tables of this Press Release, this category also includes articulated buses.)

Lorry: it is motor vehicle designed to carry mostly cargo. (In the corresponding tables of this Press Release, this category also includes tractors, towing trucks, articulated tractors, and trucks with trailers).

Motorcycle: any two-wheeled motor vehicle, with or without sidecar, with maximum authorized design speed over 45 km/h, or in case it is powered by a combustion engine, with a cylinder capacity of 50 cc or over (In the corresponding tables of this Press Release, this category also includes the three-wheeled motor vehicles – motor tricycles).

Tricycle motor vehicle: it is a motor vehicle with three symmetrical wheels with maximum authorized design speed over 45 km/h, or in case it is powered by a combustion engine, with a cylinder capacity over the 50 cc. This category also includes four-wheel vehicles, except the light four-wheel motorcycles, whose empty vehicle tare (excluding the weight of the fuel or mixture of fuel-oil or the weight of the batteries for electric cars) is up to 400 kg in the case the vehicle is designed for passenger use or up to 550 kg in case the vehicle is designed to carry cargo and whose engine is up to 15KW.

Methodology

Census Survey

References

More information (graphs, tables) concerning the survey on the issuing of new motor vehicle circulation licences are available on the webpage of ELSTAT, www.statistics.gr, under the link "Statistical Themes > Transport > Vehicles > Vehicle > Vehicle Licensing – Vehicle Fleet