



HELLENIC REPUBLIC  
HELLENIC STATISTICAL AUTHORITY

Piraeus, 3 - 12 - 2010

## PRESS RELEASE

A 34,0% decrease in new road motor cars licences during the period of:  
January - November 2010

### **Issuing of Vehicle Circulation Licences :        November 2010**

The Hellenic Statistical Authority announces that during the period of January - November 2010, 178.456 road motor cars (both new and used abroad) were put into circulation for the first time, representing a decrease of 34,0% compared to the corresponding period of 2009. A decrease of 19,5% had been observed during the period of January - November 2009, compared to 2008.

Furthermore, the circulation of new motorcycles (above 50cc) during the period of January - November 2010 amounted to 59.581, against 69.184 in 2009 representing a 13,9% decrease. A decrease of 30,5% had been observed during the period of January - November 2009 compared to the corresponding period of 2008.

Information:

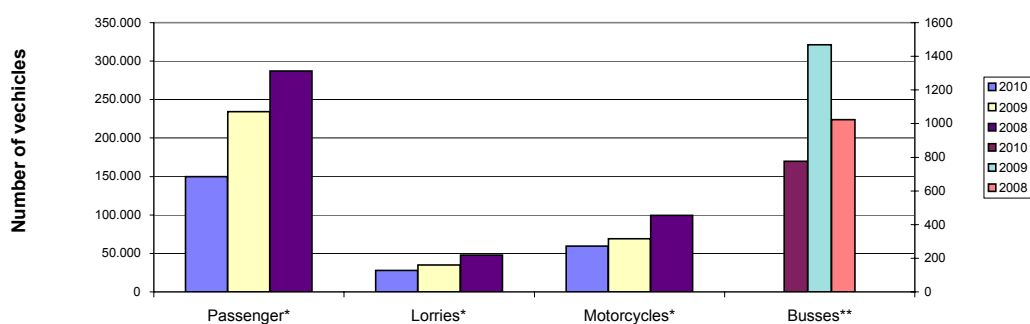
Division on Statistics on Trade and Services  
Section of Transport, Communications and Mass Media

Konstantinos Menexes  
Telephone : (0030) 213 1352500  
FAX : (0030) 213 1352496  
e-mail : menexesk@statistics.gr

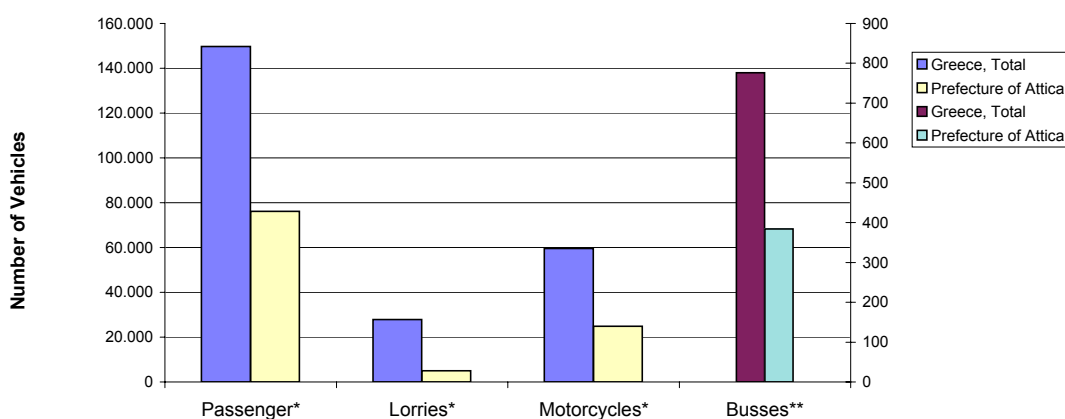
**Table 1. Road motor vehicles, both new and used, put into circulation for the first time in Greece : Jan - Nov. 2008 - 2010**

Category of Road Motor Vehicles	January - November						Change (%)			
	2010		2009		2008		2010/2009		2009/2008	
	Total	Used	Total	Used	Total	Used	Total	Used	Total	Used
<b>Greece, total</b>										
<b>Road Motor Vehicles, total</b>	<b>238.037</b>	<b>31.115</b>	<b>339.729</b>	<b>45.968</b>	<b>435.480</b>	<b>55.612</b>	<b>-29,9</b>	<b>-32,3</b>	<b>-22,0</b>	<b>-17,3</b>
<b>1. Road motor cars</b>	<b>178.456</b>	<b>29.591</b>	<b>270.545</b>	<b>43.878</b>	<b>335.946</b>	<b>52.745</b>	<b>-34,0</b>	<b>-32,6</b>	<b>-19,5</b>	<b>-16,8</b>
Passenger Cars	149.772	12.726	234.159	23.647	287.151	28.200	-36,0	-46,2	-18,5	-16,1
Busses	776	377	1.469	493	1.023	484	-47,2	-23,5	43,6	1,9
Lorries	27.908	16.488	34.917	19.738	47.772	24.061	-20,1	-16,5	-26,9	-18,0
<b>2. Motorcycles &gt; 50 cc</b>	<b>59.581</b>	<b>1.524</b>	<b>69.184</b>	<b>2.090</b>	<b>99.534</b>	<b>2.867</b>	<b>-13,9</b>	<b>-27,1</b>	<b>-30,5</b>	<b>-27,1</b>
<b>Prefecture of Attica</b>										
<b>Road Motor Vehicles, total</b>	<b>106.313</b>	<b>6.495</b>	<b>149.549</b>	<b>11.302</b>	<b>191.167</b>	<b>14.816</b>	<b>-28,9</b>	<b>-42,5</b>	<b>-21,8</b>	<b>-23,7</b>
<b>1. Road motor cars</b>	<b>81.521</b>	<b>6.018</b>	<b>120.761</b>	<b>10.703</b>	<b>152.609</b>	<b>14.054</b>	<b>-32,5</b>	<b>-43,8</b>	<b>-20,9</b>	<b>-23,8</b>
Passenger Cars	76.145	4.131	113.613	7.892	142.656	10.062	-33,0	-47,7	-20,4	-21,6
Busses	384	95	529	135	411	171	-27,4	-29,6	28,7	-21,1
Lorries	4.992	1.792	6.619	2.676	9.542	3.821	-24,6	-33,0	-30,6	-30,0
<b>2. Motorcycles &gt; 50 cc</b>	<b>24.792</b>	<b>477</b>	<b>28.788</b>	<b>599</b>	<b>38.558</b>	<b>762</b>	<b>-13,9</b>	<b>-20,4</b>	<b>-25,3</b>	<b>-21,4</b>

**Graph 1. Comparison between new vehicle circulation licences: January - November 2008 - 2010**



**Graph 2. New registrations of Vehicles: January - November 2010**



\* For Passenger motor vehicles, Lorries and Motorcycles see the left axis scale

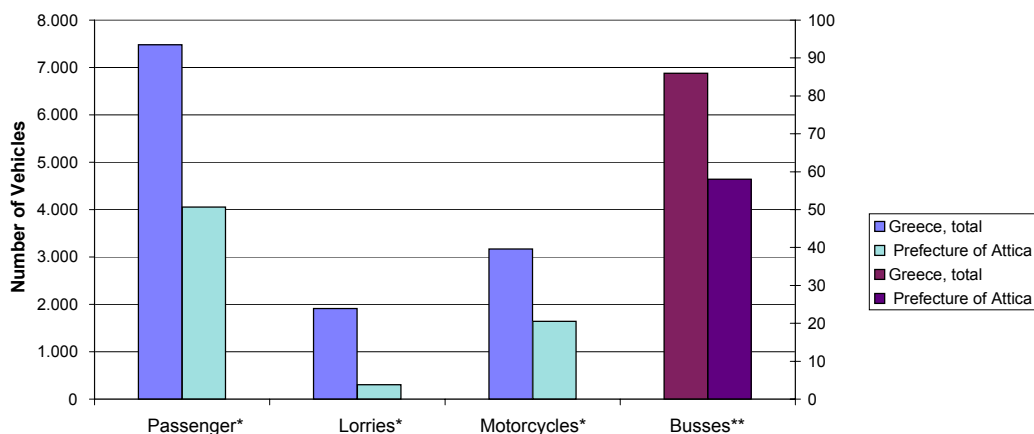
\*\* For the Busses see the right axis scale

**Table 2. Road motor vehicles, both new and used, put into circulation for the first time in Greece : November 2008 - 2010**

Category of Road Motor Vehicles	November						Change (%)			
	2010		2009		2008		2010/2009		2009/2008	
	Total	Used	Total	Used	Total	Used	Total	Used	Total	Used
<b>Greece, total</b>										
Road Motor Vehicles,total	12.647	2.051	26.469	3.212	22.966	3.277	-52,2	-36,1	15,3	-2,0
<b>1. Road motor cars</b>	<b>9.475</b>	<b>1.971</b>	<b>22.991</b>	<b>3.139</b>	<b>18.215</b>	<b>3.138</b>	<b>-58,8</b>	<b>-37,2</b>	<b>26,2</b>	<b>0,0</b>
Passenger Cars	7.477	703	19.253	1.162	14.778	1.379	-61,2	-39,5	30,3	-15,7
Busses	86	24	46	33	62	38	87,0	-27,3	-25,8	-13,2
Lorries	1.912	1.244	3.692	1.944	3.375	1.721	-48,2	-36,0	9,4	13,0
<b>2. Motorcycles &gt; 50 cc</b>	<b>3.172</b>	<b>80</b>	<b>3.478</b>	<b>73</b>	<b>4.751</b>	<b>139</b>	<b>-8,8</b>	<b>9,6</b>	<b>-26,8</b>	<b>-47,5</b>
<b>Prefecture of Attica</b>										
Road Motor Vehicles,total	6.062	434	12.002	803	10.762	923	-49,5	-46,0	11,5	-13,0
<b>1. Road motor cars</b>	<b>4.422</b>	<b>404</b>	<b>10.173</b>	<b>758</b>	<b>8.560</b>	<b>885</b>	<b>-56,5</b>	<b>-46,7</b>	<b>18,8</b>	<b>-14,4</b>
Passenger Cars	4.057	242	9.289	465	7.792	529	-56,3	-48,0	19,2	-12,1
Busses	58	7	11	7	21	18	427,3	0,0	-47,6	-61,1
Lorries	307	155	873	286	747	338	-64,8	-45,8	16,9	-15,4
<b>2. Motorcycles &gt; 50 cc</b>	<b>1.640</b>	<b>30</b>	<b>1.829</b>	<b>45</b>	<b>2.202</b>	<b>38</b>	<b>-10,3</b>	<b>-33,3</b>	<b>-16,9</b>	<b>18,4</b>

Category of Road Motor Vehicles	Average Dec. 2009 - Nov 2010.		Average Dec. 2008 - Nov 2009.		Change (%) Average Dec. 2009 - Nov 2010. / Average Dec. 2008 - Nov 2009.	
	Total	Used	Total	Used	Total	Used
	<b>Greece, total</b>					
Road Motor Vehicles,total	21.236	2.760	29.531	4.018	-28,1	-31,3
<b>1. Road motor cars</b>	<b>15.943</b>	<b>2.629</b>	<b>23.496</b>	<b>3.839</b>	<b>-32,1</b>	<b>-31,5</b>
Passenger Cars	13.346	1.119	20.238	2.034	-34,1	-45,0
Busses	70	36	130	45	-46,2	-20,0
Lorries	2.527	1.474	3.128	1.760	-19,2	-16,3
<b>2. Motorcycles &gt; 50 cc</b>	<b>5.293</b>	<b>131</b>	<b>6.035</b>	<b>179</b>	<b>-12,3</b>	<b>-26,8</b>

**Graph 3. New registrations of vehicles : November 2010**



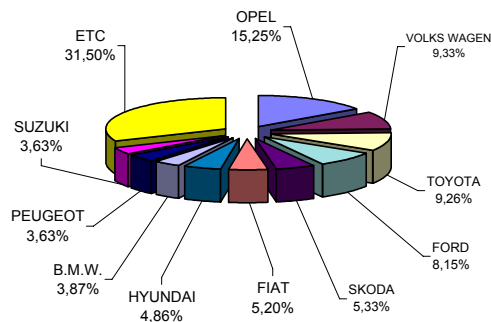
\* For Passenger motor vehicles, Lorries and Motorcycles see the left axis scale

\*\* For the Busses see the right axis scale

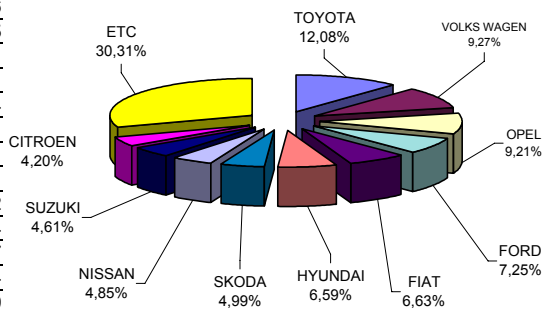
**Table 3. Sales of new and used passenger cars per make :  
November and January - November 2010**

Makes	Passenger cars			
	November		Jan - Nov.	
	new	used	new	used
ALFA ROMEO	211	-	1.438	45
ARIEL	-	-	0	1
ASIA	-	-	0	3
ASTON MARTIN	-	-	1	1
AUDI	173	14	2.987	434
AUSTIN	-	-	0	2
AUTOCARABANS - RIMOR SPA	-	-	0	4
B.M.W.	262	17	3.562	1.086
BENTLEY	-	-	5	2
BRABUS	-	-	0	1
BUICK	-	-	-	1
CADILLAC	-	-	1	1
CHANGA CO	-	-	11	-
CHENYANG	-	-	2	-
CHEVROLET	106	1	2.955	29
CHEVROLET (GENERAL MOTOR)	-	-	2	1
CHONGQI	-	-	13	1
CHRYSLER	8	2	389	67
CITROEN	185	15	5.758	152
DACIA	48	1	757	7
DAEWOO	-	-	-	19
DAIHATSU	61	9	1.819	132
DODGE	20	-	278	3
DONGFEN	-	-	1	-
FERRARI	-	-	3	3
FIAT	352	30	9.083	346
FIAT AUTO SPA	-	-	15	2
FORD	552	20	9.942	335
G.M.C.	-	-	-	1
GENERAL MOTORS	-	1	-	7
HOLDEN	-	-	-	1
HONDA	72	14	2.460	283
HONGXING	1	-	65	2
HUMMER	-	-	12	-
HYMER AG	-	-	-	4
HYUNDAI	329	4	9.036	94
ISUZU	-	-	1	2
JACK INTERNATIO	-	-	9	-
JAGUAR	2	-	15	13
JIANGLING LANDWIND	-	-	1	-
KEWET	-	1	-	1
KIA	114	5	2.386	38
LADA	1	-	36	3
LAMBORGHINI	-	-	1	2
LANCIA	14	1	472	16
LAND ROVER	1	1	52	55
LEYLAND	-	-	-	1
LOTUS	-	-	1	1
MASERATI	-	-	2	4
MAZDA	72	2	1.826	81
MERCEDES	178	104	2.834	3.061
MG	-	-	-	1
MINI MAFER	-	-	-	2
MINI MITSUBISHI	86	5	1.825	84
NISSAN	223	11	6.652	137
OPEL	1.033	72	12.620	954
PEUGEOT	246	16	4.955	169
PORSCHE	1	1	97	54
RENAULT	113	9	2.959	157
SAAB	14	-	222	33
SATURN	-	-	-	1
SEAT	175	1	3.719	66
SHIJIAZHANG SH	-	-	1	-
SHUANGHUAN AUTO	-	-	1	-
SKODA	361	1	6.832	75
SMART	147	224	1.836	2.669
SSANGYONG	15	-	81	3
SUBARU	24	2	542	29
SUZUKI	246	22	6.320	434
TOYOTA	627	69	16.552	837
TRABANT	-	-	-	1
TRIUMPH	-	-	-	1
VAUXHALL	-	-	-	1
VOLKS WAGEN	632	27	12.706	635
VOLVO	69	1	894	31
WILLYS	-	-	-	4
ZOTYE	-	-	1	-

**Graph 4. Sales of new passenger cars :  
November 2010**



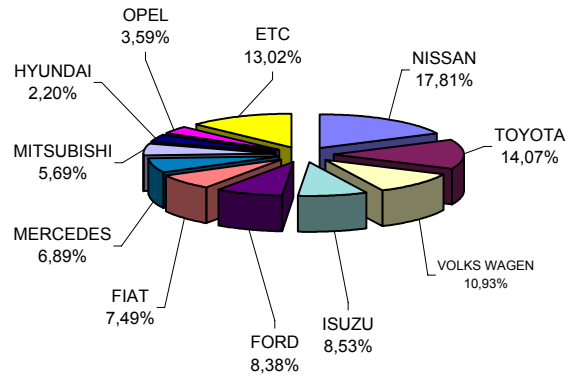
**Graph 5. Sales of new passenger cars :  
January - November 2010**



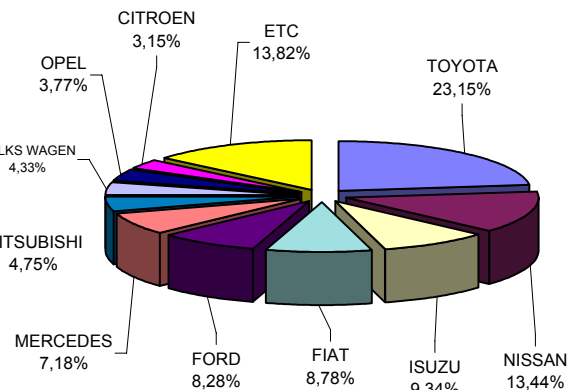
**Table 4. Sales of new and used lorries per make:  
November and January - November 2010**

Makes	Lorries			
	November		Jan - Nov.	
	new	used	new	used
ASTRA	-	-	-	2
B.M.C.	3	-	9	-
B.M.W.	-	-	-	1
CADILLAC	-	-	-	1
CHANGAN CO	-	-	1	-
CHEVROLET	-	-	1	11
CHONGQI	1	-	28	-
CHRYSLER	-	1	-	7
CITROEN	22	10	360	109
DACIA	24	-	296	8
DAEWOO	-	-	-	3
DAF	1	7	71	213
DAIHATSU	-	6	-	42
DENNIS ENGL	-	-	5	1
DFM	1	-	10	-
DODGE	-	-	-	9
FAP	-	-	-	1
FIAT	50	54	1.003	457
FIAT-IVECO	-	6	4	64
FORD	56	113	946	1.320
FUJI HEAVY	-	-	-	1
G.M.C.	-	-	-	4
GENERAL MOTORS	-	2	-	6
HANOMAG (AVRAS)	-	-	-	1
HONDA	-	-	-	1
HYUNDAI	-	5	4	61
IBC VEHICLES	-	-	-	1
INNOCENTI	-	-	-	1
ISUZU	57	15	1.067	204
IVECO MAGIRUS	1	2	22	25
IVECO SPA	7	2	155	49
KIA	-	1	-	10
LEYLAND AUSTR.	-	-	-	1
MAGIRUS	-	-	-	1
MAHINDRA & MAHI	4	-	31	-
MAN	10	45	137	752
MAZDA	13	40	184	391
MERCEDES	46	302	820	4.462
MINIBUS	38	149	543	1.774
NISSAN	119	144	1.535	1.604
OAF	-	-	-	3
OPEL	24	61	430	760
PEUGEOT	7	3	181	98
PFAU	-	-	-	4
PIAGGIO	2	2	102	27
RENAULT	6	24	123	393
ROVER	-	1	1	2
SAAB	-	-	-	2
SCANIA	2	20	71	332
SEAT	1	3	1	28
SKODA	-	27	5	245
SOVAB	-	-	1	10
SSANGYONG	-	-	7	1
STEYER	-	-	-	2
SUBARU	-	-	-	1
SUZUKI	-	5	4	48
TERBERG	-	-	-	1
TOYOTA	94	75	2.644	1.049
VOLKS WAGEN	73	85	494	1.309
VOLVO	6	34	123	575
ZX AUTO	-	-	1	-
<b>TOTAL</b>	<b>668</b>	<b>1.244</b>	<b>11.420</b>	<b>16.488</b>

**Graph 6. Sales of new lorries: November 2010**



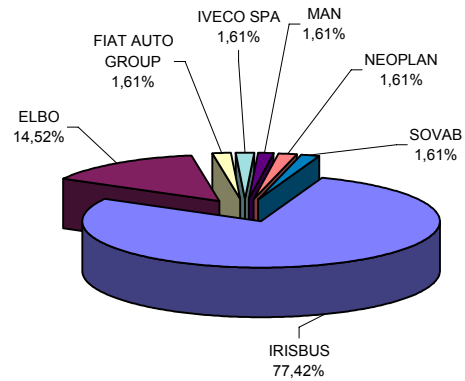
**Graph 7. Sales of new lorries :  
January - November 2010**



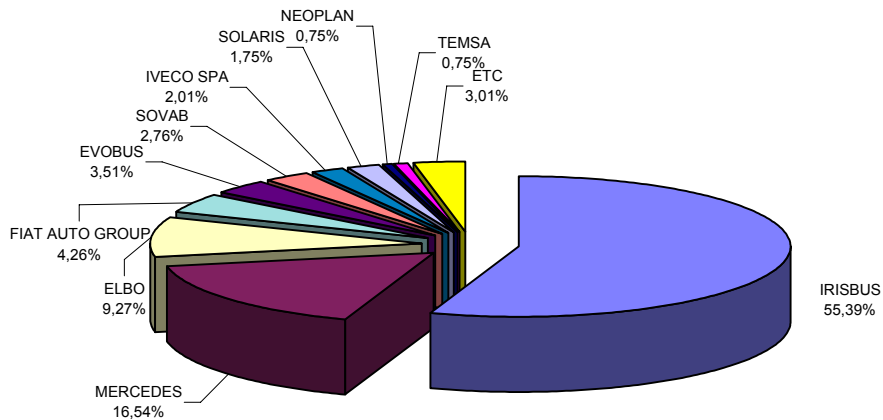
**Table 5. Sales of new and used busses per make :  
November and January - November 2010**

Makes	Busses			
	November		Jan - Nov.	
	new	used	new	used
ANADOLU ISUZU	-	-	2	-
BOVA	-	2	2	21
CITROEN	-	-	1	-
EVOBUS	-	1	14	50
FIAT	-	-	1	2
FIAT AUTO GROUP	1	-	17	-
FIAT-IVECO	-	-	-	3
FORD	-	-	1	8
G.AUWARTER	-	1	-	7
GULERYUZ KAROSE	-	-	-	1
IRISBUS	48	-	221	1
ISUZU	-	-	-	4
IVECO SPA	1	-	8	-
KASSBOHRER	-	1	-	11
KUTSENITS-HORNSTEIN	-	-	-	1
LEOMAR	-	-	-	1
MAN	1	4	2	44
MERCEDES	9	11	66	158
MITSUBISHI	-	-	-	2
NEOPLAN	1	2	3	17
OTOKAR OTOBUS	-	-	1	-
RENAULT	-	-	-	3
SCANIA	-	-	-	5
SETRA	-	1	-	13
SOLARIS	-	-	7	-
SOVAB	1	-	11	1
TEMSA	-	-	3	2
TOYOTA	-	-	-	1
TROEGMOLLER	-	-	-	9
VAN HOOL	-	-	-	1
VOLVO	-	-	2	7
ELBO	-	-	37	3
SFAKIANAKIS	-	1	-	1
<b>TOTAL</b>	<b>62</b>	<b>24</b>	<b>399</b>	<b>377</b>

**Graph 8. Sales of new busses : November 2010**



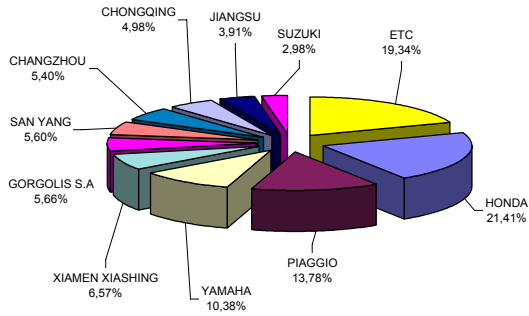
**Graph 9. Sales of new busses January - November 2010**



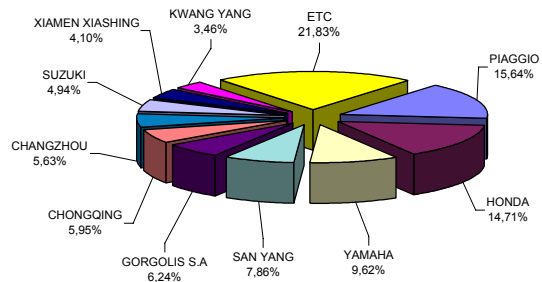
**Table 6. Sales of new and used motorcycles per make:  
November kai January - November 2010**

Makes	Motorcycles			
	November		Jan - Nov.	
	new	used	new	used
AEON MOTOR	3	-	116	-
AIE MOTOR	1	-	7	-
AMSTRONG	-	-	36	-
APRILIA	-	1	18	14
ARCTIC CAT AG	-	-	4	2
B.M.W.	53	4	1,050	126
BENELLI	1	-	2	2
BENZHO VEHICLE	1	-	27	-
BETA MOTOR SPA	-	-	8	-
BOMBARDIER INC.	1	-	42	3
BOXER S.R.L	-	-	13	-
BUELL MOTORCYCL	-	-	5	2
BUYANG GROUP CO FA - G300	-	-	40	-
CARTER BROTHERS	-	-	8	-
CHANGZHOU	167	-	3,270	3
CHINA JIALING	1	-	25	-
CHONGQING	154	2	3,457	12
CHUNFENG	-	-	35	-
CINA ENGINE CORPORATION	-	-	10	-
CIXI KINGRING	2	-	25	1
CPI MOTOR CO	-	-	3	-
DAELIM	4	1	178	11
DRESEL MCT	-	-	21	-
DUCATI	15	-	209	36
EGIMOTORS	1	-	3	-
GAMAX MOTO CORPORATION	2	-	30	-
GAS GAS	1	-	12	2
GEELY	-	-	3	-
GI EE INDUSTRY	-	-	14	-
GORGOLIS S.A	175	1	3,624	13
GUANGZHOU	9	-	491	4
HARLEY DAVIDSON	7	3	181	61
HERCHEE INDUSTR	-	-	42	1
HONDA	662	15	8,539	304
HUSQVARNA	7	-	21	-
HYOSUNG MOTORS	-	-	33	4
JIANGMEN	4	-	57	1
JIANGMEN SINO-H	-	-	35	-
JIANGSU	121	-	642	-
JI-EE INDUSTRY	-	-	23	-
JINAN QINGQI	-	-	103	-
JINCHENG	1	-	15	-
JONWAY	6	-	83	1
K.L. S.P.A	61	-	1,040	1
K.L. S.R.L.	1	-	5	-
K.T.M	15	-	322	27
KAWASAKI	50	1	1,074	106
KEEWAY	1	-	36	-
KWANG YANG	81	1	2,011	31
LIFAN INDUSTRY	1	-	57	-
LML LIMITED (E STAR DELUXE, V	2	-	32	-
LONCIN GROUP	-	-	19	1
MALAGUTI SPA	5	-	35	5
MBK INDUSTRIE	11	3	425	27
MOTIVE POWER	1	-	12	2
MOTO GUZZI	1	2	14	3
MOTO SPA	3	-	61	10
MOTO ST	-	-	-	7
MV AGUSTA	1	-	22	3
MZ	-	-	5	1
N.M. NEW COMPON	-	-	4	-
NACIONAL MOTOR	23	-	407	1
NANJING JINCHEN	-	-	283	-
NEW FORCE MOTOR	1	-	37	-
NINGBO LONGJIA	-	-	9	-
NIPPONIA SA	1	-	3	-
PEUGEOT	40	1	686	12
PIAGGIO	426	11	9,083	128
QIANJIANG	-	-	9	-
R.G.P. SRL	-	-	3	-
RIEJU	-	-	4	-
ROYAL ENFIELD	-	-	19	1
S&T MOTORS CO L	1	-	18	-
SAN YANG	173	-	4,563	5
SHANGAI HONLIN	1	-	28	-
SHANGDONG LIANG	-	-	3	-
SHANGHAI GOKA	-	-	7	-
SHANGHAI JIALIN	3	-	70	1
SHANGHAI SHENKE	1	-	17	-
SHERCO SARL	-	-	3	-
SKY TEAM	4	1	87	1
STANDARD MOTOR	1	-	4	1
SUZUKI	92	16	2,869	194
TAIWAN GOLDEN B	2	-	24	2
TAIZHO	19	-	581	2
TM RACING S.R.L	-	-	3	-
TRIUMPH	22	-	425	6
UNIVERSAL	-	-	6	-
WENLING ZHENSHE	-	-	3	-
WUXI FUTONG	-	-	4	-
XIAMEN XIASHING	203	-	2,381	1
XINGYUE GROUP C	2	-	18	-
YAMAHA	321	15	5,586	304
YONGKANG EASY V	-	-	14	2
ZENGCHENG HAILI	6	-	106	2
ZHEJIANG	41	-	1,367	3
ZHONGSHAN GUOCH	3	-	24	-
ZHUZHOU JIANSHE	2	-	40	-
ZONGSHEN INDUST	71	-	1,512	1
ETC	-	2	17	30
<b>TOTAL</b>	<b>3,092</b>	<b>80</b>	<b>58,057</b>	<b>1,524</b>

**Graph 10. Sales of new motorcycles :  
November 2010**



**Graph 11. Sales of new motorcycles  
January - November 2010**



## EXPLANATORY NOTES

### Research on the issuing of new vehicle circulation licenses

The vehicle research is a census research. The released data give information concerning the make and the type of the vehicle at country level. The primary data derive from the Division of Informatics of the Ministry of Infrastructure, Transport and Networks and are based on the issuing of new circulation licences. Research data exclude vehicles that move on rails, trolley - busses, agricultural tractors and machinery. In addition, all vehicles of the Armed Forces, Police, Fire Brigade, State Services, Diplomatic Body, Foreign Missions, and Invalids of Wars as well as motorcycles less than 50 cc are excluded.

**Legal basis** D.L 3627/56, L. 2392/96

**Reference Date** November 2010

**Coverage** The production of the monthly data is based on the records held by the Ministry of Infrastructure, Transport and Networks, which register all the monthly changes observed in the vehicle registration licences at country level.

### Definitions

**Automobile** vehicle is any vehicle that, irrespective of the number of wheels, is moved by a motor and is designed to transport persons or cargo or both of them, either they are on the same single vehicle or on a trailer carried by the main motor vehicle. **New** vehicle is any vehicle that is registered for the first time in Greece during the corresponding month and has not been put into circulation in any other country. **Used - abroad** vehicle is any vehicle that is registered for the first time in Greece and has been imported as used from abroad.

**Passenger motor vehicle:** it is a motor vehicle designed to carry mostly people, having maximum 9 seats, including the driver's seat.

**Bus:** it is a motor vehicle, which is designed to carry mostly people, having more than 10 seats, including the driver's seat. (In the tables of the present Press Release, this category also includes the articulated buses.)

**Lorry:** it is motor vehicle designed to carry mostly cargo. (In the tables of the present Press Release, this category also includes the tractors, towing trucks, articulated tractors, and trucks with trailers)

**Motorcycle:** any three-wheeled motor vehicle, with or without sidecar, whose maximum speed capacity is by default over 45 km/h, or in case it is powered by a combustion engine, its engine size is more than 50 cc. (In the tables of the present Press Release, this category also includes the three-wheeled motor vehicles – motor tricycles).

**Tricycle motor vehicle:** it is a motor vehicle with three symmetrical wheels whose maximum speed capacity is by default over 45 km/h, or in case it is powered by a combustion engine its engine size is more than 50 cc. This category also includes the four-wheel vehicles, except the light four-wheel motorcycles, whose empty vehicle tare (excluding the weight of the fuel or mixture of fuel-oil or the weight of the batteries for electric cars) is up to 400 kg in the case the vehicle is designed for passenger use or up to 550 kg in case the vehicle is designed to carry cargo and whose engine is up to 15KW.

**Methodology** Census Survey

**Cross - References** Extensive more information (graphs, tables) concerning the research of issuing new vehicle circulation licences can be retrieved from EL.STAT.'s web page [www.statistics.gr](http://www.statistics.gr), following the link "Statistical Themes > Transport > Vehicles > Vehicle > Vehicle Licencing - Vehicle Fleet"