



HELLENIC REPUBLIC
HELLENIC STATISTICAL AUTHORITY

Piraeus, 5 - 11 - 2010

PRESS RELEASE

A 31,7% decrease in new road motor cars licences during the period of:
January - October 2010

Issuing of Vehicle Circulation Licences : October 2010

The Hellenic Statistical Authority announces that during the period of January - October 2010, 168.981 road motor cars (both new and used abroad) were put into circulation for the first time, representing a decrease of 31,7% compared to the corresponding period of 2009. A decrease of 22,1% had been observed during the period of January - October 2009, compared to 2008.

Furthermore, the circulation of new motorcycles (above 50cc) during the period of January - October 2010 amounted to 56.409, against 65.706 in 2009 representing a 14,1% decrease. A decrease of 30,7% had been observed during the period of January - October 2009 compared to the corresponding period of 2008.

Information:

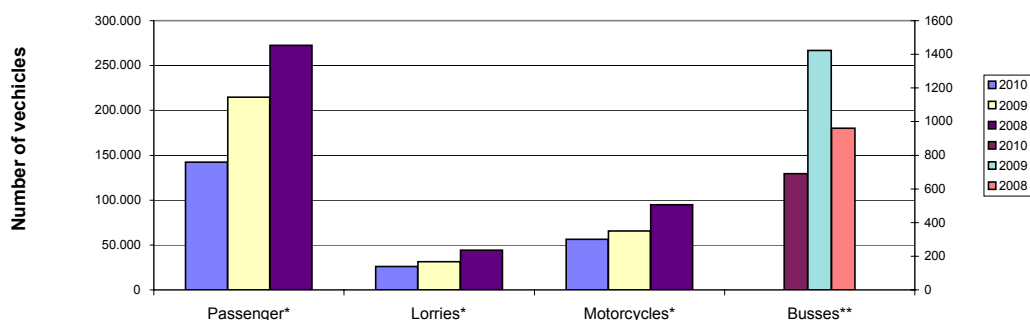
Division on Statistics on Trade and Services
Section of Transport, Communications and Mass Media

Konstantinos Menexes
Telephone : (0030) 213 1352500
FAX : (0030) 213 1352496
e-mail : menexesk@statistics.gr

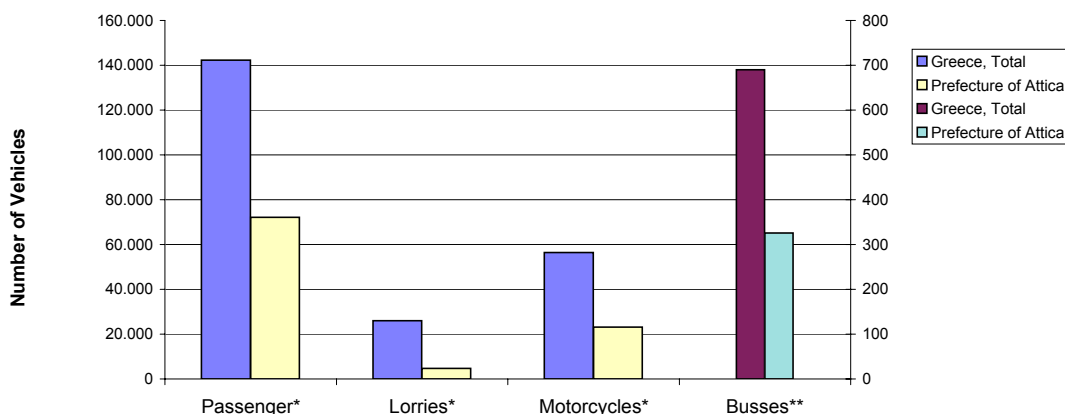
Table 1. Road motor vehicles, both new and used, put into circulation for the first time in Greece : Jan - Oct. 2008 - 2010

Category of Road Motor Vehicles	January - October						Change (%)			
	2010		2009		2008		2010/2009		2009/2008	
	Total	Used	Total	Used	Total	Used	Total	Used	Total	Used
Greece, total										
Road Motor Vehicles, total	225.390	29.064	313.260	42.756	412.514	52.335	-28,1	-32,0	-24,1	-18,3
1. Road motor cars	168.981	27.620	247.554	40.739	317.731	49.607	-31,7	-32,2	-22,1	-17,9
Passenger Cars	142.295	12.023	214.906	22.485	272.373	26.821	-33,8	-46,5	-21,1	-16,2
Busses	690	353	1.423	460	961	446	-51,5	-23,3	48,1	3,1
Lorries	25.996	15.244	31.225	17.794	44.397	22.340	-16,7	-14,3	-29,7	-20,3
2. Motorcycles > 50 cc	56.409	1.444	65.706	2.017	94.783	2.728	-14,1	-28,4	-30,7	-26,1
Prefecture of Attica										
Road Motor Vehicles, total	100.251	6.061	137.547	10.499	180.405	13.893	-27,1	-42,3	-23,8	-24,4
1. Road motor cars	77.099	5.614	110.588	9.945	144.049	13.169	-30,3	-43,5	-23,2	-24,5
Passenger Cars	72.088	3.889	104.324	7.427	134.864	9.533	-30,9	-47,6	-22,6	-22,1
Busses	326	88	518	128	390	153	-37,1	-31,3	32,8	-16,3
Lorries	4.685	1.637	5.746	2.390	8.795	3.483	-18,5	-31,5	-34,7	-31,4
2. Motorcycles > 50 cc	23.152	447	26.959	554	36.356	724	-14,1	-19,3	-25,8	-23,5

Graph 1. Comparison between new vehicle circulation licences: January - October 2008 - 2010



Graph 2. New registrations of Vehicles: January - October 2010



* For Passenger motor vehicles, Lorries and Motorcycles see the left axis scale

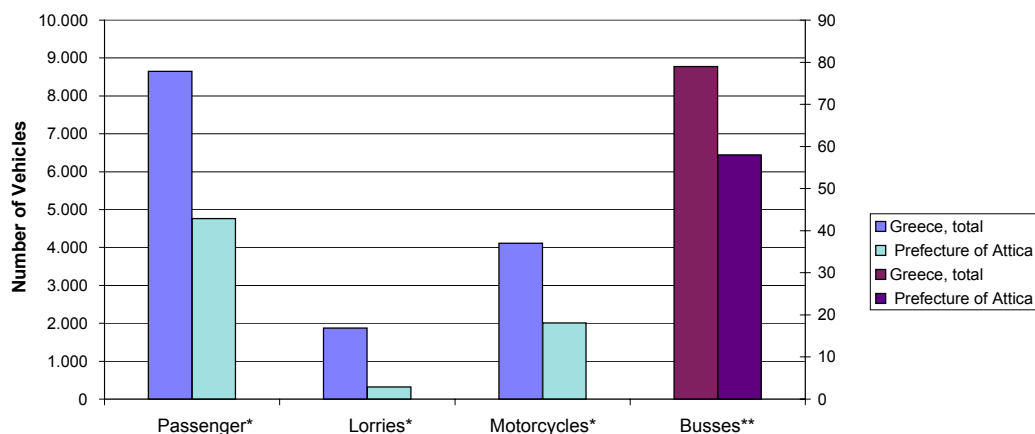
** For the Busses see the right axis scale

Table 2. Road motor vehicles, both new and used, put into circulation for the first time in Greece : October 2008 - 2010

Category of Road Motor Vehicles	October						Change (%)			
	2010		2009		2008		2010/2009		2009/2008	
	Total	Used	Total	Used	Total	Used	Total	Used	Total	Used
Greece, total										
Road Motor Vehicles, total	14.723	2.111	20.390	3.133	33.002	4.235	-27,8	-32,6	-38,2	-26,0
1. Road motor cars	10.606	2.028	15.487	3.030	25.889	4.046	-31,5	-33,1	-40,2	-25,1
Passenger Cars	8.651	829	12.773	1.185	21.533	1.953	-32,3	-30,0	-40,7	-39,3
Busses	79	16	55	41	97	54	43,6	-61,0	-43,3	-24,1
Lorries	1.876	1.183	2.659	1.804	4.259	2.039	-29,4	-34,4	-37,6	-11,5
2. Motorcycles > 50 cc	4.117	83	4.903	103	7.113	189	-16,0	-19,4	-31,1	-45,5
Prefecture of Attica										
Road Motor Vehicles, total	7.152	448	9.246	771	15.172	1.117	-22,6	-41,9	-39,1	-31,0
1. Road motor cars	5.141	416	6.806	736	11.782	1.059	-24,5	-43,5	-42,2	-30,5
Passenger Cars	4.761	286	6.315	476	10.879	735	-24,6	-39,9	-42,0	-35,2
Busses	58	4	24	17	29	18	141,7	-76,5	-17,2	-5,6
Lorries	322	126	467	243	874	306	-31,0	-48,1	-46,6	-20,6
2. Motorcycles > 50 cc	2.011	32	2.440	35	3.390	58	-17,6	-8,6	-28,0	-39,7

Category of Road Motor Vehicles	Change (%)					
	Average Nov. 2009 - Oct. 2010.		Average Nov. 2008 - Oct. 2009.		Average Nov. 2009 - Oct. 2010. / Average Nov. 2008 - Oct. 2009.	
	Total	Used	Total	Used	Total	Used
Greece, total						
Road Motor Vehicles, total	22.388	2.858	29.240	4.025	-23,4	-29,0
1. Road motor cars	17.070	2.727	23.099	3.840	-26,1	-29,0
Passenger Cars	14.327	1.157	19.866	2.053	-27,9	-43,6
Busses	67	37	131	46	-48,9	-19,6
Lorries	2.676	1.533	3.102	1.741	-13,7	-11,9
2. Motorcycles > 50 cc	5.318	131	6.141	185	-13,4	-29,2

Graph 3. New registrations of vehicles : October 2010



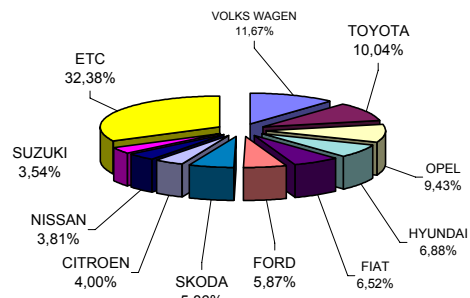
* For Passenger motor vehicles, Lorries and Motorcycles see the left axis scale

** For the Busses see the right axis scale

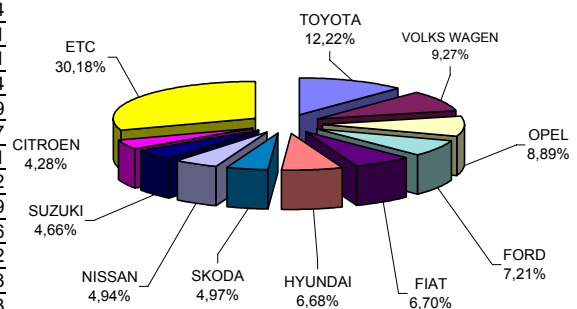
**Table 3. Sales of new and used passenger cars per make :
October και January - October 2010**

Makes	Passenger cars			
	October		Jan - Oct.	
	new	used	new	used
ALFA ROMEO	134	5	1.227	45
ARIEL	-	-	-	1
ASIA	-	-	-	3
ASTON MARTIN	-	-	1	1
AUDI	220	18	2.814	420
AUSTIN	-	-	-	2
AUTOCARABANS - RIMOR SPA	-	-	-	4
B.M.W.	241	30	3.300	1.069
BENTLEY	-	-	5	2
BRABUS	-	-	-	1
BUICK	-	-	-	1
CADILLAC	-	-	1	1
CHANGA CO	-	-	11	-
CHENYANG	-	-	2	-
CHEVROLET	222	2	2.849	28
CHEVROLET (GENERAL MOTOR)	-	-	2	1
CHONGQI	2	-	13	1
CHRYSLER	3	2	381	65
CITROEN	313	11	5.573	137
DACIA	96	-	709	6
DAEWOO	-	2	-	19
DAIHATSU	110	11	1.758	123
DODGE	13	-	258	3
DONGFEN	-	-	1	-
FERRARI	-	-	3	3
FIAT	510	32	8.731	316
FIAT AUTO SPA	1	1	15	2
FORD	459	28	9.390	315
G.M.C.	-	-	-	1
GENERAL MOTORS	-	-	-	6
HOLDEN	-	-	-	1
HONDA	115	13	2.388	269
HONGXING	2	-	64	2
HUMMER	-	-	12	-
HYMER AG	-	-	-	4
HYUNDAI	538	4	8.707	90
ISUZU	-	1	1	2
JACK INTERNATIO	-	-	9	-
JAGUAR	-	-	13	13
JIANGLING LANDWIND	-	-	1	-
KIA	146	3	2.272	33
LADA	-	-	35	3
LAMBORGHINI	-	-	1	2
LANCIA	25	2	458	15
LAND ROVER	1	1	51	54
LEYLAND	-	1	-	1
LOTUS	-	-	1	1
MASERATI	-	-	2	4
MAZDA	103	3	1.754	79
MERCEDES	155	118	2.656	2.957
MG	-	-	-	1
MINI MAFER	-	-	-	2
MITSUBISHI	118	4	1.739	79
NISSAN	298	8	6.429	126
OPEL	738	95	11.587	882
PEUGEOT	245	12	4.709	153
PORSCHE	1	1	96	53
RENAULT	177	11	2.846	148
SAAB	30	-	208	33
SATURN	-	-	-	1
SEAT	183	5	3.544	65
SHIJIAZHUANG SH	-	-	1	-
SHUANGHUAN AUTO	-	-	1	-
SKODA	458	6	6.471	74
SMART	101	256	1.689	2.445
SSANGYONG	23	-	66	3
SUBARU	23	1	518	27
SUZUKI	277	39	6.074	412
TOYOTA	785	66	15.925	768
TRABANT	-	-	-	1
TRIUMPH	-	-	-	1
VAUXHALL	-	-	-	1
VOLKS WAGEN	913	36	12.074	608
VOLVO	43	1	825	30
WILLYS	-	-	-	4
ZOTYE	-	-	-	1
TOTAL	7.822	829	130.272	12.023

**Graph 4. Sales of new passenger cars :
October 2010**



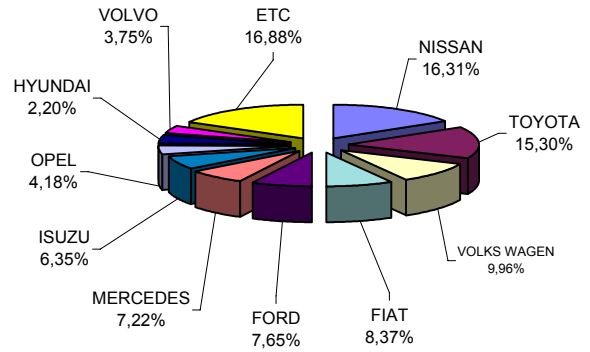
**Graph 5. Sales of new passenger cars :
January - October 2010**



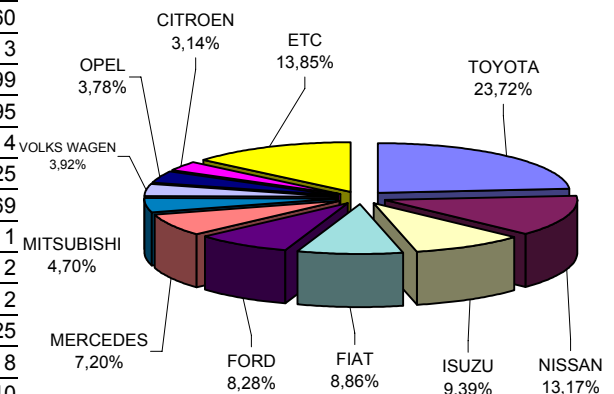
**Table 4. Sales of new and used lorries per make:
October and January - October 2010**

Makes	Lorries			
	October		Jan - Oct.	
	new	used	new	used
ASTRA	-	-	-	2
B.M.C.	5	-	6	-
B.M.W.	-	-	-	1
CADILLAC	-	-	-	1
CHANGAN CO	-	-	1	-
CHEVROLET	-	1	1	11
CHONGQI	2	-	27	-
CHRYSLER	-	1	-	6
CITROEN	18	4	338	99
DACIA	15	-	272	8
DAEWOO	-	-	-	3
DAF	6	15	70	206
DAIHATSU	-	-	-	36
DENNIS ENGL	-	-	5	1
DFM	-	-	9	-
DODGE	-	-	-	9
FAP	-	-	-	1
FIAT	58	33	953	403
FIAT-IVECO	1	4	4	58
FORD	53	106	890	1.207
FUJI HEAVY	-	-	-	1
G.M.C.	-	-	-	4
GENERAL MOTORS	-	1	-	4
HANOMAG (AVRAS)	-	-	-	1
HONDA	-	-	-	1
HYUNDAI	-	3	4	56
IBC VEHICLES	-	1	-	1
INNOCENTI	-	-	-	1
ISUZU	44	10	1.010	189
IVECO MAGIRUS	-	2	21	23
IVECO SPA	5	2	148	47
KIA	-	1	-	9
LEYLAND AUSTR.	-	-	-	1
MAGIRUS	-	-	-	1
MAHINDRA & MAHI	4	-	27	-
MAN	4	48	127	707
MAZDA	10	24	171	351
MERCEDES	50	322	774	4.160
MITSUBISHI	28	147	505	1.625
NISSAN	113	114	1.416	1.460
OAF	-	-	-	3
OPEL	29	67	406	699
PEUGEOT	12	7	174	95
PFAU	-	-	-	4
PIAGGIO	7	1	100	25
RENAULT	15	26	117	369
ROVER	-	-	1	1
SAAB	-	-	-	2
SCANIA	11	19	69	312
SEAT	-	6	0	25
SKODA	-	17	5	218
SOVAB	-	-	1	10
SSANGYONG	2	-	7	1
STEYER	-	-	-	2
SUBARU	-	-	-	1
SUZUKI	-	3	4	43
TERBERG	-	-	-	1
TOYOTA	106	76	2.550	974
VOLKS WAGEN	69	92	421	1.224
VOLVO	26	30	117	541
ZX AUTO	-	-	1	-
TOTAL	693	1.183	10.752	15.244

Graph 6. Sales of new lorries: October 2010



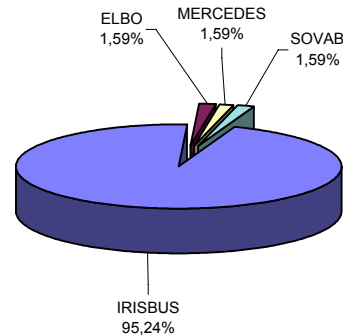
**Graph 7. Sales of new lorries :
January - October 2010**



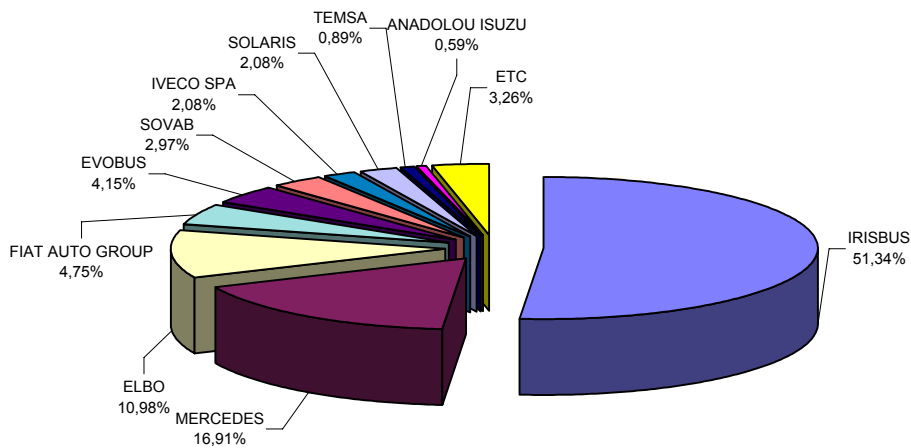
**Table 5. Sales of new and used busses per make :
October και January - October 2010**

Makes	Busses			
	October		Jan - Oct.	
	new	used	new	used
ANADOLOU ISUZU	-	-	2	-
BOVA	-	2	2	19
CITROEN	-	-	1	-
EVOBUS	-	1	14	49
FIAT	-	-	1	2
FIAT AUTO GROUP	1	-	16	-
FIAT-IVECO	-	-	-	3
FORD	-	-	1	8
G.AUWARTER	-	-	-	6
GULERYUZ KAROSE	-	-	-	1
IRISBUS	60	-	173	1
ISUZU	-	-	-	4
IVECO SPA	-	-	7	-
KASSBOHRER	-	1	-	10
KUTSENITS-HORNSTEIN	-	-	-	1
LEOMAR	-	-	-	1
MAN	-	-	1	40
MERCEDES	1	8	57	147
MITSUBISHI	-	-	-	2
NEOPLAN	-	1	2	15
OTOKAR OTOBUS	-	-	1	-
RENAULT	-	-	-	3
SCANIA	-	-	-	5
SETRA	-	-	-	12
SOLARIS	-	-	7	-
SOVAB	1	-	10	1
TEMSA	-	-	3	2
TOYOTA	-	1	-	1
TROEGMOLLER	-	1	-	9
VAN HOOL	-	-	-	1
VOLVO	-	1	2	7
ELBO	-	-	37	3
TOTAL	63	16	337	353

Graph 8. Sales of new busses : October 2010



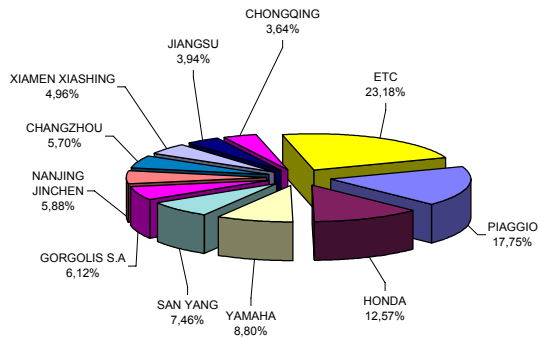
Graph 9. Sales of new busses January - October 2010



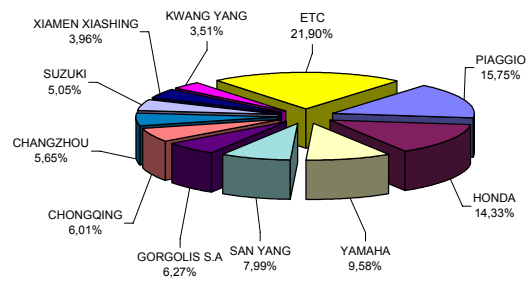
**Table 6. Sales of new and used motorcycles per make:
October kai January - October 2010**

Makes	Motorcycles			
	October		Jan - Oct.	
	new	used	new	used
ACE TRADE	1	-	2	-
AEON MOTOR	8	-	113	-
AIE MOTOR	1	-	6	-
AMSTRONG	4	-	36	-
APRILIA	-	2	18	13
ARCTIC CAT AG	-	-	4	2
B.M.W.	102	6	997	122
BELGARDA SPA	-	-	1	2
BENELLI	-	-	1	2
BENZHOU VEHICLE	1	-	26	-
BETA MOTOR SPA	-	-	8	-
BOMBARDIER INC.	3	1	41	3
BOXER S.R.L	-	-	13	-
BUELL MOTORCYCL	1	1	5	2
BUYANG GROUP CO FA - G300	3	-	40	-
CARTER BROTHERS	1	-	8	-
CHANGZHOU	230	-	3,103	3
CHINA JIALING	-	-	24	-
CHONGQING	147	-	3,303	10
CHUNFENG	2	-	35	-
CINA ENGINE CORPORATION	-	-	10	-
CIXI KINGRING	1	-	23	1
CPI MOTOR CO	-	-	3	-
DAELIM	7	1	174	10
DRESEL MCT	1	-	21	-
DUCATI	17	3	194	36
GAMAX MOTO CORPORATION	1	-	28	-
GAS GAS	-	-	11	2
GEELY	1	-	3	-
GI EE INDUSTRY	-	-	14	-
GORGOLIS S.A	247	-	3,449	12
GUANGZHOU	22	-	482	4
HARLEY DAVIDSON	8	4	174	58
HERCHEE INDUSTR	-	-	42	1
HONDA	507	20	7,877	289
HUSQVARNA	5	-	14	-
HYOSUNG MOTORS	1	-	33	4
JIANGMEN	3	-	53	1
JIANGMEN SINO-H	-	-	35	-
JIANGSU	159	-	521	-
JI-EE INDUSTRY	1	-	23	-
JINAN QINGQI	1	-	103	-
JINCHENG	3	-	14	-
JONWAY	4	1	77	1
K.L. S.P.A	88	-	979	1
K.L. S.R.L.	-	-	4	-
K.T.M	13	1	307	27
KAWASAKI	50	8	1,024	105
KEEWAY	1	-	35	-
KWANG YANG	128	-	1,930	30
LIFAN INDUSTRY	2	-	56	-
LML LIMITED (E STAR DELUXE, N	1	-	30	-
LONGIN GROUP	2	-	19	1
MALAGUTI SPA	5	1	30	5
MBK INDUSTRIE	32	2	414	24
MOTIVE POWER	1	1	11	2
MOTO GUZZI	1	-	13	1
MOTO SPA	5	-	58	10
MOTO ST	-	-	-	7
MV AGUSTA	2	-	21	3
MZ	-	-	5	1
N.M. NEW COMPON	-	-	4	-
NACIONAL MOTOR	29	-	384	1
NANJING JINCHEN	237	-	283	-
NEW FORCE MOTOR	3	-	36	-
NINGBO LONGJIA	-	-	9	-
NIPPONIA SA	2	-	2	-
PEUGEOT	48	1	646	11
PIAGGIO	716	3	8,657	117
QIANJIANG	-	-	9	-
R.G.P. SRL	-	-	3	-
RIEJU	-	-	4	-
ROYAL ENFIELD	1	-	19	1
S&T MOTORS CO L	1	-	17	-
SAN YANG	301	1	4,390	5
SHANGAI HONLIN	4	-	27	-
SHANGDONG LIANG	-	-	3	-
SHANGHAI GOKA	-	-	7	-
SHANGHAI JIALIN	3	1	67	1
SHANGHAI SHENKE	-	-	16	-
SHERCO SARL	-	-	3	-
SKY TEAM	5	-	83	-
STANDARD MOTOR	1	-	3	1
SUZUKI	109	7	2,777	178
TAIWAN GOLDEN B	3	-	22	1
TAIZHO	30	-	562	2
TM RACING S.R.L	-	-	3	-
TRIUMPH	11	1	403	6
UNIVERSAL	-	-	6	-
WENLING ZHENSHE	-	-	3	-
WUXI FUTONG	-	-	4	-
XIAMEN XIASHING	200	-	2,178	1
XINGYUE GROUP C	2	-	16	-
YAMAHA	355	15	5,265	289
YONGKANG	-	-	14	2
ZENGCHENG HAILI	5	-	100	2
ZHEJIANG	65	-	1,326	3
ZHONGSHAN GUOCH	1	-	21	-
ZHUZHOU JIANSHE	3	-	38	-
ZONGSHEN INDUST	75	-	1,441	1
ETC	-	2	16	27
ΣΥΝΟΛΟ	4.034	83	54,965	1,444

Graph 10. Sales of new motorcycles : October 2010



Graph 11. Sales of new motorcycles January - October 2010



EXPLANATORY NOTES

Research on the issuing of new vehicle circulation licenses

The vehicle research is a census research. The released data give information concerning the make and the type of the vehicle at country level. The primary data derive from the Division of Informatics of the Ministry of Infrastructure, Transport and Networks and are based on the issuing of new circulation licences. Research data exclude vehicles that move on rails, trolley - busses, agricultural tractors and machinery. In addition, all vehicles of the Armed Forces, Police, Fire Brigade, State Services, Diplomatic Body, Foreign Missions, and Invalids of Wars as well as motorcycles less than 50 cc are excluded.

Legal basis D.L 3627/56, L. 2392/96

Reference Date October 2010

Coverage The production of the monthly data is based on the records held by the Ministry of Infrastructure, Transport and Networks, which register all the monthly changes observed in the vehicle registration licences at country level.

Definitions

Automobile vehicle is any vehicle that, irrespective of the number of wheels, is moved by a motor and is designed to transport persons or cargo or both of them, either they are on the same single vehicle or on a trailer carried by the main motor vehicle. **New** vehicle is any vehicle that is registered for the first time in Greece during the corresponding month and has not been put into circulation in any other country. **Used - abroad** vehicle is any vehicle that is registered for the first time in Greece and has been imported as used from abroad.

Passenger motor vehicle: it is a motor vehicle designed to carry mostly people, having maximum 9 seats, including the driver's seat.

Bus: it is a motor vehicle, which is designed to carry mostly people, having more than 10 seats, including the driver's seat. (In the tables of the present Press Release, this category also includes the articulated buses.)

Lorry: it is motor vehicle designed to carry mostly cargo. (In the tables of the present Press Release, this category also includes the tractors, towing trucks, articulated tractors, and trucks with trailers)

Motorcycle: any three-wheeled motor vehicle, with or without sidecar, whose maximum speed capacity is by default over 45 km/h, or in case it is powered by a combustion engine, its engine size is more than 50 cc. (In the tables of the present Press Release, this category also includes the three-wheeled motor vehicles – motor tricycles).

Tricycle motor vehicle: it is a motor vehicle with three symmetrical wheels whose maximum speed capacity is by default over 45 km/h, or in case it is powered by a combustion engine its engine size is more than 50 cc. This category also includes the four-wheel vehicles, except the light four-wheel motorcycles, whose empty vehicle tare (excluding the weight of the fuel or mixture of fuel-oil or the weight of the batteries for electric cars) is up to 400 kg in the case the vehicle is designed for passenger use or up to 550 kg in case the vehicle is designed to carry cargo and whose engine is up to 15KW.

Methodology Census Survey

Cross - References Extensive more information (graphs, tables) concerning the research of issuing new vehicle circulation licences can be retrieved from EL.STAT.'s web page www.statistics.gr, following the link "Statistical Themes > Transport > Vehicles > Vehicle > Vehicle Licencing - Vehicle Fleet"