



HELLENIC REPUBLIC  
HELLENIC STATISTICAL AUTHORITY

Piraeus, 5 - 10 - 2010

## PRESS RELEASE

A 31,8% decrease in new road motor cars licences during the period of:  
January - September 2010

### **Issuing of Vehicle Circulation Licences :        September 2010**

The Hellenic Statistical Authority announces that during the period of January - September 2010, 158.375 road motor cars (both new and used abroad) were put into circulation for the first time, representing a decrease of 31,8% compared to the corresponding period of 2009. A decrease of 20,5% had been observed during the period of January - September 2009, compared to 2008.

Furthermore, the circulation of new motorcycles (above 50cc) during the period of January - September 2010 amounted to 52.292, against 60.803 in 2009 representing a 14,0% decrease. A decrease of 30,6% had been observed during the period of January - September 2009 compared to the corresponding period of 2008.

Information:

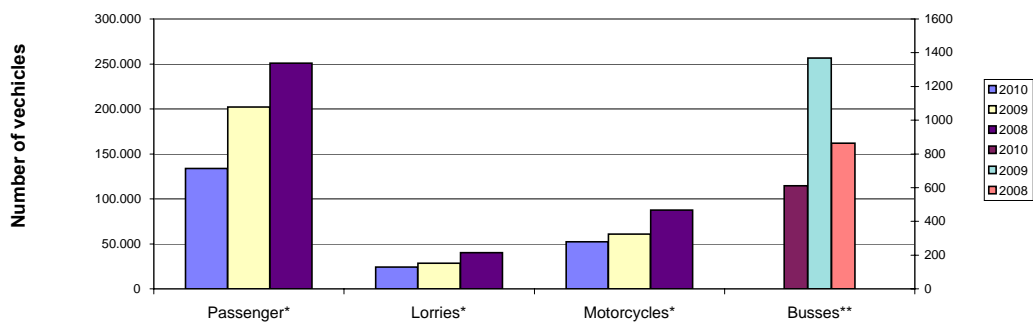
Division on Statistics on Trade and Services  
Section of Transport, Communications and Mass Media

Konstantinos Menexes  
Telephone : (0030) 213 1352500  
FAX : (0030) 213 1352496  
e-mail : menexesk@statistics.gr

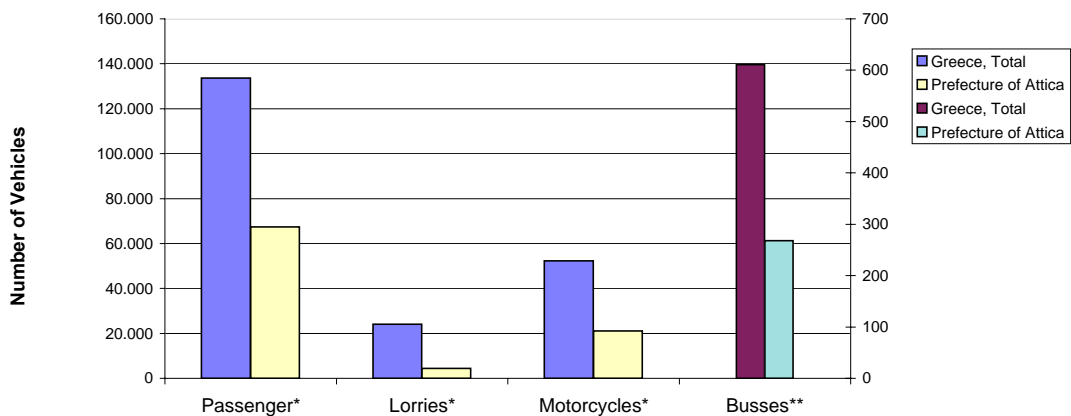
**Table 1. Road motor vehicles, both new and used, put into circulation for the first time in Greece : Jan - Sep. 2008 - 2010**

Category of Road Motor Vehicles	January - September						Change (%)			
	2010		2009		2008		2010/2009		2009/2008	
	Total	Used	Total	Used	Total	Used	Total	Used	Total	Used
<b>Greece, total</b>										
<b>Road Motor Vehicles, total</b>	<b>210.667</b>	<b>26.953</b>	<b>292.870</b>	<b>39.623</b>	<b>379.512</b>	<b>48.100</b>	<b>-28,1</b>	<b>-32,0</b>	<b>-22,8</b>	<b>-17,6</b>
<b>1. Road motor cars</b>	<b>158.375</b>	<b>25.592</b>	<b>232.067</b>	<b>37.709</b>	<b>291.842</b>	<b>45.561</b>	<b>-31,8</b>	<b>-32,1</b>	<b>-20,5</b>	<b>-17,2</b>
Passenger Cars	133.644	11.194	202.133	21.300	250.840	24.868	-33,9	-47,4	-19,4	-14,3
Busses	611	337	1.368	419	864	392	-55,3	-19,6	58,3	6,9
Lorries	24.120	14.061	28.566	15.990	40.138	20.301	-15,6	-12,1	-28,8	-21,2
<b>2. Motorcycles &gt; 50 cc</b>	<b>52.292</b>	<b>1.361</b>	<b>60.803</b>	<b>1.914</b>	<b>87.670</b>	<b>2.539</b>	<b>-14,0</b>	<b>-28,9</b>	<b>-30,6</b>	<b>-24,6</b>
<b>Prefecture of Attica</b>										
<b>Road Motor Vehicles, total</b>	<b>93.099</b>	<b>5.613</b>	<b>128.301</b>	<b>9.728</b>	<b>165.233</b>	<b>12.776</b>	<b>-27,4</b>	<b>-42,3</b>	<b>-22,4</b>	<b>-23,9</b>
<b>1. Road motor cars</b>	<b>71.958</b>	<b>5.198</b>	<b>103.782</b>	<b>9.209</b>	<b>132.267</b>	<b>12.110</b>	<b>-30,7</b>	<b>-43,6</b>	<b>-21,5</b>	<b>-24,0</b>
Passenger Cars	67.327	3.603	98.009	6.951	123.985	8.798	-31,3	-48,2	-21,0	-21,0
Busses	268	84	494	111	361	135	-45,7	-24,3	36,8	-17,8
Lorries	4.363	1.511	5.279	2.147	7.921	3.177	-17,4	-29,6	-33,4	-32,4
<b>2. Motorcycles &gt; 50 cc</b>	<b>21.141</b>	<b>415</b>	<b>24.519</b>	<b>519</b>	<b>32.966</b>	<b>666</b>	<b>-13,8</b>	<b>-20,0</b>	<b>-25,6</b>	<b>-22,1</b>

**Graph 1. Comparison between new vehicle circulation licences: January - September 2008 - 2010**



**Graph 2. New registrations of Vehicles: January - September 2010**



\* For Passenger motor vehicles, Lorries and Motorcycles see the left axis scale

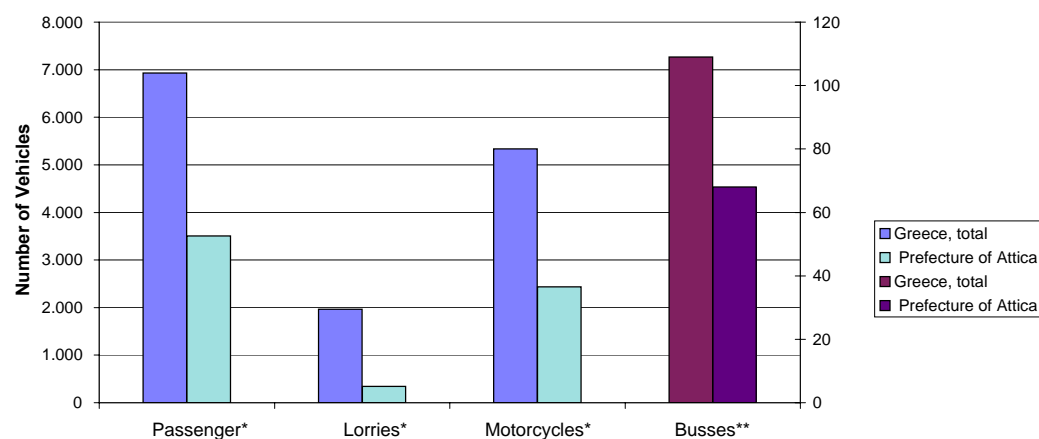
\*\* For the Busses see the right axis scale

**Table 2. Road motor vehicles, both new and used, put into circulation for the first time in Greece : September 2008 - 2010**

Category of Road Motor Vehicles	September						Change (%)			
	2010		2009		2008		2010/2009		2009/2008	
	Total	Used	Total	Used	Total	Used	Total	Used	Total	Used
<b>Greece, total</b>										
Road Motor Vehicles,total	14.337	2.265	22.462	3.281	34.965	4.063	-36,2	-31,0	-35,8	-19,2
<b>1. Road motor cars</b>	<b>9.004</b>	<b>2.146</b>	<b>16.130</b>	<b>3.122</b>	<b>24.859</b>	<b>3.823</b>	<b>-44,2</b>	<b>-31,3</b>	<b>-35,1</b>	<b>-18,3</b>
Passenger Cars	6.927	924	13.312	1.356	20.778	1.957	-48,0	-31,9	-35,9	-30,7
Busses	109	40	107	73	94	70	1,9	-45,2	13,8	4,3
Lorries	1.968	1.182	2.711	1.693	3.987	1.796	-27,4	-30,2	-32,0	-5,7
<b>2. Motorcycles &gt; 50 cc</b>	<b>5.333</b>	<b>119</b>	<b>6.332</b>	<b>159</b>	<b>10.106</b>	<b>240</b>	<b>-15,8</b>	<b>-25,2</b>	<b>-37,3</b>	<b>-33,8</b>
<b>Prefecture of Attica</b>										
Road Motor Vehicles,total	6.353	476	9.532	743	13.911	1.004	-33,4	-35,9	-31,5	-26,0
<b>1. Road motor cars</b>	<b>3.915</b>	<b>447</b>	<b>6.772</b>	<b>705</b>	<b>10.200</b>	<b>949</b>	<b>-42,2</b>	<b>-36,6</b>	<b>-33,6</b>	<b>-25,7</b>
Passenger Cars	3.503	307	6.118	441	9.303	607	-42,7	-30,4	-34,2	-27,3
Busses	68	16	58	28	44	30	17,2	-42,9	31,8	-6,7
Lorries	344	124	596	236	853	312	-42,3	-47,5	-30,1	-24,4
<b>2. Motorcycles &gt; 50 cc</b>	<b>2.438</b>	<b>29</b>	<b>2.760</b>	<b>38</b>	<b>3.711</b>	<b>55</b>	<b>-11,7</b>	<b>-23,7</b>	<b>-25,6</b>	<b>-30,9</b>

Category of Road Motor Vehicles	Change (%)					
	Average Oct. 2009 - Sep. 2010.		Average Oct. 2008 - Sep. 2009.		Average Oct. 2009 - Sep. 2010. / Average Oct. 2008 - Sep. 2009.	
	Total	Used	Total	Used	Total	Used
<b>Greece, total</b>						
Road Motor Vehicles,total	22.861	2.943	30.292	4.117	-24,5	-28,5
<b>1. Road motor cars</b>	<b>17.477</b>	<b>2.811</b>	<b>23.966</b>	<b>3.925</b>	<b>-27,1</b>	<b>-28,4</b>
Passenger Cars	14.671	1.187	20.596	2.117	-28,8	-43,9
Busses	65	39	135	47	-51,9	-17,0
Lorries	2.741	1.585	3.235	1.761	-15,3	-10,0
<b>2. Motorcycles &gt; 50 cc</b>	<b>5.384</b>	<b>132</b>	<b>6.326</b>	<b>192</b>	<b>-14,9</b>	<b>-31,3</b>

**Graph 3. New registrations of vehicles : September 2010**



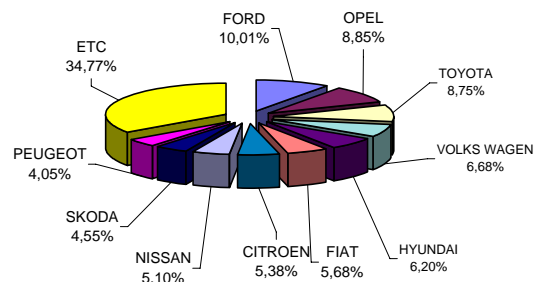
\* For Passenger motor vehicles, Lorries and Motorcycles see the left axis scale

\*\* For the Busses see the right axis scale

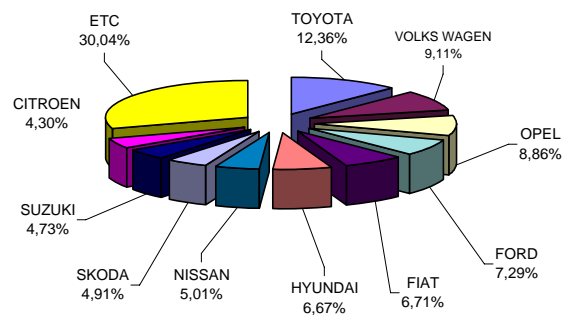
**Table 3. Sales of new and used passenger cars per make :  
September and January - September 2010**

Makes	Passenger cars			
	September		Jan - Sep.	
	new	used	new	used
ALFA ROMEO	100	4	1.093	40
ARIEL	-	-	-	1
ASIA	-	-	-	3
ASTON MARTIN	-	-	1	1
AUDI	99	34	2.594	402
AUSTIN	-	-	-	2
AUTOCARABANS - RIMOR SPA	-	-	-	4
B.M.W.	172	47	3.059	1.039
BENTLEY	-	1	5	2
BRABUS	-	-	-	1
BUICK	-	-	-	1
CADILLAC	-	-	1	1
CATERHAM	-	1	-	1
CHANGA CO	-	-	11	-
CHENYANG	-	-	2	-
CHEVROLET	123	3	2.627	26
CHEVROLET (GENERAL MOTOR)	-	-	2	1
CHONGQI	-	-	11	1
CHRYSLER	20	3	378	63
CITROEN	323	20	5.260	126
DACIA	89	1	613	6
DAEWOO	-	-	-	17
DAIHATSU	95	9	1.648	112
DODGE	22	-	245	3
DONGFEN	1	-	1	-
FERRARI	-	-	3	3
FIAT	341	35	8.221	284
FIAT AUTO SPA	-	-	14	1
FORD	601	30	8.931	287
G.M.C.	-	-	-	1
GENERAL MOTORS	-	-	-	6
HOLDEN	-	-	-	1
HONDA	91	12	2.273	256
HONGXING	2	-	62	2
HUMMER	-	-	12	-
HYMER AG	-	-	-	4
HYUNDAI	372	7	8.169	86
ISUZU	-	-	1	1
JACK INTERNATIO	-	-	9	-
JAGUAR	-	-	13	13
JIANGLING LANDWIND	-	-	1	-
KIA	137	2	2.126	30
LADA	2	-	35	3
LAMBORGHINI	-	-	1	2
LANCIA	25	3	433	13
LAND ROVER	1	5	50	53
LOTUS	-	-	1	1
MASERATI	-	-	2	4
MAZDA	127	2	1.651	76
MERCEDES	164	138	2.501	2.839
MG	-	-	-	1
MINI MAFER	-	-	-	2
MITSUBISHI	112	11	1.621	74
NISSAN	306	15	6.131	118
OPEL	531	86	10.849	787
PEUGEOT	243	18	4.464	141
PORSCHE	2	-	95	52
RENAULT	161	18	2.669	137
SAAB	4	1	178	33
SATURN	-	-	-	1
SEAT	156	8	3.361	60
SHIJIAZHUANG SH	-	-	1	-
SHUANGHUAN AUTO	-	-	1	-
SKODA	273	2	6.013	68
SMART	78	267	1.588	2.189
SSANGYONG	11	-	43	3
SUBARU	17	-	495	26
SUZUKI	231	27	5.797	373
TOYOTA	525	79	15.140	702
TRABANT	-	-	-	1
TRIUMPH	-	-	-	1
VAUXHALL	-	-	-	1
VOLKS WAGEN	401	32	11.161	572
VOLVO	45	3	782	29
WILLYS	-	-	-	4
ZOTYE	-	-	1	-
<b>TOTAL</b>	<b>6.003</b>	<b>924</b>	<b>122.450</b>	<b>11.194</b>

**Graph 4. Sales of new passenger cars :  
September 2010**



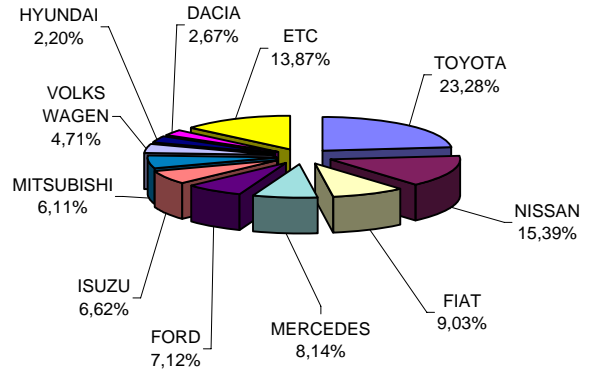
**Graph 5. Sales of new passenger cars :  
January - September 2010**



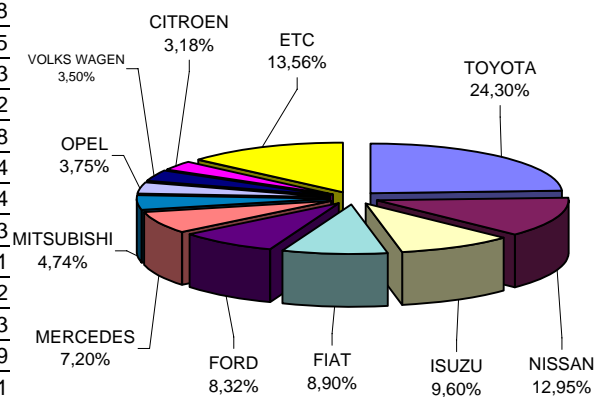
**Table 4. Sales of new and used lorries per make:  
September and January - September 2010**

Makes	Lorries			
	September		Jan - Sep.	
	new	used	new	used
ASTRA	-	-	-	2
B.M.C.	-	-	1	-
B.M.W.	-	-	-	1
CADILLAC	-	-	-	1
CHANGAN CO	-	-	1	-
CHEVROLET	1	1	1	10
CHONGQI	2	-	25	-
CHRYSLER	-	-	-	5
CITROEN	17	8	320	95
DACIA	21	1	257	8
DAEWOO	-	-	-	3
DAF	6	10	64	191
DAIHATSU	-	4	-	36
DATSUN	-	1	-	1
DENNIS ENGL	-	-	5	1
DFM	2	-	9	-
DODGE	-	2	-	9
FAP	-	-	-	1
FIAT	71	31	895	370
FIAT-IVECO	-	8	3	54
FORD	56	98	837	1.101
FUJI HEAVY	-	-	-	1
G.M.C.	-	-	-	4
GENERAL MOTORS	-	-	-	3
HANOMAG (AVRAS)	-	-	-	1
HONDA	-	-	-	1
HYUNDAI	-	6	4	53
INNOCENTI	-	-	-	1
ISUZU	52	10	966	179
IVECO MAGIRUS	2	1	21	21
IVECO SPA	24	4	143	45
KIA	-	-	-	8
LEYLAND AUSTR.	-	-	-	1
MAGIRUS	-	-	-	1
MAHINDRA & MAHI	2	-	23	-
MAN	14	50	123	659
MAZDA	7	31	161	327
MERCEDES	64	292	724	3.838
MINIBUS	48	133	477	1.478
NISSAN	121	131	1.303	1.345
OAF	-	-	-	3
OPEL	12	63	377	632
PEUGEOT	14	8	162	88
PFAU	-	-	-	4
PIAGGIO	8	2	93	24
RENAULT	8	17	102	343
ROVER	-	-	1	1
SAAB	-	-	-	2
SCANIA	5	33	58	293
SEAT	-	1	-	19
SKODA	-	15	5	201
SOVAB	-	1	1	10
SSANGYONG	1	-	5	1
STEYER	-	-	-	2
SUBARU	-	-	-	1
SUZUKI	-	2	4	40
TERBERG	-	-	-	1
TOYOTA	183	81	2.444	898
VOLKS WAGEN	37	95	352	1.132
VOLVO	8	42	91	511
ZX AUTO	-	-	1	-
<b>TOTAL</b>	<b>786</b>	<b>1.182</b>	<b>10.059</b>	<b>14.061</b>

**Graph 6. Sales of new lorries: September 2010**



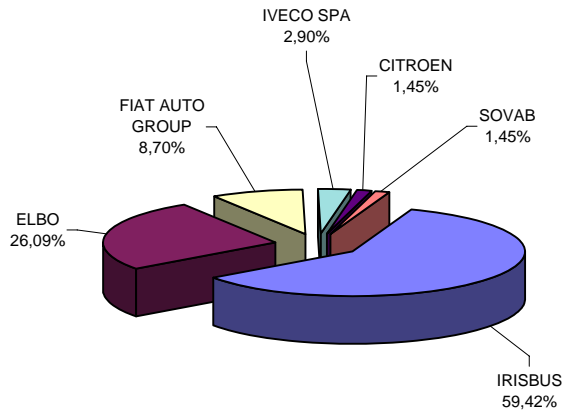
**Graph 7. Sales of new lorries :  
January - September 2010**



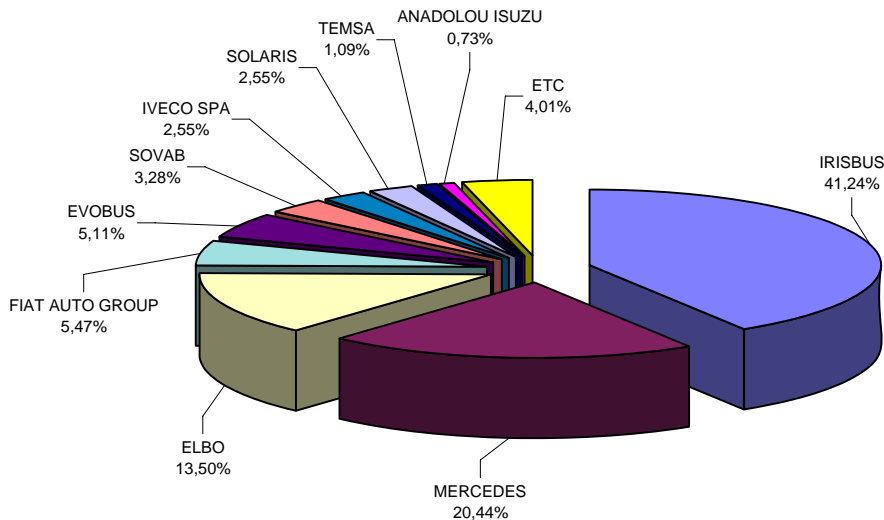
**Table 5. Sales of new and used busses per make :  
September και January - September 2010**

Makes	Busses			
	September		Jan - Sep.	
	new	used	new	used
ANADOLU ISUZU	-	-	2	-
BOVA	-	1	2	17
CITROEN	1	-	1	-
EOBUS	-	4	14	48
FIAT	-	-	1	2
FIAT AUTO GROUP	6	-	15	-
FIAT-IVECO	-	-	-	3
FORD	-	3	1	8
G.AUWARTER	-	-	-	6
GULERYUZ KAROSE	-	-	-	1
IRISBUS	41	-	113	1
ISUZU	-	2	-	4
IVECO SPA	2	-	7	-
KASSBOHRER	-	-	-	9
KUTSENITS-HORNSTEIN	-	-	-	1
LEOMAR	-	-	-	1
MAN	-	3	1	40
MERCEDES	18	23	56	139
MITSUBISHI	-	-	-	2
NEOPLAN	-	2	2	14
OTOKAR OTOBUS	-	-	1	-
RENAULT	-	-	-	3
SCANIA	-	-	-	5
SETRA	-	-	-	12
SOLARIS	-	-	7	-
SOVAB	1	-	9	1
TEMSA	-	-	3	2
TROEGMOLLER	-	1	-	8
VAN HOOL	-	-	-	1
VOLVO	-	1	2	6
ELBO	-	-	37	3
<b>TOTAL</b>	<b>69</b>	<b>40</b>	<b>274</b>	<b>337</b>

**Graph 8. Sales of new busses : September 2010**



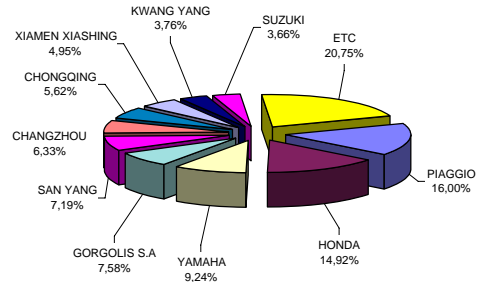
**Graph 9. Sales of new busses January - September 2010**



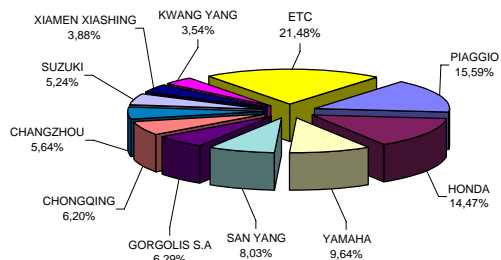
**Table 6. Sales of new and used motorcycles per make:  
September kai January - September 2010**

Makes	Motorcycles			
	September		Jan - Sep.	
	new	used	new	used
AEON MOTOR	5	-	105	-
AIE MOTOR	-	-	5	-
AMSTRONG	1	-	32	-
APRILIA	5	3	18	11
ARCTIC CAT AG	-	-	4	2
B.M.W.	81	2	809	104
BELGARDA SPA	-	-	1	2
BENELLI	-	-	1	2
BENZHOU VEHICLE	1	-	25	-
BETA MOTOR SPA	-	-	8	-
BMW	5	1	86	12
BOMBARDIER INC.	4	-	38	2
BOXER S.R.L	-	-	13	-
BUELL MOTORCYCL	-	1	4	1
BUYANG GROUP CO FA - G300	1	-	37	-
CARTER BROTHERS	-	-	7	-
CHANGZHOU	330	-	2,873	3
CHINA JIALING	1	-	24	-
CHONGQING	293	-	3,156	10
CHUNFENG	-	-	33	-
CINA ENGINE CORPORATION	1	-	10	-
CIXI KINGRING	1	-	22	1
CPI MOTOR CO	-	-	3	-
DAELIM	8	-	167	9
DRESEL MCT	1	-	20	-
DUCATI	13	3	177	33
EGIMOTORS	-	-	2	-
GAMAX MOTO CORPORATION	5	-	27	-
GAS GAS	-	-	11	2
GEELY	-	-	2	-
GI EE INDUSTRY	2	-	14	-
GORGOLIS S.A	395	1	3,202	12
GUANGZHOU	35	-	460	4
HARLEY DAVIDSON	12	4	166	54
HERCHEE INDUSTR	3	-	42	1
HONDA	778	21	7,370	269
HUSABERG	-	-	-	2
HUSQVARNA	1	-	9	-
HYOSUNG MOTORS	1	1	32	4
JIANGMEN	4	-	50	1
JIANGMEN SINO-H	1	-	35	-
JIANGSU	162	-	362	-
JI-EE INDUSTRY	1	-	22	-
JINAN QINGQI	4	-	102	-
JINCHENG	1	-	11	-
JONWAY	5	-	73	-
K.L. S.P.A	104	1	891	1
K.L. S.R.L.	-	-	4	-
K.T.M	25	1	294	26
KASEA (RC)	-	-	-	1
KAWASAKI	95	6	974	97
KEEWAY	4	-	34	-
KWANG YANG	196	5	1,802	30
LIFAN INDUSTRY	5	-	54	-
LML LIMITED (E STAR DELUXE,	5	-	29	-
LONCIN GROUP	2	-	17	1
MALAGUTI SPA	-	-	25	4
MBK INDUSTRIE	29	2	382	22
MOTIVE POWER	1	-	10	1
MOTO GUZZI	-	-	12	1
MOTO MORINI	-	-	2	-
MOTO SPA	3	1	53	10
MOTO ST	-	-	-	7
MOTOBRIKE TRADI	-	1	-	2
MV AGUSTA	-	-	19	3
MZ	1	1	5	1
N.M. NEW COMPON	-	-	4	-
NACIONAL MOTOR	23	1	355	1
NANJING JINCHEN	10	-	46	-
NEW FORCE MOTOR	4	-	33	-
NINGBO LONGJIA	1	-	9	-
PAOLETTI RACING	-	-	2	-
PEUGEOT	74	-	598	10
PIAGGIO	834	18	7,941	114
QIANJIANG	-	-	9	-
R.G.P. SRL	-	-	3	-
RIEJU	-	-	4	-
ROYAL ENFIELD	2	-	18	1
S&T MOTORS CO L	1	-	16	-
SAN YANG	375	-	4,089	4
SHANGAI HONLIN	1	-	23	-
SHANGDONG LIANG	-	-	3	-
SHANGHAI GOKA	1	-	7	-
SHANGHAI JIALIN	6	-	64	-
SHANGHAI JMSTAR	-	-	1	-
SHANGHAI SHENKE	1	-	16	-
SHERCO SARL	-	-	3	-
SKY TEAM	9	-	78	-
STANDARD MOTOR	1	-	2	1
SUZUKI	191	16	2,668	171
TAIWAN GOLDEN B	3	-	19	1
TAIZHOU	40	-	532	2
TM RACING S.R.L	-	-	3	-
TRIUMPH	24	-	392	5
UNIVERSAL	2	-	6	-
WENLING ZHENSHE	-	-	3	-
WUXI FUTONG	1	-	4	-
XIAMEN XIASHING	258	-	1,978	1
XINGYUE GROUP C	-	-	14	-
YAMAHA	482	26	4,910	274
YONGKANG	1	-	14	2
ZENGCHENG HAILI	13	-	95	2
ZHEJIANG	104	-	1,261	3
ZHONGSHAN GUOCH	1	-	20	-
ZHUZHOU JIANSHE	3	-	35	-
ZONGSHEN INDUST	116	-	1,366	1
ETC	1	3	10	20
<b>TOTAL</b>	<b>5,214</b>	<b>119</b>	<b>50,931</b>	<b>1,361</b>

**Graph 10. Sales of new motorcycles : September 2010**



**Graph 11. Sales of new motorcycles January - September 2010**



## EXPLANATORY NOTES

### Research on the issuing of new vehicle circulation licenses

The vehicle research is a census research. The released data give information concerning the make and the type of the vehicle at country level. The primary data derive from the Division of Informatics of the Ministry of Infrastructure, Transport and Networks and are based on the issuing of new circulation licences. Research data exclude vehicles that move on rails, trolley - busses, agricultural tractors and machinery. In addition, all vehicles of the Armed Forces, Police, Fire Brigade, State Services, Diplomatic Body, Foreign Missions, and Invalids of Wars as well as motorcycles less than 50 cc are excluded.

**Legal basis** D.L 3627/56, L. 2392/96

**Reference Date** September 2010

**Coverage** The production of the monthly data is based on the records held by the Ministry of Infrastructure, Transport and Networks, which register all the monthly changes observed in the vehicle registration licences at country level.

### Definitions

**Automobile** vehicle is any vehicle that, irrespective of the number of wheels, is moved by a motor and is designed to transport persons or cargo or both of them, either they are on the same single vehicle or on a trailer carried by the main motor vehicle. **New** vehicle is any vehicle that is registered for the first time in Greece during the corresponding month and has not been put into circulation in any other country. **Used - abroad** vehicle is any vehicle that is registered for the first time in Greece and has been imported as used from abroad.

**Passenger motor vehicle:** it is a motor vehicle designed to carry mostly people, having maximum 9 seats, including the driver's seat.

**Bus:** it is a motor vehicle, which is designed to carry mostly people, having more than 10 seats, including the driver's seat. (In the tables of the present Press Release, this category also includes the articulated buses.)

**Lorry:** it is motor vehicle designed to carry mostly cargo. (In the tables of the present Press Release, this category also includes the tractors, towing trucks, articulated tractors, and trucks with trailers)

**Motorcycle:** any three-wheeled motor vehicle, with or without sidecar, whose maximum speed capacity is by default over 45 km/h, or in case it is powered by a combustion engine, its engine size is more than 50 cc. (In the tables of the present Press Release, this category also includes the three-wheeled motor vehicles – motor tricycles).

**Tricycle motor vehicle:** it is a motor vehicle with three symmetrical wheels whose maximum speed capacity is by default over 45 km/h, or in case it is powered by a combustion engine its engine size is more than 50 cc. This category also includes the four-wheel vehicles, except the light four-wheel motorcycles, whose empty vehicle tare (excluding the weight of the fuel or mixture of fuel-oil or the weight of the batteries for electric cars) is up to 400 kg in the case the vehicle is designed for passenger use or up to 550 kg in case the vehicle is designed to carry cargo and whose engine is up to 15KW.

**Methodology** Census Survey

### Cross - References

Extensive more information (graphs, tables) concerning the research of issuing new vehicle circulation licences can be retrieved from EL.STAT.'s web page [www.statistics.gr](http://www.statistics.gr), following the link "Statistical Themes > Transport > Vehicles > Vehicle > Vehicle Licencing - Vehicle Fleet"