



HELLENIC REPUBLIC



MINISTRY OF ECONOMY AND FINANCE



GENERAL SECRETARIAT OF
THE NATIONAL STATISTICAL
SERVICE OF GREECE

Piraeus, 4 - 9 - 2009

PRESS RELEASE

Vehicle Circulation Licences

August 2009

The General Secretariat of the National Statistical Service of Greece announces that during the period of January - August 2009, 215.937 road motor cars (both new and used abroad) were put into circulation for the first time, representing a decrease of 19,1% compared to the corresponding period of 2008. A decrease of 3,1% had been observed during the period of January - August 2008, compared to the one of 2007.

Furthermore, the circulation of new motorcycles (above 50cc) during 2009 amounted in 54.471, against 77.564 in 2008 representing a 29,8% decrease. An increase of 1,9% had been observed during the period of January - August 2008 compared to the corresponding one of 2007.

Note: The data considering the Press Releases of June and July 2009 have been revised due to amendments made to the circulation licences' archives of the Ministry of Transport and Communication. The revised Press Releases have already been posted at the site of the General Secretariat of the National Statistical Service of Greece.

Responsible: Konstantinos Menexes

Phone : (0030) 210 4852500

FAX : (0030) 210 4852496

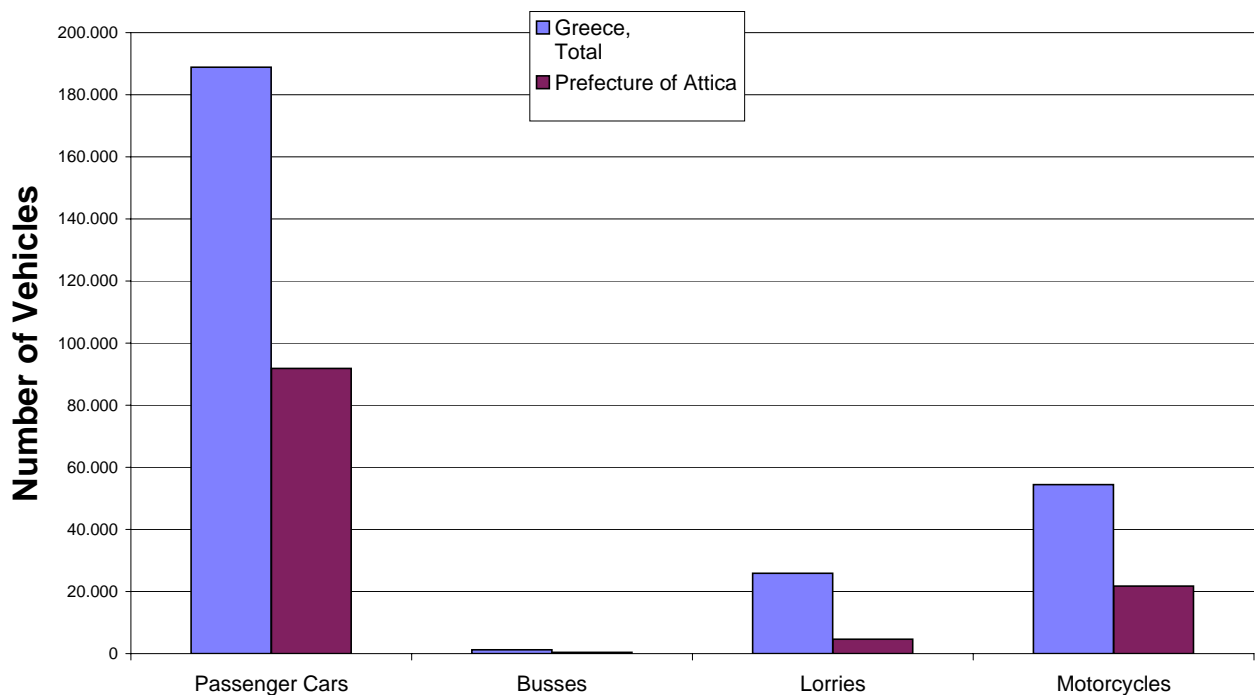
e-mail : menexesk@statistics.gr

<http://www.statistics.gr>

**Table 1: Road motor vehicles, both new and used, put into circulation for the first time in Greece:
2007 - 2009**

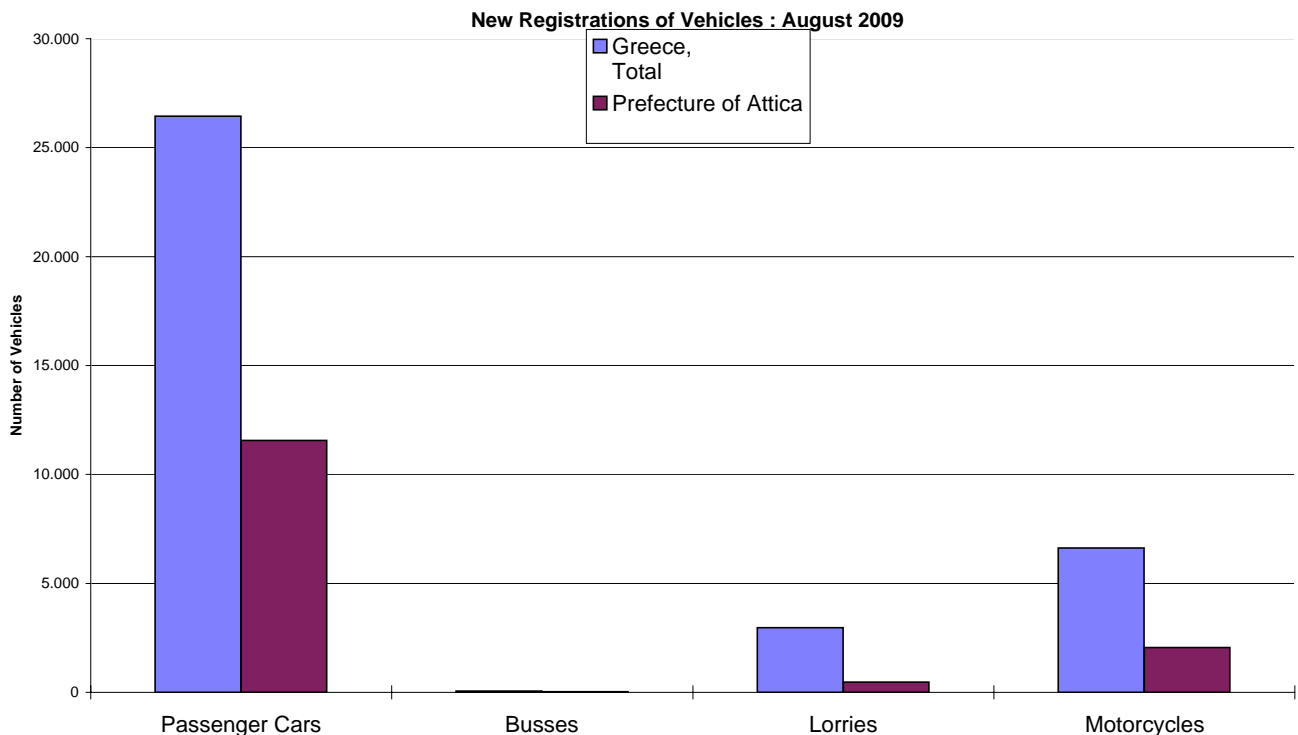
Category of Road Motor Vehicles	January - August						Change (%)			
	2009		2008		2007		2009/2008		2008/2007	
	Total	Used	Total	Used	Total	Used	Total	Used	Total	Used
Greece, total										
Road Motor Vehicles, total	270.408	36.342	344.547	44.037	351.579	51.636	-21,5	-17,5	-2,0	-14,7
1. Road motor cars	215.937	34.587	266.983	41.738	275.491	48.710	-19,1	-17,1	-3,1	-14,3
Passenger Cars	188.821	19.944	230.062	22.911	237.532	28.654	-17,9	-13,0	-3,1	-20,0
Busses	1.261	346	770	322	818	368	63,8	7,5	-5,9	-12,5
Lorries	25.855	14.297	36.151	18.505	37.141	19.688	-28,5	-22,7	-2,7	-6,0
2. Motorcycles > 50 cc	54.471	1.755	77.564	2.299	76.088	2.926	-29,8	-23,7	1,9	-21,4
Prefecture of Attica										
Road Motor Vehicles, total	118.769	8.985	151.322	11.772	155.390	14.031	-21,5	-23,7	-2,6	-16,1
1. Road motor cars	97.010	8.504	122.067	11.161	127.031	13.264	-20,5	-23,8	-3,9	-15,9
Passenger Cars	91.891	6.510	114.682	8.191	119.311	10.238	-19,9	-20,5	-3,9	-20,0
Busses	436	83	317	105	312	127	37,5	-21,0	1,6	-17,3
Lorries	4.683	1.911	7.068	2.865	7.408	2.899	-33,7	-33,3	-4,6	-1,2
2. Motorcycles > 50 cc	21.759	481	29.255	611	28.359	767	-25,6	-21,3	3,2	-20,3

New Registrations of Vehicles : January - August 2009



**Table 2: Road motor vehicles, both new and used, put into circulation for the first time in Greece :
2007 - 2009**

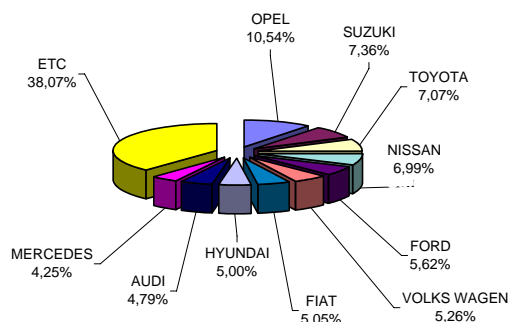
Category of Road Motor Vehicles	August						Change (%)			
	2009		2008		2007		2009/2008		2008/2007	
	Total	Used	Total	Used	Total	Used	Total	Used	Total	Used
Greece, total										
Road Motor Vehicles, total	36.104	5.521	34.625	3.915	38.477	5.359	4,3	41,0	-10,0	-26,9
1. Road motor cars	29.481	5.287	25.230	3.654	28.616	5.027	16,8	44,7	-11,8	-27,3
Passenger Cars	26.449	3.604	21.687	1.926	24.553	3.029	22,0	87,1	-11,7	-36,4
Busses	64	37	51	34	123	49	25,5	8,8	-58,5	-30,6
Lorries	2.968	1.646	3.492	1.694	3.940	1.949	-15,0	-2,8	-11,4	-13,1
2. Motorcycles > 50 cc	6.623	234	9.395	261	9.861	332	-29,5	-10,3	-4,7	-21,4
Prefecture of Attica										
Road Motor Vehicles, total	14.117	1.234	12.760	829	14.266	1.283	10,6	48,9	-10,6	-35,4
1. Road motor cars	12.066	1.181	10.270	791	11.508	1.211	17,5	49,3	-10,8	-34,7
Passenger Cars	11.564	1.007	9.727	593	10.727	965	18,9	69,8	-9,3	-38,5
Busses	35	14	30	22	51	21	16,7	-36,4	-41,2	4,8
Lorries	467	160	513	176	730	225	-9,0	-9,1	-29,7	-21,8
2. Motorcycles > 50 cc	2.051	53	2.490	38	2.758	72	-17,6	39,5	-9,7	-47,2



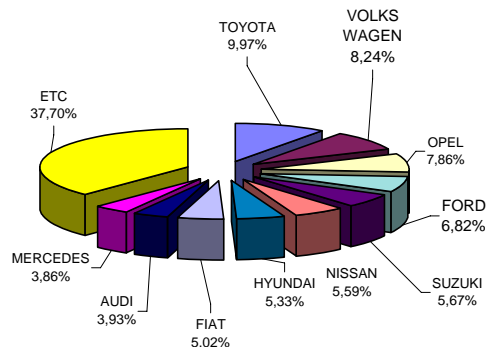
**Table 3. Sales of new and used passenger cars per make:
August and January - August 2009**

Makes	Passenger cars			
	August		Jan - Aug.	
	New	Used	New	Used
ALFA ROMEO	305	7	1.829	48
ALPINE	-	1	-	1
AMERICAN MOTORS	-	-	-	1
ASTON MARTIN	-	6	-	18
AUDI	1.095	267	6.645	1.214
AUSTIN	-	-	-	2
AUTOCARABANS - RIMOR SPA	-	-	2	-
B.M.W.	690	675	6.080	3.355
BACKDRA	-	-	-	1
BENTLEY	3	4	5	11
BOMBARD	-	-	-	1
CADILLAC	9	1	15	2
CHANGA CO	2	-	38	1
CHEVROLET	550	3	2.426	24
CHEVROLET (GENERAL MOTOR)	4	-	38	-
CHONGQI	1	-	18	1
CHRYSLER	154	47	1.579	222
CITROEN	428	13	4.424	132
DACIA	20	-	182	2
DAEWOO	-	1	1	20
DAIHATSU	324	29	3.050	172
DATSUN	-	-	-	1
DETHLEFFS GMBH	-	-	-	1
DODGE	73	3	590	8
FERRARI	1	7	24	20
FIAT	1.153	22	8.470	221
FIAT AUTO SPA	4	-	46	3
FORD	1.285	53	11.524	297
G.M.C.	-	-	-	1
GENERAL MOTORS	1	10	21	44
HOLDEN	-	-	-	1
HONDA	653	72	4.537	475
HUMMER	2	1	20	1
HYMER AG	-	2	2	8
HYUNDAI	1.142	15	8.994	110
ISUZU	-	1	-	3
IVECO SPA	-	-	1	1
JACK INTERNATIO	2	-	16	1
JAGUAR	13	16	97	63
KIA	596	5	3.680	33
LADA	3	-	122	2
LAMBORGHINI	1	2	7	5
LANCIA	156	-	890	10
LAND ROVER	71	28	267	147
LEYLAND	-	-	-	1
LOTUS	1	3	4	12
MASERATI	3	4	11	10
MAZDA	423	26	4.293	115
MC LOUIS SPA	-	-	-	1
MERCEDES	971	1.351	6.526	6.927
MG	-	-	-	1
MINI MAFER	-	2	-	2
MITSUBISHI	396	24	2.904	121
MORGAN	-	1	5	1
NISSAN	1.596	30	9.442	200
OPEL	2.409	93	13.273	604
PEUGEOT	889	15	6.103	140
PIAGGIO	-	-	-	1
PORSCHE	67	97	336	436
PRINCE	-	-	-	1
RENAULT	338	16	2.820	161
ROLLS ROYCE	-	-	-	1
SAAB	148	15	602	86
SEA S.P.A	-	1	-	2
SEAT	832	13	5.160	80
SHIJIAZHANG SH	-	-	-	1
SHUANGHUAN AUTO	2	-	13	-
SKODA	926	14	6.051	76
SMART	104	197	2.113	1.867
SSANGYONG	57	1	173	2
SUBARU	157	9	1.362	43
SUZUKI	1.681	77	9.581	473
TOYOTA	1.614	117	16.844	777
TRIGANO	-	-	-	1
TRIUMPH	-	1	-	1
VOLGA	-	-	-	1
VOLKS WAGEN	1.201	192	13.908	1.028
VOLVO	289	14	1.713	81
WESTFIELD SPORT	-	-	-	3
WILLYS	-	-	-	3
TOTAL	22.845	3.604	168.877	19.944

**Sales of new passenger cars :
August 2009**



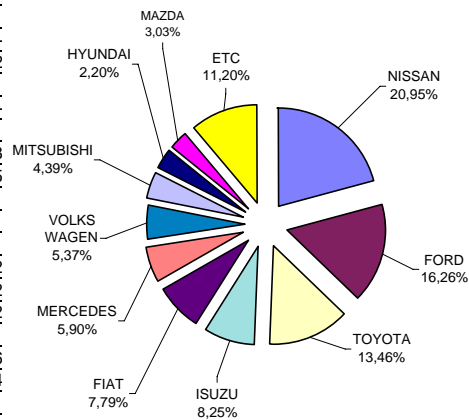
**Sales of new passenger cars :
January - August 2009**



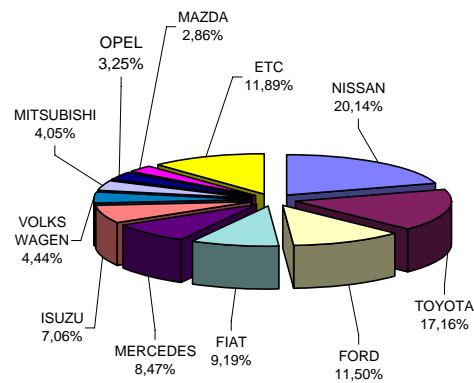
**Table 4. Sales of new and used lorries per make:
August and January - August 2009**

Makes	Lorries			
	August		Jan - Aug.	
	New	Used	New	Used
AMERICAN MOTORS	-	-	-	1
ASTRA	4	-	6	1
AUSTIN	-	-	-	1
B.M.C.	-	-	1	-
B.M.W.	-	1	-	2
BORCO-HOEHNS	-	-	-	1
CHANGAN CO	-	-	3	-
CHEVROLET	-	2	-	11
CHRYSLER	-	-	-	3
CITROEN	35	6	303	85
CONY	-	1	-	1
DACIA	27	1	58	1
DAEWOO	-	-	-	1
DAF	3	23	48	182
DAIHATSU	-	3	-	32
DODGE	-	3	-	12
FAUN	-	-	-	1
FIAT	103	23	1.062	276
FIAT-IVECO	-	4	-	74
FORD	215	131	1.329	1.101
GENERAL MOTORS	-	3	-	10
GOGOMOBIL	-	-	-	1
HANOMAG	-	-	-	1
HONDA	-	-	-	1
HYUNDAI	-	13	2	70
ISUZU	109	17	816	160
IVECO MAGIRUS	3	2	19	24
IVECO SPA	12	7	183	46
KIA	-	3	-	10
LADA	-	-	1	-
LEYLAND AUSTR.	-	-	-	1
MAGIRUS	-	-	-	1
MAN	5	58	135	627
MAZDA	40	35	330	294
MERCEDES	78	520	979	4.452
MITSUBISHI	58	178	468	1.408
MULTICAR	-	-	-	1
NISSAN	277	150	2.328	1.158
OAF	-	-	-	2
OM	-	-	-	1
OPEL	32	56	376	449
PEUGEOT	45	3	175	76
PFAU	-	1	-	2
PIAGGIO	4	4	90	36
PIJPOPS	-	-	-	1
RELIANT	-	-	-	1
RENAULT	10	35	127	283
ROVER	3	1	4	3
SAAB	-	-	-	1
SCANIA	2	37	80	313
SEAT	-	4	3	27
SKODA	-	14	2	146
SOVAB	2	1	8	5
SSANGYONG	2	1	20	1
STEYER	-	-	-	5
SUBARU	-	-	-	1
SUZUKI	-	5	-	46
TATA	-	-	-	1
TOYOTA	178	105	1.983	845
VOLKS WAGEN	71	120	513	1.299
VOLVO	4	75	106	702
TOTAL	1.322	1.646	11.558	14.297

Sales of new lorries : August 2009

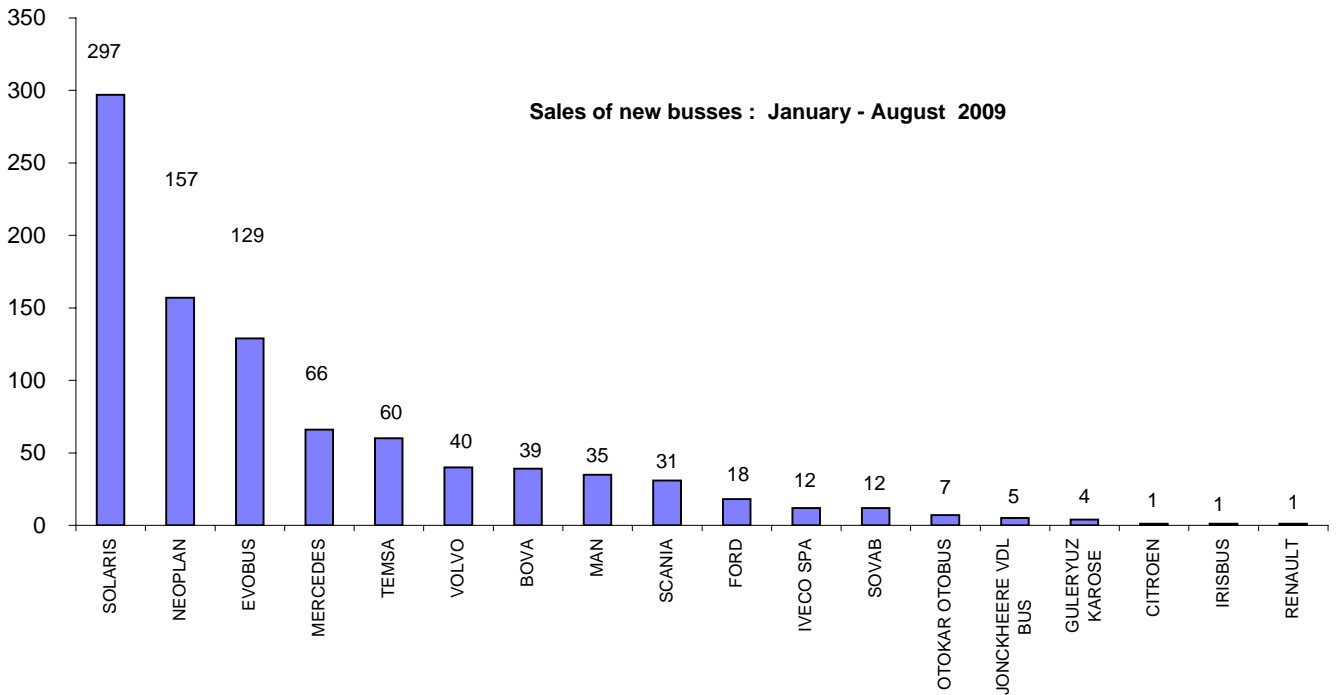
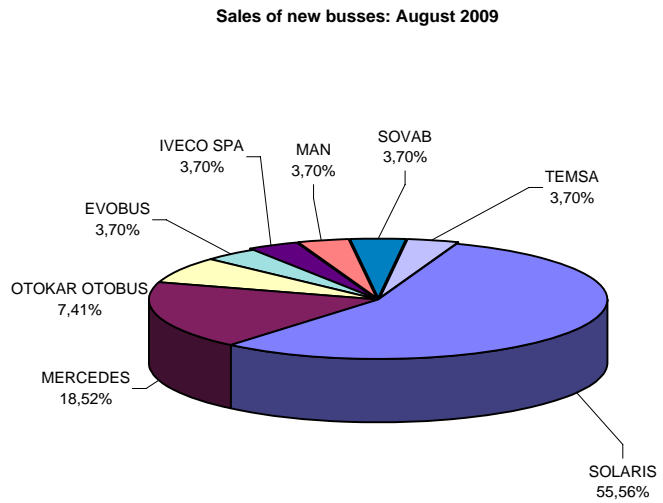


Sales of new lorries: January - August 2009



**Table 5. Sales of new and used busses per make:
August and January - August 2009**

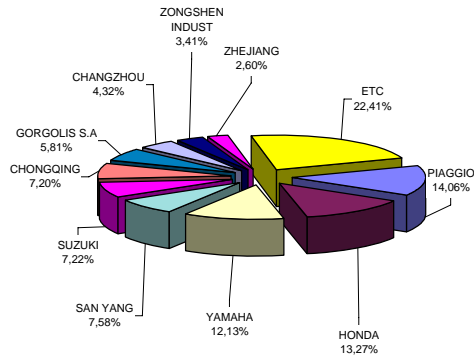
Makes	Busses			
	August		Jan - Aug.	
	new	used	new	used
BOVA	-	1	39	14
CITROEN	-	-	1	-
EOS-COACH	-	1	-	1
EOBUS	1	3	129	29
FIAT-IVECO	-	-	-	5
FORD	-	1	18	4
G.AUWARTER	-	-	-	7
GULERYUZ KAROSE	-	-	4	-
IRISBUS	-	-	1	-
IRIZAR	-	-	-	1
IVECO SPA	1	-	12	-
JONCKHEERE VDL BUS	-	-	5	-
KASSBOHRER	-	-	-	21
MAN	1	3	35	34
MERCEDES	5	22	66	165
NEOPLAN	-	-	157	15
NOGE	-	-	-	1
OTOKAR OTOBUS	2	-	7	-
RENAULT	-	-	1	3
SCANIA	-	-	31	9
SETRA	-	3	-	13
SICCAR	-	1	-	1
SOLARIS	15	-	297	-
SOVAB	1	-	12	-
TEMSA	1	-	60	2
TROEGMOLLER	-	1	-	14
VAN HOOL	-	-	-	2
VOLVO	-	1	40	5
TOTAL	27	37	915	346



**Table 6. Sales of new and used motorcycles per make:
August and January - August 2009**

Makes	Motorcycles			
	August		Jan - Aug.	
	new	used	new	used
AEON MOTOR	8	-	120	-
AIE MOTOR	2	-	9	-
AIXAM	-	-	3	-
AMSTRONG	14	-	104	-
APRILIA	1	3	28	34
ARCTIC CAT AG	-	-	7	-
B.M.W.	79	33	1.172	259
BAROSSA	-	-	-	2
BELGARDA SPA	-	-	-	2
BENZHOU	1	-	27	1
BIMOTA SPA	3	-	3	-
BOMBARDIER INC.	5	-	28	-
BOOM TRIKES	-	-	2	1
BOXER S.R.L.	1	-	15	-
BUELL MOTORCYCL	1	2	8	7
BUYANG GROUP CO FA - G300	2	-	25	-
CARTER BROTHERS	2	-	12	-
CHANGZHOU	276	-	2.089	2
CHINA JIALING	16	-	78	1
CHONGQING	460	1	3.633	13
CHUNFENG	18	-	101	1
CIXI KINGRING	6	-	29	-
DAELIM	17	3	234	6
DALL'ARA SRL	-	-	2	-
DAZON	-	-	3	-
DINLI METAL	-	-	6	-
DRESEL MCT	2	-	33	2
DUCATI	23	4	164	30
EGIMOTORS	1	-	10	-
G.H.E. MOTORHIS	2	-	3	-
GAMAX MOTO CORPORATION	-	-	8	-
GAS GAS	1	-	14	-
GI EE INDUSTRY	-	-	6	-
GORGOLIS S.A	371	3	3.005	5
GUANGZHOU	92	1	513	2
HARLEY DAVIDSON	5	7	131	59
HERCHEE INDUSTR	12	1	73	1
HONDA	848	41	7.010	339
HUANAN MOTORS	1	-	4	-
HYOSUNG MOTORS	6	1	66	4
JIANGMEN	13	-	112	-
JIANGMEN SINO-H	6	-	44	-
JIANGSU	39	-	566	3
JIANSHE	1	-	2	-
JI-EE INDUSTRY	1	-	15	-
JINAN QINGQI	40	-	401	3
JINCHENG	1	-	6	1
JONWAY	8	-	75	-
K.L. S.P.A	109	-	959	1
K.L. S.R.L.	-	-	5	-
K.T.M	82	4	523	29
KAWASAKI	150	24	1.441	196
KEEWAY	8	-	92	-
KWANG YANG	144	-	1.192	5
KYMC0	-	-	-	2
LIFAN INDUSTRY	10	-	63	-
LIFENG GROUP CO	-	-	6	-
LML LIMITED (E STAR DELUXE.	1	-	20	-
LONCIN GROUP	16	-	63	-
MALAGUTI SPA	8	1	78	7
MBK INDUSTRIE	87	2	766	20
MOTIVE POWER	6	-	29	1
MOTO GUZZI	3	-	45	3
MOTO MORINI	2	-	7	-
MOTO SPA	4	1	54	2
MOTOBRIKE TRADI	-	-	3	-
MV AGUSTA	-	1	10	6
NACIONAL MOTOR	16	-	70	-
NANCHANG KE CHI	-	-	2	-
NANJING JINCHEN	-	-	2	-
NEW FORCE MOTOR	8	-	53	-
NINGBO DONGFANG LINGYU	-	-	9	1
PEUGEOT	37	3	203	5
PIAGGIO	898	4	7.549	81
PK IRBIT MOTORCYCLE PLANT	2	-	3	-
POLARIS	-	1	6	3
QINGQI GROUP NI	-	-	4	-
R.G.P. SRL	2	-	18	-
RIEJU	-	-	3	-
ROYAL ENFIELD	-	-	14	-
S&T MOTORS CO L	1	-	26	1
SAN YANG	484	-	3.520	5
SHANGAI HONLIN	5	-	26	-
SHANGDONG LIANG	3	-	11	1
SHANGHAI GOKA	1	-	39	-
SHANGHAI JIALIN	12	-	94	-
SHANGHAI JMSTAR	3	-	13	-
SHANGHAI SHENKE	3	-	22	-
SKY TEAM	4	-	62	-
STANDARD MOTOR	1	-	17	2
SUZUKI	461	39	3.791	230
TAIWAN GOLDEN B	2	1	24	1
TAIZHOU	101	-	952	2
TM RACING S.R.L.	-	-	5	-
TRIUMPH	36	-	475	2
UNIVERSAL	1	-	2	-
WENLING ZHENSHE	5	-	13	-
WUXI FUTONG	-	-	12	-
XIAMEN XIASHING	70	-	439	-
XINGYUE	6	-	57	-
YAMAHA	775	49	6.447	346
YONGKANG	3	-	14	-
ZENGCHENG HAILI	39	-	196	-
ZHEJIANG	166	1	1.457	5
ZHONGSHAN GUOCH	4	-	19	1
ZHUZHOU JIANSHE	7	-	45	-
ZONGSHEN INDUST	218	1	1.634	4
ETC	-	2	13	15
TOTAL	6.389	234	52.716	1.755

Sales of new motorcycles : August 2009



Sales of new motorcycles : January - August 2009

