




HELLENIC REPUBLIC



MINISTRY OF ECONOMY AND FINANCE



GENERAL SECRETARIAT OF
THE NATIONAL STATISTICAL
SERVICE OF GREECE

Piraeus, 4 -9 -2009

PRESS RELEASE

Vehicle Circulation Licences

June 2009

Revised data of June 2009 (date of release 3- 7- 2009)

The General Secretariat of the National Statistical Service of Greece announces that during the period of January - June 2009, 145.587 road motor cars (both new and used abroad) were put into circulation for the first time, representing a decrease of 28,8% compared to the corresponding period of 2008. A decrease of 2,9% had been observed during the period of January - June 2008, compared to the one of 2007.

Furthermore, the circulation of new motorcycles (above 50cc) during 2009 amounted in 36.922, against 51.720 in 2008 representing a 28,6% decrease. An increase of 1,7% had been observed during the period of January - June 2008 compared to the corresponding one of 2007.

Responsible: Konstantinos Menexes

Phone : (0030) 210 4852500

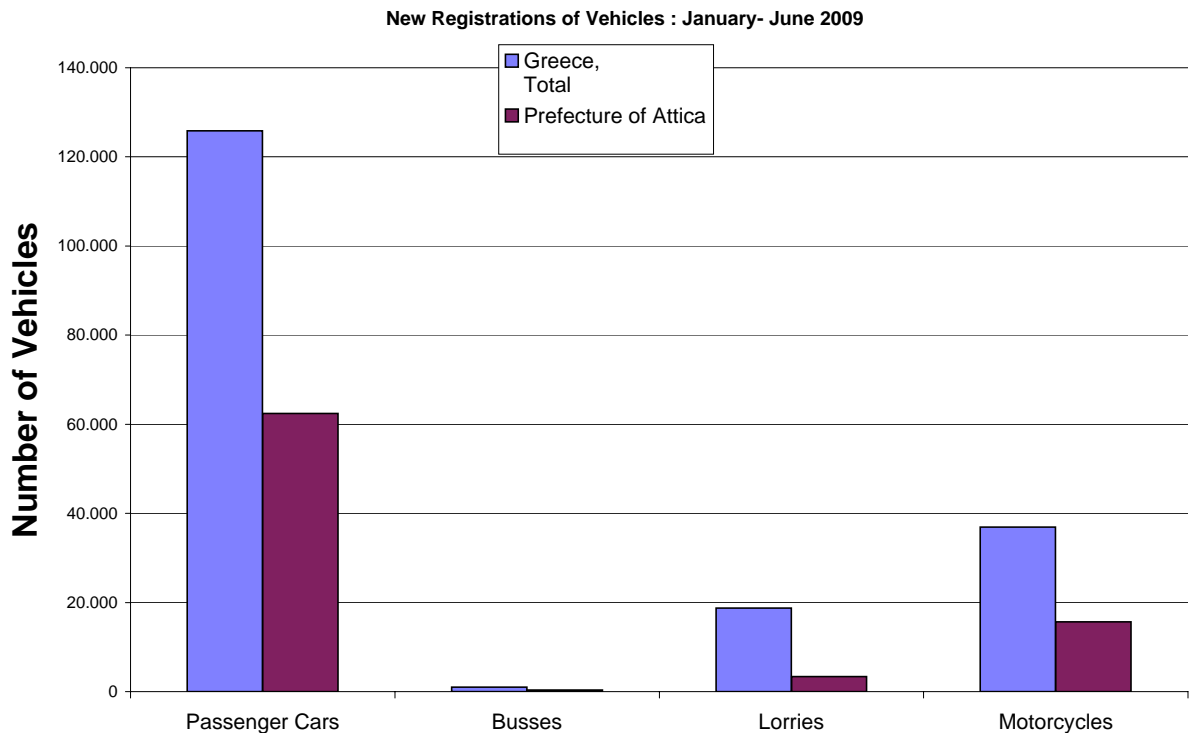
FAX : (0030) 210 4852496

e-mail : menexesk@statistics.gr

<http://www.statistics.gr>

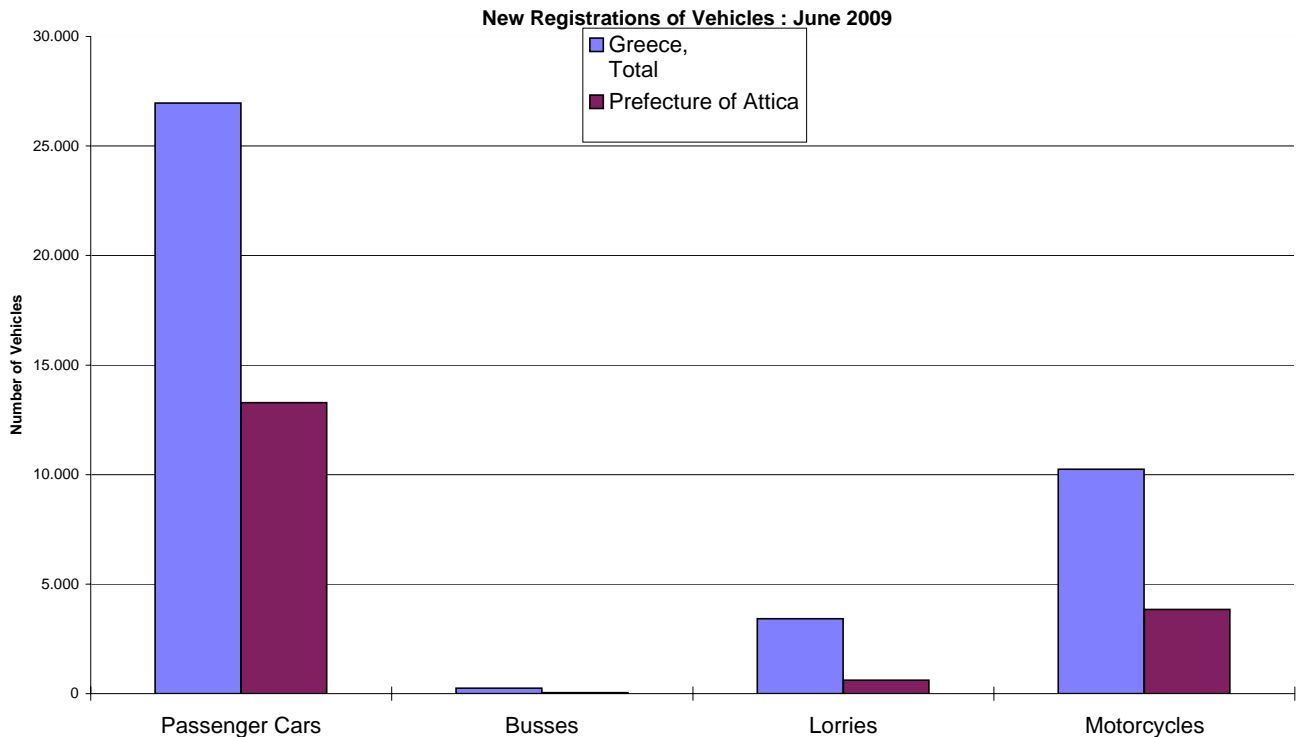
Table 1: Road motor vehicles, both new and used, put into circulation for the first time in Greece: 2007 - 2009

Category of Road Motor Vehicles	January- June						Change (%)			
	2009		2008		2007		2009/2008		2008/2007	
	Total	Used	Total	Used	Total	Used	Total	Used	Total	Used
Greece, total										
Road Motor Vehicles, total	182.509	23.947	256.151	34.188	263.098	39.743	-28,7	-30,0	-2,6	-14,0
1. Road motor cars	145.587	22.756	204.431	32.557	210.494	37.592	-28,8	-30,1	-2,9	-13,4
Passenger Cars	125.877	12.126	176.390	18.046	181.563	22.077	-28,6	-32,8	-2,8	-18,3
Busses	981	261	646	251	582	270	51,9	4,0	11,0	-7,0
Lorries	18.729	10.369	27.395	14.260	28.349	15.245	-31,6	-27,3	-3,4	-6,5
2. Motorcycles > 50 cc	36.922	1.191	51.720	1.631	52.604	2.151	-28,6	-27,0	-1,7	-24,2
Prefecture of Attica										
Road Motor Vehicles, total	81.827	5.856	115.362	9.251	118.990	10.885	-29,1	-36,7	-3,0	-15,0
1. Road motor cars	66.140	5.523	93.989	8.784	97.916	10.292	-29,6	-37,1	-4,0	-14,7
Passenger Cars	62.425	4.044	88.361	6.461	92.117	7.916	-29,4	-37,4	-4,1	-18,4
Busses	351	57	256	65	221	87	37,1	-12,3	15,8	-25,3
Lorries	3.364	1.422	5.372	2.258	5.578	2.289	-37,4	-37,0	-3,7	-1,4
2. Motorcycles > 50 cc	15.687	333	21.373	467	21.074	593	-26,6	-28,7	1,4	-21,2



**Table 2: Road motor vehicles, both new and used, put into circulation for the first time in Greece :
2007 - 2009**

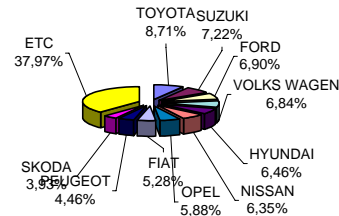
Category of Road Motor Vehicles	June						Change (%)			
	2009		2008		2007		2009/2008		2008/2007	
	Total	Used	Total	Used	Total	Used	Total	Used	Total	Used
Greece, total										
Road Motor Vehicles, total	40.892	4.851	46.878	4.942	49.891	6.431	-12,8	-1,8	-6,0	-23,2
1. Road motor cars	30.642	4.549	33.320	4.598	36.589	6.009	-8,0	-1,1	-8,9	-23,5
Passenger Cars	26.966	2.641	28.935	2.432	31.833	3.507	-6,8	8,6	-9,1	-30,7
Busses	254	39	59	35	106	40	330,5	11,4	-44,3	-12,5
Lorries	3.422	1.869	4.326	2.131	4.650	2.462	-20,9	-12,3	-7,0	-13,4
2. Motorcycles > 50 cc	10.250	302	13.558	344	13.302	422	-24,4	-12,2	1,9	-18,5
Prefecture of Attica										
Road Motor Vehicles, total	17.784	1.235	20.721	1.440	22.023	1.812	-14,2	-14,2	-5,9	-20,5
1. Road motor cars	13.944	1.156	15.793	1.339	17.302	1.700	-11,7	-13,7	-8,7	-21,2
Passenger Cars	13.285	877	14.851	955	16.289	1.289	-10,5	-8,2	-8,8	-25,9
Busses	42	8	15	8	39	17	180,0	0,0	-61,5	-52,9
Lorries	617	271	927	376	974	394	-33,4	-27,9	-4,8	-4,6
2. Motorcycles > 50 cc	3.840	79	4.928	101	4.721	112	-22,1	-21,8	4,4	-9,8



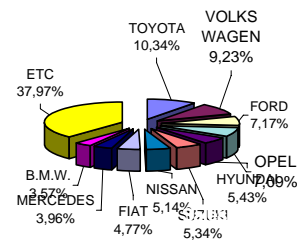
**Table 3. Sales of new and used passenger cars per make:
June and January- June 2009**

Makes	Passenger cars			
	June		Jan - Jun.	
	New	Used	New	Used
ALFA ROMEO	271	4	1.065	40
AMERICAN MOTORS	-	-	-	1
ASTON MARTIN	-	2	-	11
AUDI	772	163	4.007	683
AUSTIN	-	-	-	2
AUTOCARABANS - RIMOR SPA	2	-	2	-
B.M.W.	733	458	4.056	1.926
BACKDRA	-	-	-	1
BENTLEY	-	4	2	5
BOMBARD	-	-	-	1
CADILLAC	-	-	4	1
CHANGA CO	4	-	35	1
CHEVROLET	264	3	1.323	16
CHEVROLET (GENERAL MOTOR)	-	-	30	-
CHONGQI	1	-	14	1
CHRYSLER	362	38	1.191	127
CITROEN	751	12	3.173	98
DACIA	21	-	128	2
DAEWOO	-	5	-	16
DAIHATSU	627	22	2.233	114
DODGE	91	2	454	3
FERRARI	7	2	19	8
FIAT	1.285	35	5.422	164
FIAT AUTO SPA	15	-	28	3
FORD	1.678	42	8.152	181
GENERAL MOTORS	17	5	19	28
HOLDEN	-	-	-	-
HONDA	608	54	3.242	313
HUMMER	-	-	17	-
HYMER AG	-	1	1	5
HYUNDAI	1.571	25	6.177	79
ISUZU	-	-	-	1
IVECO SPA	-	-	1	1
JACK INTERNATIO	2	-	13	1
JAGUAR	12	13	62	36
KIA	497	8	2.418	19
LADA	13	-	97	1
LAMBORGHINI	-	1	3	2
LANCIA	152	2	523	10
LAND ROVER	30	19	161	82
LOTUS	-	2	2	6
MASERATI	-	2	5	3
MAZDA	765	17	3.327	65
MERCEDES	717	956	4.509	3.969
MG	-	1	-	1
MINI	-	-	-	-
mitsubishi	509	17	1.995	78
MORGAN	-	-	2	-
NISSAN	1.544	20	5.848	124
OPEL	1.430	69	8.066	396
PEUGEOT	1.086	15	4.027	106
PIAGGIO	-	-	-	1
PORSCHE	53	65	213	226
PRINCE	-	-	-	1
RENAULT	334	22	1.986	110
SAAB	49	11	260	49
SEA S.P.A	-	1	-	1
SEAT	576	7	3.234	58
SHUANGHUAN AUTO	-	-	8	-
SKODA	955	11	3.932	50
SMART	418	208	1.724	1.384
SSANGYONG	42	-	94	-
SUBARU	212	5	1.007	28
SUZUKI	1.757	55	6.073	301
TOYOTA	2.118	108	11.764	507
TRIGANO	-	-	-	1
VOLGA	-	-	-	1
VOLKS WAGEN	1.665	119	10.495	619
VOLVO	309	9	1.108	54
WESTFIELF SPORT	-	1	-	3
WILLYS	-	-	-	1
TOTAL	24.325	2.641	113.751	12.126

**Sales of new passenger cars :
June 2009**



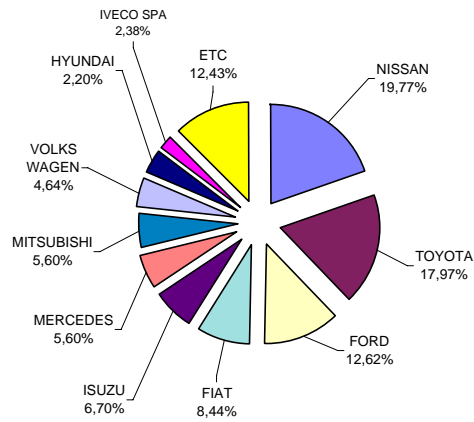
**Sales of new passenger cars :
January - June 2009**



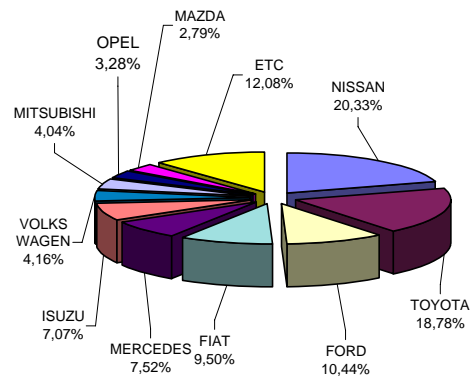
**Table 4. Sales of new and used lorries per make:
June and January- June 2009**

Makes	Lorries			
	June		Jan - Jun.	
	New	Used	New	Used
AMERICAN MOTORS	-	-	-	1
ASTRA	-	-	2	1
B.M.C.	-	-	1	-
B.M.W.	-	-	-	1
BORCO-HOEHNS	-	1	-	1
CHANGAN CO	1	-	3	-
CHEVROLET	-	1	-	7
CHRYSLER	-	-	-	2
CITROEN	35	11	230	58
DACIA	12	-	15	-
DAF	9	22	39	131
DAIHATSU	-	2	-	24
DODGE	-	1	-	8
FAUN	-	-	-	1
FIAT	131	35	794	208
FIAT-IVECO	-	10	-	58
FORD	196	158	873	812
GENERAL MOTORS	-	5	-	7
GOGOMOBIL	-	-	-	1
HANOMAG	-	-	-	1
HYUNDAI	-	9	1	52
ISUZU	104	22	591	117
IVECO MAGIRUS	3	6	11	16
IVECO SPA	37	10	149	35
KIA	-	-	-	7
LADA	1	-	1	-
LEYLAND AUSTR.	-	-	-	1
MAGIRUS	-	1	-	1
MAN	21	81	116	439
MAZDA	60	33	233	224
MERCEDES	87	570	629	3.158
MITSUBISHI	87	158	338	1.029
MULTICAR	-	-	-	1
NISSAN	307	141	1.700	822
OAF	-	-	-	1
OM	-	-	-	1
OPEL	30	64	274	332
PEUGEOT	17	7	90	54
PFAU	-	-	-	1
PIAGGIO	17	5	69	28
PIJPOPS	-	-	-	1
RELIANT	-	-	-	1
RENAULT	23	46	93	208
ROVER	-	-	1	2
SAAB	-	-	-	1
SCANIA	3	43	69	225
SEAT	1	2	2	20
SKODA	-	24	2	114
SOVAB	1	-	4	4
SSANGYONG	4	-	15	-
STEYER	-	-	-	5
SUBARU	-	-	-	1
SUZUKI	-	6	-	38
TOYOTA	279	114	1.570	615
VOLKS WAGEN	72	174	348	973
VOLVO	15	107	97	520
TOTAL	1.553	1.869	8.360	10.369

Sales of new lorries : June 2009

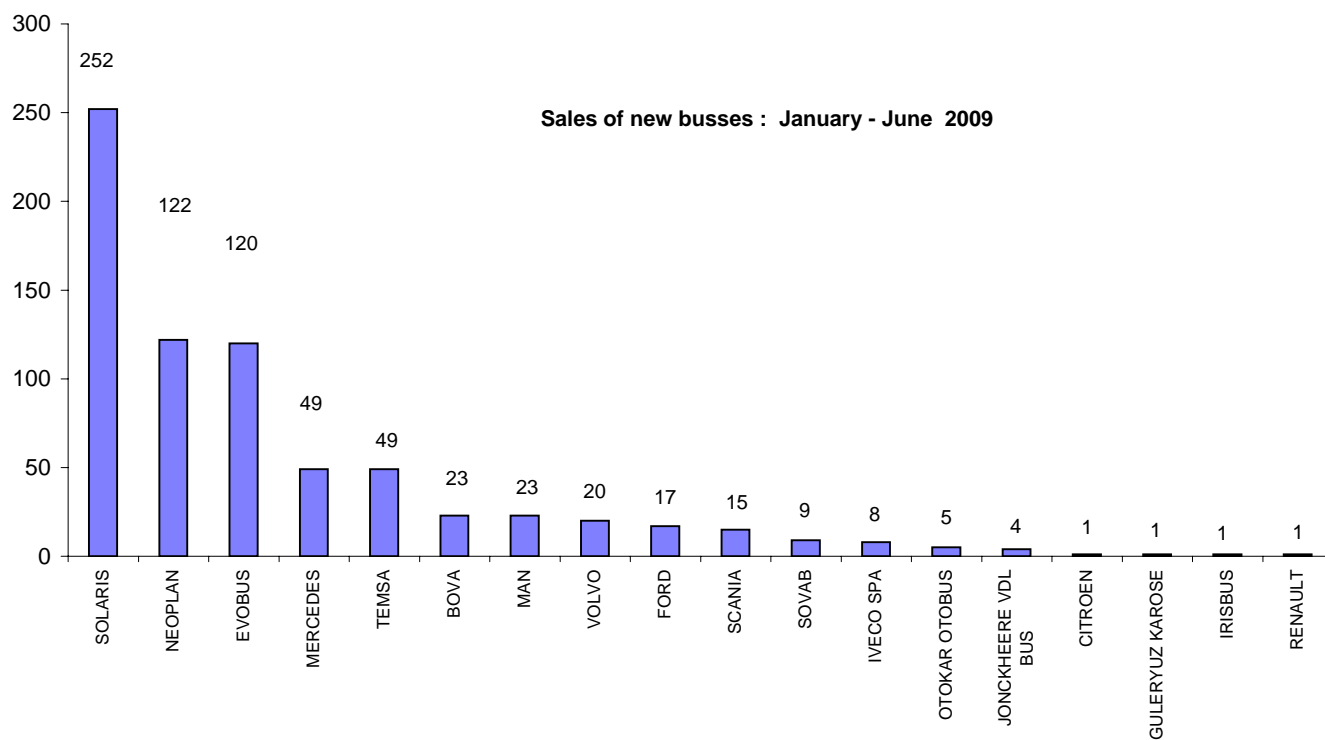
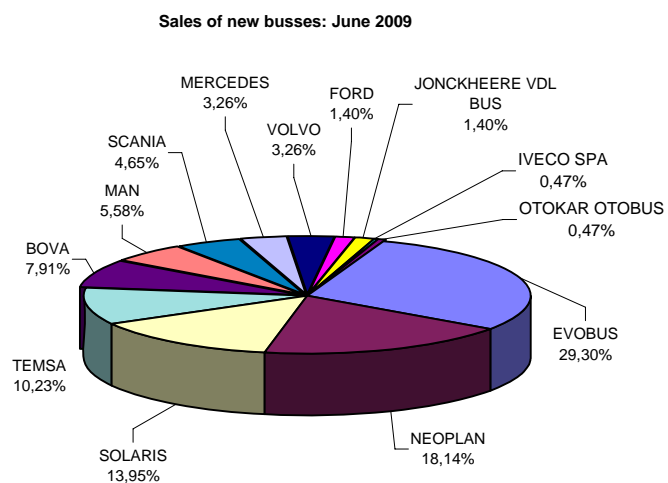


Sales of new lorries: January - June 2009



**Table 5. Sales of new and used busses per make:
June and January- June 2009**

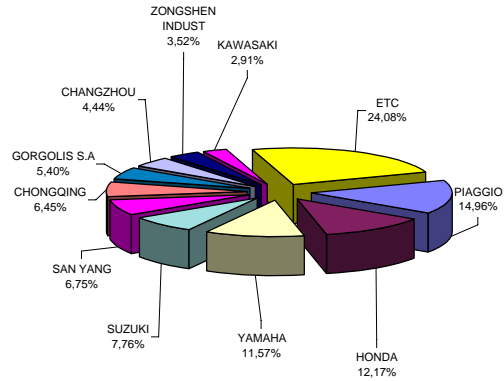
Makes	Busses			
	June		Jan - Jun.	
	new	used	new	used
BOVA	17	3	23	9
CITROEN	-	-	1	-
EVOBUS	63	4	120	21
FIAT-IVECO	-	1	-	5
FORD	3	1	17	2
G.AUWARTER	-	-	-	7
GULERYUZ KAROSE	-	-	1	-
IRISBUS	-	-	1	-
IVECO SPA	1	-	8	-
JONCKHEERE VDL BUS	3	-	4	-
KASSBOHRER	-	3	-	21
MAN	12	4	23	26
MERCEDES	7	17	49	119
NEOPLAN	39	2	122	13
OTOKAR OTOBUS	1	-	5	-
RENAULT	-	-	1	3
SCANIA	10	1	15	6
SETRA	-	2	-	10
SOLARIS	30	-	252	-
SOVAB	-	-	9	-
TEMSA	22	-	49	2
TROEGMOLLER	-	-	-	12
VAN HOOL	-	1	-	2
VOLVO	7	-	20	3
TOTAL	215	39	720	261



**Table 6. Sales of new and used motorcycles per make:
June and January- June 2009**

Makes	Motorcycles			
	June		Jan - Jun.	
	new	used	new	used
AEON MOTOR	29	-	76	-
AIE MOTOR	-	-	2	-
AIXAM	1	-	3	-
AMSTRONG	24	-	67	-
APRILIA	5	9	22	26
ARCTIC CAT AG	-	-	6	-
B.M.W	276	51	827	174
BAROSSA	-	-	-	2
BELGARDA SPA	-	-	-	2
BENZHOU VEHICLE	2	-	23	-
BETA MOTOR SPA	1	-	1	-
BOMBARDIER INC.	4	-	21	-
BOXER S.R.L	4	-	10	-
BUELL MOTORCYCL	1	1	6	4
BUYANG GROUP CO FA - G300	9	-	17	-
CARTER BROTHERS	4	-	6	-
CHANGZHOU	442	1	1.308	2
CHINA JIALING	9	-	47	-
CHONGQING	642	-	2.445	10
CHUNFENG	13	-	67	1
CIXI KINGRING	2	-	16	-
DAELIM	49	1	172	1
DALL'ARA SRL	-	-	2	-
DINLI METAL	3	-	6	-
DRESEL MCT	2	-	25	2
DUCATI	22	4	107	22
EGIMOTORS	-	-	7	-
GAMAX MOTO CORPORATION	4	-	7	-
GAS GAS	1	-	10	-
GI EE INDUSTRY	-	-	4	-
GORGOLIS S.A	537	1	2.056	2
GUANGZHOU	107	-	306	-
HARLEY DAVIDSON	20	6	107	40
HERCHEE INDUSTR	14	-	33	-
HONDA	1.211	54	4.774	235
HUSOVARNA	-	-	1	1
HYOSUNG MOTORS	13	2	50	3
JIANGMEN	21	-	78	-
JIANGMEN SINO-H	12	-	29	-
JIANGSU	104	-	471	3
JI-EE INDUSTRY	4	-	8	-
JINAN QINGQI	73	1	273	2
JINCHENG	1	1	3	1
JONWAY	14	-	51	-
K.L. S.P.A	146	1	688	1
K.L. S.R.L.	-	-	4	-
K.T.M	82	5	356	20
KAWASAKI	289	27	1.028	131
KEEWAY	10	-	66	-
KWANG YANG	252	1	689	4
KYMCO	-	-	-	2
LIFAN INDUSTRY	12	-	48	-
LIFENG GROUP CO	-	-	5	-
LML LIMITED (E STAR DELUXE)	6	-	13	-
LONCIN GROUP	12	-	35	-
MALAGUTI SPA	15	4	60	6
MBK INDUSTRIE	154	4	526	12
MOTIVE POWER	7	-	18	1
MOTO GUZZI	9	-	37	3
MOTO MORINI	2	-	5	-
MOTO SPA	8	1	45	1
MOTOBRIKE TRADI	-	-	3	-
MV AGUSTA	3	2	7	4
NACIONAL MOTOR	6	-	43	-
NANCHANG KE CHI	-	-	2	-
NANJING JINCHEN	-	-	2	-
NEW FORCE MOTOR	8	-	34	-
NINGBO	1	-	8	-
PEUGEOT	42	-	123	2
PIAGGIO	1.488	19	5.279	61
POLARIS	-	1	5	2
QINGQI GROUP NI	-	-	4	-
R.G.P. SRL	1	-	12	-
RIEJU	1	-	3	-
ROYAL ENFIELD	5	-	11	-
S&T MOTORS CO L	7	-	20	1
SAN YANG	671	1	2.231	4
SHANGAI HONLIN	1	-	7	-
SHANGDONG LIANG	3	-	6	-
SHANGHAI GOKA	15	-	29	-
SHANGHAI JIALIN	17	-	56	-
SHANGHAI JMSTAR	2	-	8	-
SHANGHAI SHENKE	2	-	12	-
SKY TEAM	17	-	35	-
STANDARD MOTOR	4	-	14	1
SUZUKI	772	42	2.648	153
TAIWAN GOLDEN B	5	-	17	-
TAIZHOU	133	-	665	1
TAVONI MECANICA	1	-	1	-
TM RACING S.R.L	-	-	4	-
TRIUMPH	83	-	359	1
VOLKS WAGEN	-	1	-	1
WENLING ZHENSHE	1	-	2	-
WENZHOU NEW CONCEPT PO	1	-	1	-
WUXI FUTONG	1	-	10	-
XIAMEN XIASHING	148	-	242	-
XINGYUE	5	-	31	-
YAMAHA	1.151	60	4.386	232
YONGKANG	1	-	8	-
ZENGCHENG HAILI	36	-	120	-
ZHEJIANG	270	-	964	4
ZHONGSHAN GUOCH	4	-	13	1
ZHUZHOU JIANSHE	8	-	37	-
ZONGSHEN INDUST	350	1	1.083	3
ETC	-	-	13	6
TOTAL	9.948	302	35.731	1.191

Sales of new motorcycles : June 2009



Sales of new motorcycles : January - June 2009

