



HELLENIC REPUBLIC



MINISTRY OF ECONOMY AND FINANCE



GENERAL SECRETARIAT OF
THE NATIONAL STATISTICAL
SERVICE OF GREECE

Peiraeus, 5 - 6 - 2009

PRESS RELEASE

Vehicle Circulation Licences

May 2009

The General Secretariat of the National Statistical Service of Greece announces that during the period of January - May 2009, 114.945 road motor cars (both new and used abroad) were put into circulation for the first time, representing a decrease of 32,8% compared to the corresponding period of 2008. A decrease of 1,6% had been observed during the period of January - May 2008 , compared to the one of 2007.

Furthermore, the circulation of new motorcycles (above 50cc) during 2009 amounted in 26.672, against 38.162 in 2008 representing a 30,1% decrease. A decrease of 2,9% had been observed during the period of January - May 2008 compared to the corresponding one of 2007.

Responsible: Konstantinos Menexes

Phone : 210 4852500

FAX : 210 4852496

e-mail : menexesk@statistics.gr

Table 1: Road motor vehicles, both new and used, put into circulation for the first time in Greece: 2007 - 2009

Category of Road Motor Vehicles	January - May						Change (%)			
	2009		2008		2007		2009/2008		2008/2007	
	Total	Used	Total	Used	Total	Used	Total	Used	Total	Used
Greece, total										
Road Motor Vehicles, total	141.617	19.096	209.273	29.246	213.207	33.312	-32,3	-34,7	-1,8	-12,2
1. Road motor cars	114.945	18.207	171.111	27.959	173.905	31.583	-32,8	-34,9	-1,6	-11,5
Passenger Cars	98.911	9.485	147.455	15.614	149.730	18.570	-32,9	-39,3	-1,5	-15,9
Busses	727	222	587	216	476	230	23,9	2,8	23,3	-6,1
Lorries	15.307	8.500	23.069	12.129	23.699	12.783	-33,6	-29,9	-2,7	-5,1
2. Motorcycles > 50 cc	26.672	889	38.162	1.287	39.302	1.729	-30,1	-30,9	-2,9	-25,6
Prefecture of Attica										
Road Motor Vehicles, total	64.043	4.621	94.641	7.811	96.967	9.073	-32,3	-40,8	-2,4	-13,9
1. Road motor cars	52.196	4.367	78.196	7.445	80.614	8.592	-33,2	-41,3	-3,0	-13,3
Passenger Cars	49.140	3.167	73.510	5.506	75.828	6.627	-33,2	-42,5	-3,1	-16,9
Busses	309	49	241	57	182	70	28,2	-14,0	32,4	-18,6
Lorries	2.747	1.151	4.445	1.882	4.604	1.895	-38,2	-38,8	-3,5	-0,7
2. Motorcycles > 50 cc	11.847	254	16.445	366	16.353	481	-28,0	-30,6	0,6	-23,9

New Registrations of Vehicles : January - May 2009

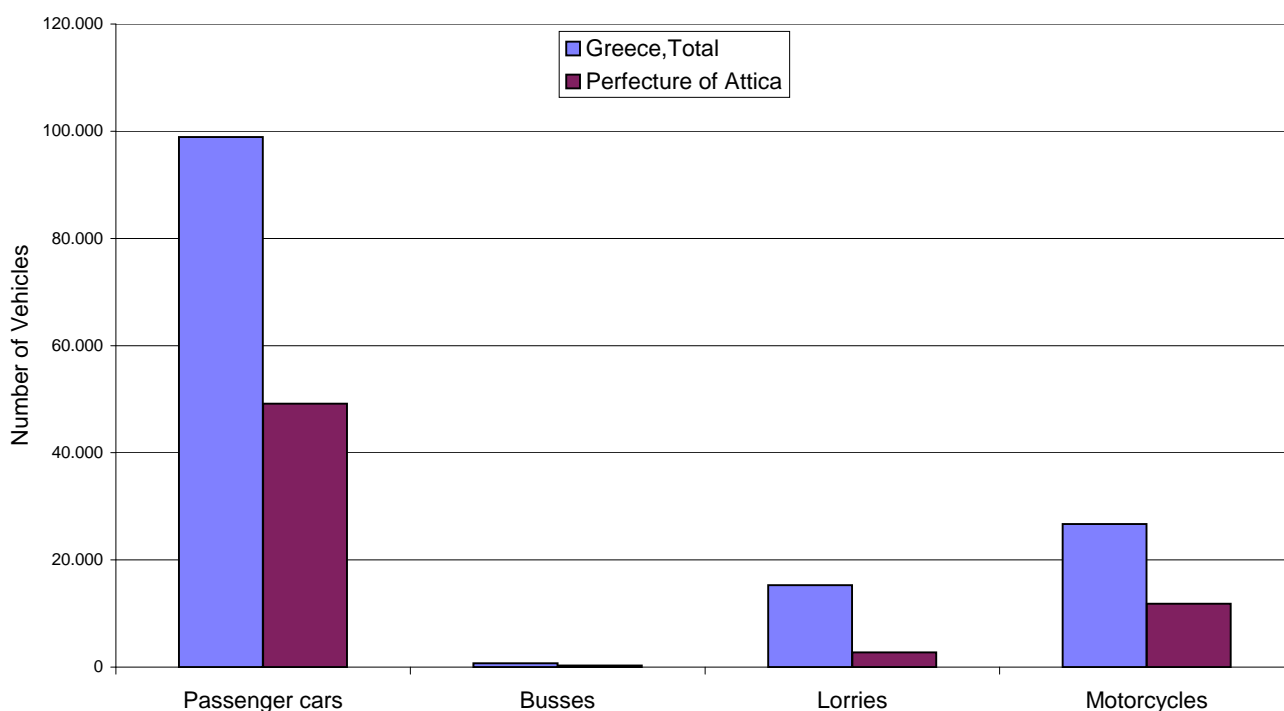
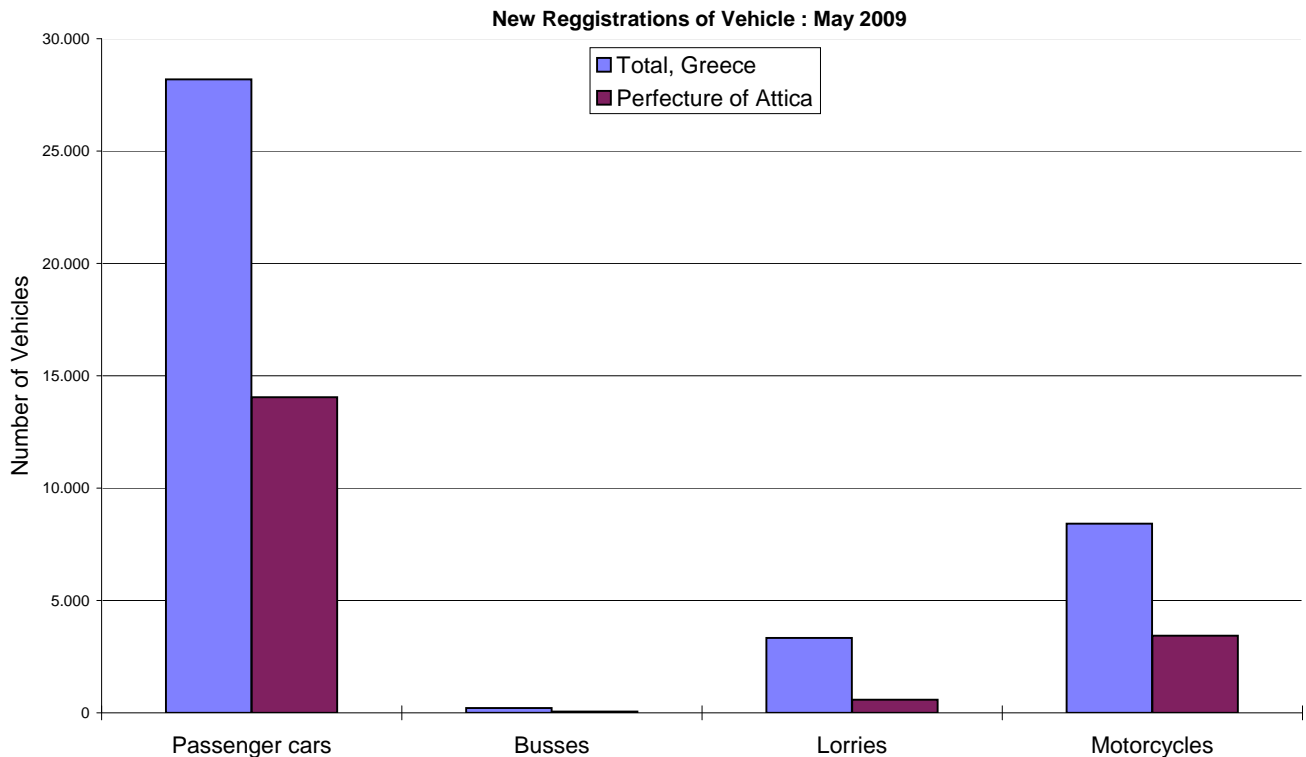


Table 2: Road motor vehicles, both new and used, put into circulation for the first time in Greece : 2007 - 2009

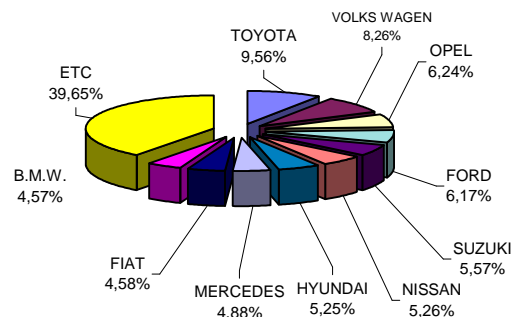
Category of Road Motor Vehicles	May						Change (%)			
	2009		2008		2007		2009/2008		2008/2007	
	Total	Used	Total	Used	Total	Used	Total	Used	Total	Used
Greece, total										
Road Motor Vehicles, total	40.159	4.321	43.090	5.399	50.248	6.424	-6,8	-20,0	-14,2	-16,0
1. Road motor cars	31.737	4.080	31.738	5.050	37.422	6.004	0,0	-19,2	-15,2	-15,9
Passenger Cars	28.190	2.195	27.221	2.496	32.564	3.317	3,6	-12,1	-16,4	-24,8
Busses	214	38	99	56	142	56	116,2	-32,1	-30,3	0,0
Lorries	3.333	1.847	4.418	2.498	4.716	2.631	-24,6	-26,1	-6,3	-5,1
2. Motorcycles > 50 cc	8.422	241	11.352	349	12.826	420	-25,8	-30,9	-11,5	-16,9
Prefecture of Attica										
Road Motor Vehicles, total	18.121	1.112	19.524	1.463	23.791	1.704	-7,2	-24,0	-17,9	-14,1
1. Road motor cars	14.691	1.047	15.073	1.382	18.791	1.589	-2,5	-24,2	-19,8	-13,0
Passenger Cars	14.048	788	14.141	975	17.798	1.183	-0,7	-19,2	-20,5	-17,6
Busses	62	13	38	15	51	20	63,2	-13,3	-25,5	-25,0
Lorries	581	246	894	392	942	386	-35,0	-37,2	-5,1	1,6
2. Motorcycles > 50 cc	3.430	65	4.451	81	5.000	115	-22,9	-19,8	-11,0	-29,6



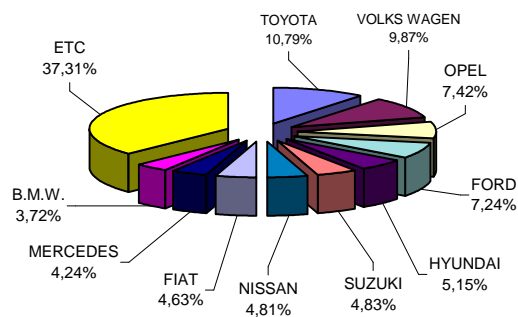
**Table 3. Sales of new and used passenger cars per make:
May and January - May 2009**

Makes	Passenger cars			
	May		Jan. - May	
	new	used	new	used
ALFA ROMEO	275	4	794	36
AMERICAN MOTORS	-	-	-	1
ASTON MARTIN	-	7	-	9
AUDI	923	109	3.235	520
AUSTIN	-	-	-	2
B.M.W.	1.187	381	3.323	1.468
BACKDRA	-	1	-	1
BENTLEY	1	-	2	1
BOMBARD	-	1	-	1
CADILLAC	1	-	4	1
CHANGA CO	6	1	31	1
CHEVROLET	255	3	1.059	13
CHEVROLET (GENERAL MOTOR)	12	-	30	-
CHONGQI	3	1	13	1
CHRYSLER	448	28	829	89
CITROEN	810	20	2.422	86
DACIA	28	-	107	2
DAEWOO	-	3	-	11
DAIHATSU	531	19	1.606	92
DODGE	95	-	363	1
FERRARI	4	2	12	6
FIAT	1.190	18	4.137	129
FIAT AUTO SPA	3	1	13	3
FORD	1.603	22	6.474	139
GENERAL MOTORS	1	6	2	23
HONDA	631	48	2.634	259
HUMMER	3	-	17	-
HYMER AG	-	2	1	4
HYUNDAI	1.366	11	4.606	54
ISUZU	-	-	-	1
IVECO SPA	-	-	1	1
JACK INTERNATIO	3	1	11	1
JAGUAR	10	4	50	23
KIA	445	3	1.921	11
LADA	12	1	84	1
LAMBORGHINI	-	-	3	1
LANCIA	97	1	371	8
LAND ROVER	46	15	131	63
LOTUS	-	2	2	4
MASERATI	2	-	5	1
MAZDA	877	8	2.562	48
MERCEDES	1.269	726	3.792	3.013
MINI	353	17	1.486	61
MORGAN	-	-	2	-
NISSAN	1.367	23	4.304	104
OPEL	1.623	66	6.636	327
PEUGEOT	1.046	18	2.941	91
PIAGGIO	-	-	-	1
PORSCHE	44	62	160	161
PRINCE	-	-	-	1
RENAULT	723	14	1.652	88
SAAB	64	8	211	38
SEAT	820	11	2.658	51
SHUANGHUAN AUTO	-	-	8	-
SKODA	781	15	2.977	39
SMART	355	236	1.306	1.176
SSANGYONG	18	-	52	-
SUBARU	263	7	795	23
SUZUKI	1.449	49	4.316	246
TOYOTA	2.486	91	9.646	399
TRIGANO	-	-	-	1
VOLGA	-	-	-	1
VOLKS WAGEN	2.147	120	8.830	500
VOLVO	319	9	799	45
WESTFIELD SPORT	-	-	-	2
WILLYS	-	-	-	1
TOTAL	25.995	2.195	89.426	9.485

Sales of new passenger cars : May 2009



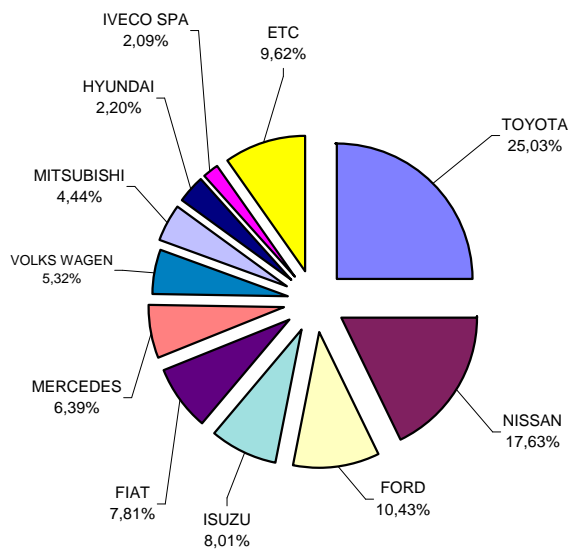
**Sales of new passenger cars :
January - May 2009**



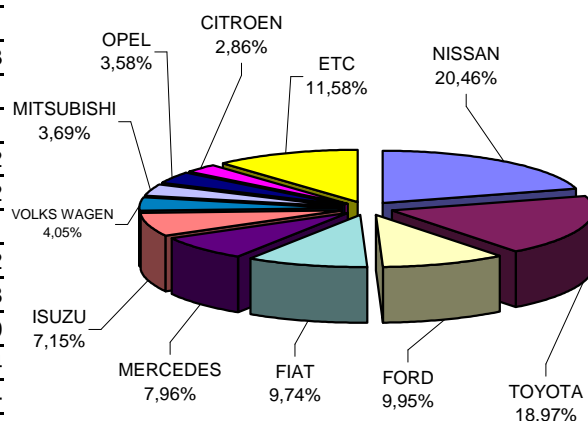
**Table 4. Sales of new and used lorries per make:
May and January - May 2009**

Makes	Lorries			
	May		Jan. - May	
	new	used	new	used
AMERICAN MOTORS	-	-	-	1
ASTRA	-	1	2	1
B.M.C.	-	-	1	-
B.M.W.	-	-	-	1
CHANGAN CO	-	-	2	-
CHEVROLET	-	1	-	6
CHRYSLER	-	1	-	2
CITROEN	22	10	195	47
DACIA	3	-	3	-
DAF	4	32	30	109
DAIHATSU	-	3	-	22
DODGE	-	1	-	7
FAUN	-	-	-	1
FIAT	116	49	663	173
FIAT-IVECO	-	9	-	48
FORD	155	149	677	654
GENERAL MOTORS	-	-	-	2
GOGOMOBIL	-	-	-	1
HANOMAG	-	-	-	1
HYUNDAI	-	11	1	43
ISUZU	119	19	487	95
IVECO MAGIRUS	-	1	8	10
IVECO SPA	31	3	112	25
KIA	-	1	-	7
LEYLAND AUSTR.	-	-	-	1
MAN	14	83	95	358
MAZDA	30	35	173	191
MERCEDES	95	562	542	2.588
MITSUBISHI	66	173	251	871
MULTICAR	-	-	-	1
NISSAN	262	141	1.393	681
OAF	-	-	-	1
OM	-	-	-	1
OPEL	48	55	244	268
PEUGEOT	15	11	73	47
PFAU	-	-	-	1
PIAGGIO	11	8	52	23
PIJPOPS	-	1	-	1
RELIANT	-	-	-	1
RENAULT	23	41	70	162
ROVER	1	-	1	2
SAAB	-	-	-	1
SCANIA	8	45	66	182
SEAT	-	4	1	18
SKODA	-	19	2	90
SOVAB	1	1	3	4
SSANGYONG	2	-	11	-
STEYER	-	1	-	5
SUBARU	-	-	-	1
SUZUKI	-	9	-	32
TOYOTA	372	92	1.291	501
VOLKS WAGEN	79	165	276	799
VOLVO	9	110	82	413
TOTAL	1.486	1.847	6.807	8.500

Sales of new lorries : May 2009

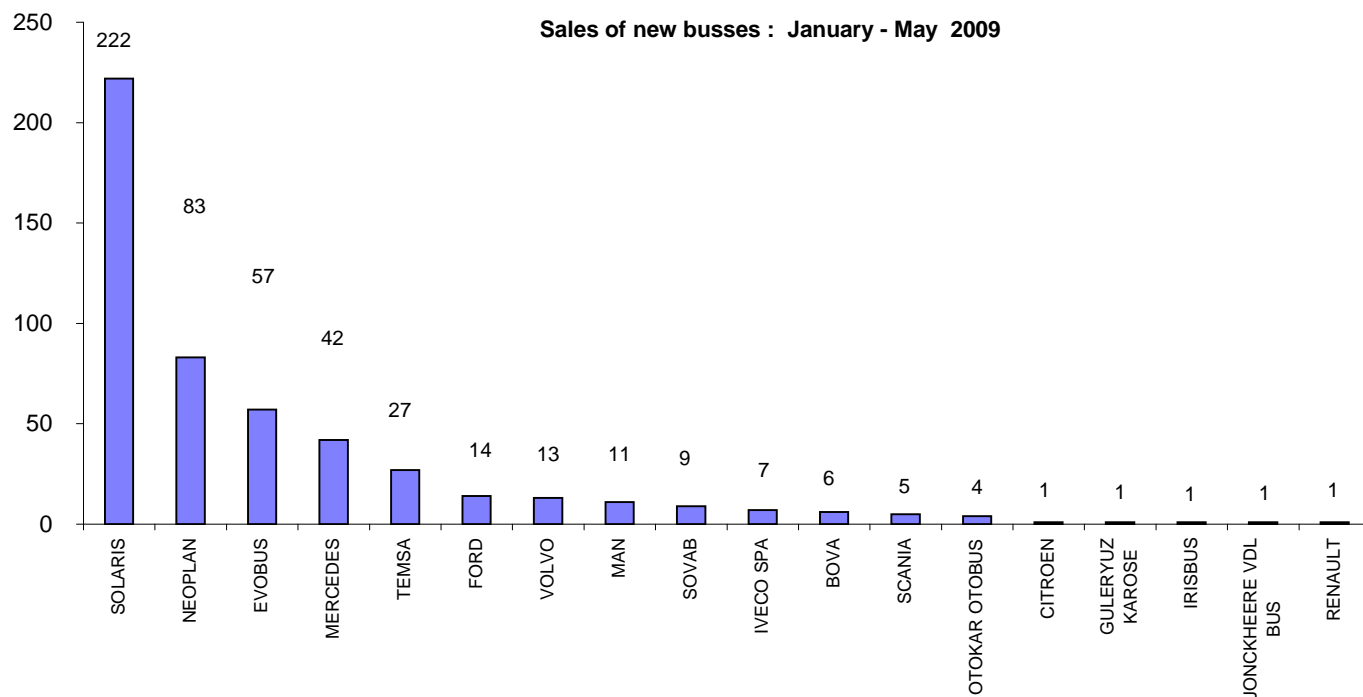
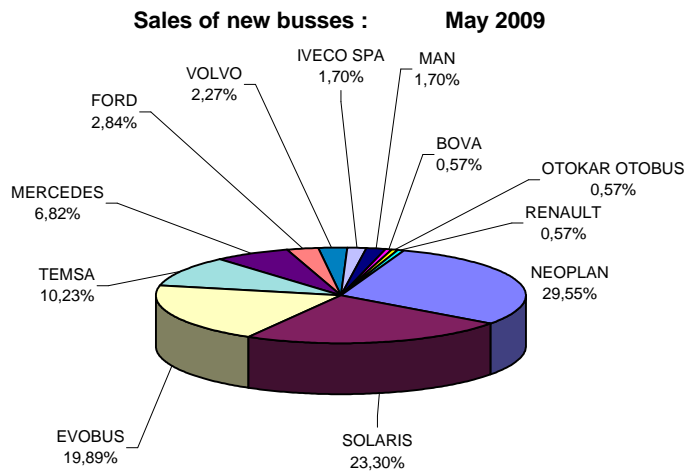


Sales of new lorries : January - May 2009



**Table 5. Sales of new and used busses per make :
May and January - May 2009**

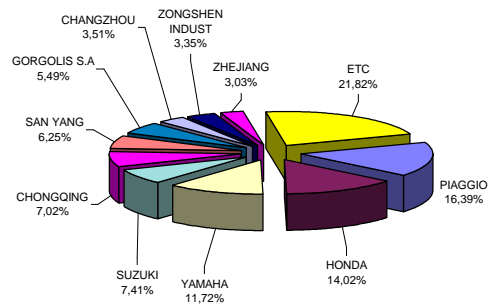
Makes	Busses			
	May		Jan. - May	
	new	used	new	used
BOVA	1	-	6	6
CITROEN	-	-	1	-
EVOBUS	35	6	57	17
FIAT-IVECO	-	-	-	4
FORD	5	1	14	1
G.AUWARTER	-	4	-	7
GULERYUZ KAROSE	-	-	1	-
IRISBUS	-	-	1	-
IVECO SPA	3	-	7	-
JONCKHEERE VDL BUS	-	-	1	-
KASSBOHRER	-	-	-	18
MAN	3	2	11	22
MERCEDES	12	17	42	102
NEOPLAN	52	-	83	11
OTOKAR OTOBUS	1	-	4	-
RENAULT	1	-	1	3
SCANIA	-	1	5	5
SETRA	-	1	-	8
SOLARIS	41	-	222	-
SOVAB	-	-	9	-
TEMSA	18	-	27	2
TROEGMOLLER	-	6	-	12
VAN HOOL	-	-	-	1
VOLVO	4	-	13	3
TOTAL	176	38	505	222



**Table 6. Sales of new and used motorcycles per make:
May and January - May 2009**

Makes	Motorcycles			
	May		Jan. - May	
	new	used	new	used
AEON MOTOR	17	-	47	-
AIE MOTOR	1	-	2	-
AIXAM	-	-	2	-
AMSTRONG	16	-	43	-
APRILIA	4	6	17	17
ARCTIC CAT AG	2	-	6	-
B.M.W	174	40	551	123
BAROSSA	-	-	-	2
BELGARDA SPA	-	2	-	2
BENZHOU VEHICLE	5	-	21	-
BOMBARDIER INC.	4	-	17	-
BOXER S.R.L	2	-	6	-
BUELL MOTORCYCL	1	1	5	3
BUYANG GROUP CO FA - G300	6	-	8	-
CARTER BROTHERS	1	-	2	-
CARVER EUROPE BV	1	-	1	-
CHANGZHOU	287	1	866	1
CHINA JIALING	7	-	38	-
CHONGQING	574	4	1.803	10
CHUNFENG	14	-	54	1
CIXI KINGRING	7	-	14	-
DAELIM	33	-	123	-
DALL'ARA SRL	2	-	2	-
DINLI METAL	-	-	3	-
DRESEL MCT	3	-	23	2
DUCATI	25	7	85	18
EGIMOTORS	-	-	7	-
GAMAX MOTO CORPORATION	1	-	3	-
GAS GAS	1	-	9	-
GI EE INDUSTRY	1	-	4	-
GORGOLIS S.A	449	-	1.519	1
GUANGZHOU	44	-	199	-
HARLEY DAVIDSON	20	9	87	34
HERCHEE INDUSTR	10	-	19	-
HONDA	1.147	52	3.563	181
HUANAN MOTORS	1	-	1	-
HUSQVARNA	-	-	1	1
HYOSUNG MOTORS	9	-	37	1
JIANGMEN	19	-	57	-
JIANGMEN SINO-H	8	-	17	-
JIANGSU	53	-	367	3
JI-EE INDUSTRY	1	-	4	-
JINAN QINGQI	66	-	200	1
JINCHENG	-	-	2	-
JONWAY	16	-	37	-
K.L. S.P.A	141	-	542	-
K.L. S.R.L.	-	-	4	-
K.T.M	88	3	274	15
KAWASAKI	219	27	739	104
KEEWAY	15	-	56	-
KWANG YANG	164	-	437	3
KYMCO	-	1	-	2
LIFAN INDUSTRY	18	-	36	-
LIFENG GROUP CO	-	-	5	-
LML LIMITED (E STAR DELUXE)	4	-	7	-
LONCIN GROUP	6	-	23	-
MALAGUTI SPA	11	-	45	2
MBK INDUSTRIE	142	2	372	8
MOTIVE POWER	4	1	11	1
MOTO GUZZI	6	-	28	3
MOTO MORINI	-	-	3	-
MOTO SPA	14	-	37	-
MOTOBRIKE TRADI	-	-	3	-
MV AGUSTA	-	-	4	2
NACIONAL MOTOR	20	-	37	-
NANCHANG KE CHI	-	-	2	-
NANJING JINCHEN	-	-	2	-
NEW FORCE MOTOR	10	-	26	-
NINGBO	1	-	7	-
NUSUN M	-	1	-	1
PEUGEOT	24	1	81	2
PIAGGIO	1.341	12	3.791	42
POLARIS	-	-	5	1
QINGQI GROUP NI	-	-	4	-
R.G.P. SRL	2	-	11	-
RIEJU	-	-	2	-
ROYAL ENFIELD	3	-	6	-
S&T MOTORS CO L	2	-	13	1
SAN YANG	511	1	1.560	3
SHANGAI HONLIN	1	-	6	-
SHANGDONG LIANG	-	-	3	-
SHANGHAI GOKA	5	-	14	-
SHANGHAI JIALIN	12	-	39	-
SHANGHAI JMSTAR	1	-	6	-
SHANGHAI SHENKE	2	-	10	-
SKY TEAM	7	-	18	-
STANDARD MOTOR	1	-	10	1
SUZUKI	606	26	1.876	111
TAIWAN GOLDEN B	3	-	12	-
TAIZHOU	91	1	532	1
TM RACING S.R.L	1	-	4	-
TRIUMPH	91	-	276	1
WANJIN	-	1	-	1
WENLING ZHENSHE	1	-	1	-
WUXI FUTONG	3	-	9	-
XIAMEN XIASHING	52	-	94	-
XINGYUE	9	-	26	-
YAMAHA	959	40	3.235	172
YONGKANG	2	-	7	-
ZENGCHENG HAILI	21	-	84	-
ZHEJIANG	248	1	694	4
ZHONGSHAN GUOCH	3	-	9	1
ZHUZHOU JIANSHE	10	-	29	-
ZONGSHEN INDUST	274	1	733	2
ETC	-	-	11	4
TOTAL	8.181	241	25.783	889

Sales of new motorcycles : May 2009



Sales of new motorcycles : January - May 2009

